


Manufacturer of Marine Lights, Hardware and Accessories

**PERKO®**

*We Make it Right, Right Here!!®*



ISO 9001:2015 Certified

**Catalog 320**



## COVER PHOTOGRAPH

### *Hillsboro Inlet Lighthouse*

Pompano Beach, FL

Cover Photos By: Richard A. Cozier

**History:** Hillsboro Point was designated as hazardous for the safe navigation of ships in 1855 and federal designation was sought. In 1901, the United States Lighthouse Board persuaded Congress to authorize the construction of a lighthouse in the dark area between Jupiter Inlet Light and Fowey Rocks Light. The official order, that was approved on February 12, 1901, called for a "first-order light at or near Hillsboro Point...at a cost not to exceed \$90,000. The full funding to build the lighthouse was appropriated in 1903.

Soon after the light was operational there were unexplained reports of fires in the Everglades began to come in. The cause was the lens, when stopped in the morning at just the right position, it would focus the sunlight west towards the wetlands. A landward baffle was installed. This also shielded nearby residents from the bright light at night.

During the 1926 Miami hurricane the lighthousekeeper stood a 32-hour watch, keeping the light burning while fearing the lighthouse would fall. It stood but 20 feet of sand was washed out from under it. The lighthouse beach patrol spotted a German U-boat in 1943, during World War II. The submarine was reportedly sunk, but no wreck has been documented.

In 1974 the lighthouse was fully automated. The Hillsboro Inlet Light Station was listed on the U.S. National Register of Historic Places on February 16, 1979. The lighthouse and buildings are little altered from their original construction in 1907.

In the second half of the 20th century, this inlet became an increasingly busy waterway. Hillsboro Inlet Light is considered one of the most powerful lights in the world with a beam that can be seen for 28 nautical miles.

**The Lighthouse:** The structure is an octagonal pyramidal, iron skeleton tower, built by a Chicago steel firm for the 1904 St. Louis World's Fair, with central stair cylinder; the lower third of the structure is painted white; the upper two-thirds and the lantern are painted black. The paint scheme was selected for daytime visibility, the lower portion white to stand out among trees, the top black to contrast with the daytime sky. Its second-order Fresnel lens emits a light measuring 5.5 megacandelas and stands 135 feet above sea level. The lens is 9 feet in diameter and weighs 3,600 pounds. The original light was an incandescent oil vapor lamp fueled with kerosene and was replaced in the 1920s with four 250 watt incandescent bulbs. At 550,000 candlepower, it was then the most powerful lighthouse on the east coast of the United States. It could be seen from 35 miles away at sea on a clear night. The electrical system was upgraded in 1932 allowing the same amount of light to be generated with three bulbs instead of four. In 1966, two 1,000 watt xenon high pressure lamps were installed, bringing the light to 5.5 megacandelas, making it the third most powerful lighthouse in the world at that time. In 1977 it was the most powerful light in Florida. Automated in 1974, the light acts both as a coastal navigational aide and as a support to local water traffic.

The light assembly rotated on a liquid mercury reservoir, allowing up to one rotation per 15 seconds. Rotation was driven by a weight on ropes through a gear mechanism. The amount of weight determined the speed of rotation. The weight had to be hand cranked back up about each hour and a half. Several times a night fuel was carried by hand up the 175 steps.

**Restoration:** In 1992 the big light was turned off, due to the failure of the rotating mechanism, and a smaller temporary light was installed on the railing. This light was only visible for 10 nautical miles. The Coast Guard had planned to remove the original fresnel lens but a successful local campaign led to the restoration. The Hillsboro Lighthouse Preservation Society was founded 1997 as a part of the campaign. About 200 people joined the preservation society at that time. The historical value of keeping the lens in the lighthouse and the importance of the bright light as an aid to navigation were cited in the effort to persuade the Coast Guard to restore the light. The cost of the restoration was \$143,000.

The old mechanism contained 400 pounds of mercury which was replaced by a specially designed ball bearing system. The mercury was removed in 1995. The large light was relit on January 28, 1999. One month after the lamp was relit the bearing system failed. The system was redesigned and repaired and the light was turned on once again on August 18, 2000. As of 1999 the fresnel lens was one of nine in active use in the United States.

**Modern times:** The Hillsboro Lighthouse Preservation Society took over maintenance from the Coast Guard in 2008. Surrounded by water on three sides, the lighthouse is constantly threatened by coastal erosion. Hurricane Irma washed a large amount of sand from under the foundations of the lighthouse and damaged the buildings and the site. The footings and foundation were fractured. The preservation society is raising funds for a plan to build a granite spur jetty to protect the site.

The Hillsboro Lighthouse Museum and Information Center opened in March 2012 on the grounds of Hillsboro Inlet Park in Pompano Beach. The museum houses artifacts related to the lighthouse and a ten-foot-tall stone statue of the Barefoot Mailman.







## Catalog No. 320 - For Recreational and Pleasure Boats

| <u>Section</u>  | <u>Pages</u> |
|---|--------------|
| 1. Preface: The Perko Story, Modern Facilities, Sales Policy, General Information and Sales Representatives | 2 to 10      |
| 2. Navigation Lights  | 11 to 62     |
| 3. Lighting Fixtures, Utility Lights & Bulbs  | 63 to 69     |
| 4. Searchlights & Fog Bells   | 70 to 74     |
| 5. Battery Switches and Electrical Components   | 75 to 86     |
| 6. Underwater Hardware  | 87 to 106    |
| 7. Deck Plates, Fills, Tank Vents, and Ventilators  | 107 to 128   |
| 8. Deck and Cabinet Hardware, Hinges, Locks & Latches   | 129 to 177   |
| 9. Fishing Equipment  | 178 to 181   |
| 10. Numerical & Alphabetic Indexes  | 182 to 192   |



Proudly Made in America for Over 100 Years

### Manufacturer of Ship and Boat Equipment

**Street Address:**

16490 Northwest 13th Avenue  
Miami, Florida 33169-5707

**Telephone Number:** (305) 621-7525

**Fax Number:** (305) 620-9978



**Mailing Address:**

P.O. Box 64000D  
Miami, Florida 33164-0510

**e-mail:** sales@perko.com

**Website:** www.perko.com



## The PERKO® Story



**Frederick Perkins**  
**Founder 1907-1947**

**4th Generation**



**Louis E. Perkins**  
**Co-Founder/President 1947-1964**



**Marvin Perkins**  
**President 1964-1997**  
**Chairman 1997 to 2018**



**Frederick M. Perkins**  
**President 1997-Present**



**Cameron Perkins**  
**1999-Present**



**Deborah Hilyard**  
**2002-Present**

**5th Generation**

Frederick Perkins (Mendel Persky) born in Russia in 1874 and schooled as a machinist (tool & die maker) in Germany, immigrated to this country in 1889 at the age of 15 and became a naturalized U.S. citizen in 1898. In the early 1900's, Frederick started the original family business as a tool and die manufacturer out of his basement, as F. Persky & Co., at 49 Elizabeth Street in New York City.

In 1907, Fred Perkins was joined by his cousin Max Persky who was also a machinist. By 1910 the business had grown, and they moved down the street to 52 Elizabeth Street. At that time the company had approximately 14 employees and was established in the business of making small machine parts, tubular type bicycle pumps, head lights for automobiles and small

lanterns which the dime stores filled with candy. When a customer did not pay him for a set of marine lantern dies, Fred started marketing the lights he manufactured from that set of tools.

Between 1910 and 1912 the National Marine Lamp Company was formed by a combination of F. Persky & Company, H.A.J. Helvig and Company, and American Lamp Works. The main headquarters for National Marine Lamp was located at 23 Brook Street in Forestville, Connecticut in a very large building that once had been a thread mill. They also maintained a sales office in New York City.

By 1913 Fred Perkins had moved to Connecticut and F. Persky & Company ceased independent operations. During that same year, Fred Perkins was listed in the

company annual report as the president of National Marine Lamp Company.

From 1913 until late 1916, Fred Perkins operated as the head of National Marine Lamp Corp. In late 1916, he left that firm and opened a new company, Perkins Marine Lamp Company, which was incorporated in early 1917. The company set up operations in the remote farmlands of Brooklyn and operated in the Brooklyn, New York facility at 1943 Pitkin Avenue until 1959. The original plant consisted of one three story building, of which the two top floors were leased out to independent operations. New products were added to the line and sales activities expanded beyond the Northeast. Perko offered cast bronze lights and hardware, first to the maritime industry, then to the growing pleasure boat market.





## The PERKO® Story

It was also around the time of Fred Perkins' move to Brooklyn in 1916 that his son, Louis E. Perkins, began working with the company full time. In 1922, the now famous "PERKO" trademark was introduced.

In the late 1920's, the company introduced copper and nickel plated products from its own plating department. When chromium plating was perfected in the 1930's, the first Perko chromium-plated hardware appeared. As Perko's reputation for quality increased, the company's manufacturing facility expanded and enjoyed exceptional growth into the 1930's. It was during the 1930's that Perko established itself as a full-time manufacturer of marine lights, hardware, and accessories for the pleasure boating market. This tremendous growth created the need for more facilities. The original one-story manufacturing plant in Brooklyn grew to five stories. Then six more buildings were added until finally there was no more room for expansion.

In 1932, the Perkins Marine Lamp Company corporate name was changed to Perkins Marine Lamp & Hardware Corporation, since by that time the company was becoming heavily involved in supplying the marine trade with not only navigation and decorative lights, but also a variety of hardware fittings for the maritime and pleasure boat market.

Louis Perkins became President in 1947 upon the passing of his father Frederick. It was also in that year that his son Marvin joined the firm. In 1959, Louis and Marvin decided to move the entire operation to a new facility in Miami, Florida. Lou's first objective at the new facility was to put everything under one roof. This meant the elimination of subcontractors and the addition of a whole range of in-house production capabilities—from mill material to finished product.

Also in 1959, Leroy F. (Roy) Hollenbeck joined Perko applying his background in manufacturing and production to assist in coordinating the layout and supervise construction of the new plant. Roy's experience in plating, engineering, and design helped to improve the product line and manufacturing techniques.

The new building opened in 1960 with approximately 78,000 square feet putting all the manufacturing and offices on one floor under one roof. That facility was expanded to 90,000 square feet with the addition of a non-ferrous foundry for brass, bronze, and aluminum casting in mid 1961.

By 1965, a 47,000 square foot extension was completed to house the sophisticated die-casting system that now produces zinc and bronze parts.

Marvin's son Fred Perkins, named after his great-grandfather, became the 4th generation of the Perkins family involved in the company and quickly established himself as one of the marine industry's most knowledgeable authorities on navigational light requirements. Fred started in 1969 while still attending school and became active on a full time basis in 1973. He was named assistant Vice President of manufacturing in early 1974 and in 1978 became company Secretary. His background in engineering and electronics proved to be a welcome asset to help keep the product line up to date. Over the years the company had become better known for its "PERKO" trademark. In 1976, it was decided to change the company name to Perko Incorporated.



In 1979, a 35,000 square foot plastics injection molding facility was added to enable production of all of the polymer products and components for the diverse product line.

Fred became president in 1997. Then in 1999, Fred's son Cameron joined the company and in 2002, his daughter Deborah joined the family business marking the 5th generation and setting the course for the future.

Today, PERKO is truly an integrated manufacturer, almost completely independent of outside vendors, with the exception of a few basic items such as light bulbs and electric wire. A whole range of complete in-house capabilities, from product design through manufacturing and assembly of finished products, enables us to eliminate most subcontractors and obtain better control of our product quality, cost, and delivery.

Our sand casting foundries help us control the production of our high quality brass, bronze, and aluminum castings, and offers assurance that the proper alloy is used for each job.

PERKO is the only domestic marine manufacturer producing die-cast bronze parts which are well known for strength, uniformity and quality.

Our diverse press department utilizes a variety of forming tools, including multi-stage, progressive tooling produced in our tool room. Our large, conventional machine shop includes many secondary operations such as drilling, tapping, and assembly. A separate machine shop houses a number of modern, high speed automatic chuckers for high volume items, and our three separate polishing divisions assure the correct finishing procedure for each product.

In 2005, our facility was rewired for a state-of-the-art computer network and enterprise resource planning (ERP) operation, which is taking us into the next century. Expansion continues with the substantial addition to our foundry of an Investment Casting operation. Our in-house printing, graphics, and pre-press department produces almost all of our printed materials from packaging materials, box labels, and instructions to full color catalogs and marketing materials. In total, careful planning over the years has enabled us to become virtually self sufficient in every department.

Throughout all of our operations, steps have been taken to efficiently assure production of the highest quality products. PERKO has been an ISO registered company since 1994. Our products are designed and manufactured to meet or exceed various standards, including ISO 9001-2015, USCG, UL, NMMA and other industry standards as well as our own quality specifications. Quality control is consistently maintained and every step forward, from our founding to the present day, has been undertaken with our customer in mind. Each PERKO product is thoroughly evaluated for safety, appearance, and function.

It has always been our objective to provide our customers with the very best in marine lights, hardware, and accessories at competitive prices. The marketplace has rewarded our emphasis on quality with ever increasing sales and reputation. Designed and built to the highest specifications, all PERKO products are backed with outstanding warranties and our commitment to excellence. It's a "PERKO Plus" you can count on!

To date, the PERKO facility spans 15 plus acres and over 440,000 square feet of manufacturing capability. As an American manufacturer, staying competitive today in a constantly changing global market place presents many challenges, but our vision is steadfast as we move into the next century of business. Perko maintains its commitment to quality and is proud of its heritage as an American success story for over 100 years.



## General Information

### PERKO® LIMITED WARRANTY

PERKO, INC. (PERKO) warrants to the original consumer-purchaser that PERKO'S products will be free from defective materials or workmanship, and that the PERKOPLATE/PERKO-KOTE finish will remain corrosion-free under normal use and service, for a period as shown below from the original purchase date:

| Product Class   | Duration  |
|---|---|
| Products installed by a manufacturer as original equipment                              | 1 year or duration of the original equipment manufacturer's general accessory warranty up to 5 years, whichever is longer |
| Emissions system components installed by manufacturer as original equipment             | 2 Years   |
| Commercial products (and/or products used in commercial service) and searchlights       | 1 Year  |
| Products not included above and which are purchased over-the-counter at a retail dealer | 5 Years   |

ALL IMPLIED WARRANTIES, INCLUDING MERCHANTABILITY, ARE ALSO LIMITED IN DURATION TO THE WARRANTY PERIOD FROM THE ORIGINAL PURCHASE DATE.

PERKO SHALL NOT BE LIABLE FOR LOSS OF USE OF ANY OF ITS PRODUCTS, NOR FOR OTHER INCIDENTAL OR CONSEQUENTIAL COSTS, EXPENSES, OR DAMAGES INCURRED BY THE ORIGINAL PURCHASER OR BY ANY OTHER PERSON.

SOME STATES DO NOT ALLOW LIMITATIONS ON HOW LONG AN IMPLIED WARRANTY LASTS, SO THE ABOVE LIMITATION MAY OR MAY NOT APPLY TO YOU. SOME STATES DO NOT ALLOW THE EXCLUSION OR LIMITATION OF INCIDENTAL OR CONSEQUENTIAL DAMAGES, SO THE ABOVE LIMITATION OR EXCLUSION MAY OR MAY NOT APPLY TO YOU.

This warranty is void if the product warranted has been damaged by accident or unreasonable use, neglect, improper service, or other cause not arising out of defects in material or workmanship. Excluded from this warranty are electric light bulbs (lamps), sealed beam units, and fuses. Specific warranty statements made on the smallest unit package, on the individual instruction/installation sheets, or on price quotations which accompany certain specialty, custom or individual products shall supersede this warranty.

During the warranty period, your PERKO product will either be repaired or it will be replaced with a like product (at PERKO's option) without charge to the original consumer-purchaser, when returned prepaid and insured, with proof-of-purchase date to PERKO at our factory in Miami, FL. In the event of replacement, the replacement product will continue the warranty of the original product, or ninety (90) days, whichever is longer. **Important: For this Warranty to be effective, PERKO must be supplied with Proof-Of-Purchase date of the product.**

PERKO does not authorize any person or company to create for it any other obligation or liability in connection with any of its products.

### SALES POLICY

PERKO Products are sold through our established Distributors. We do not sell direct to the public or organizations. Therefore, possession of this catalog does not infer an offer to sell. Please contact your local marine supplier or visit our website [www.perko.com](http://www.perko.com) to find a supplier near you.

### PRICES AND TERMS

Our costs can change due to causes beyond our control. Therefore, our price list is only intended for the guidance of our customers and does not necessarily establish current prices. All prices are subject to change without notice.

Orders from our customers having no satisfactory history or credit rating with us must be prepaid. C.O.D. shipments will be made if a 25% deposit is sent with the order. Cash discounts do not apply to C.O.D. or C.I.A. shipments.

### DESIGNS

For the purpose of continuous improvement in our products, the designs and specifications are subject to change without notice.

### RETURN GOODS

A Repackaging Service Charge of \$10.00 net will apply to all broken packages. Products made to order are not returnable. Stock products in new, saleable condition are only returnable when permission has been granted by us, and are subject to handling and repackaging charges. Return shipping charges must be prepaid. Purchase date and invoice number are required when requesting an R.G.A. (Return Goods Authorization) number. Permission must be requested within 30 days after receipt of goods.

### SHIPPING INSTRUCTIONS

Customers should send specific shipping instructions; otherwise, we will use our own judgement in selecting route.

### SHIPMENTS

**F.O.B. our plant, Miami, Florida**, unless quoted otherwise. We are not responsible for damage, loss, or delay after goods are delivered to carrier. When loss or delay occurs, we will gladly assist in tracing or expediting, but such assistance is no criterion of responsibility.

When there is **loss or apparent visible damage** to a shipment when tendered for delivery, **do not** give the carrier a clear receipt. Note such damage on the carrier's delivery receipt and **have the driver sign the receipt.**

### CONCEALED DAMAGE OR LOSS

1. Advise the delivering carrier in writing as soon as discovered, or no more than 15 days after delivery, and request carrier to make an inspection.
2. **Retain**, for the carrier's inspection, the **container** and **all packaging** with which the damaged or lost material was packaged.
3. **Shortages** - Must be reported to us within 15 days after receipt of goods.



Items in this catalog identified with this symbol comply with the State of California **Prop 65** Safe-Harbor warning:

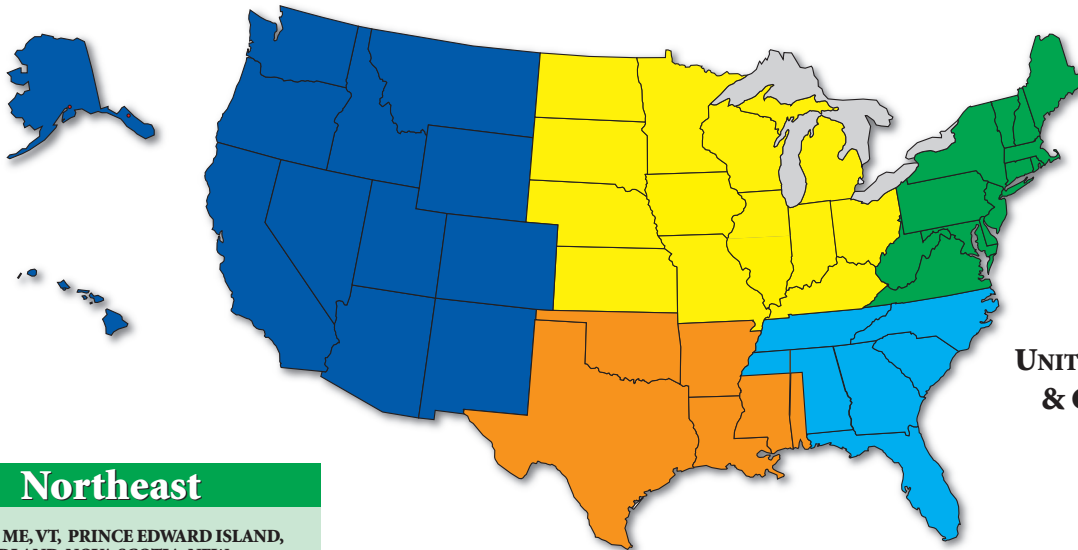
### WARNING:

These products can expose you to chemicals including lead and/or DINP which are known to the State of California to cause cancer and birth defects or other reproductive harm. For more information go to [www.P65Warnings.ca.gov](http://www.P65Warnings.ca.gov).





## Regional and International Sale Representatives



UNITED STATES  
& CANADA

Preface: Sales Representatives

### Northeast

**NH, RI, MA, ME, VT, PRINCE EDWARD ISLAND, NEWFOUNDLAND, NOVA SCOTIA, NEW BRUNSWICK & MANITOBA CANADA**  
CGW Associates  
P.O. Box 414, 354 Country Way  
Scituate, MA 02066  
Phone: 781.545.3790, Cell: 617.480.6559  
E-Mail: CGWCO@aol.com,  
**CHARLES W. O'CONNOR**

**DE, MD, VA**  
CGW Associates  
1070 Ulmstead Circle, Arnold, MD 21012  
Phone: 410.757.9630 Fax: 410.757.4365  
E-Mail: KWCGW@aol.com, Cell: 410.808.3048  
**KEVIN WILLIAMS**

**NJ, PA & NY**  
CGW Associates  
115 Park Ave, Shrewsbury, NJ 07702  
Cell: 908.419.3008  
E-Mail: gregdevine1@comcast.net  
**GREG DEVINE**

**ONTARIO & QUEBEC CANADA**  
CGW Associates  
24 Cedarwood Crescent,  
Nobleton, ON, Canada L0G1N0  
Cell: 416.347.5090  
E-Mail: btait@rogers.com  
**BRIAN TAIT**

### Southeast

**NC, SC & Georgia**  
The Gartner Group  
3521 Snead St., Morehead City, NC 28557  
Phone/Cell: 252.675.1764 Fax: 855.280.8627  
E-Mail: trey@thegartnergroup.com  
**TREY BRADLEY**

**TN, AL, MS & FLORIDA PANHANDLE**  
The Gartner Group  
172 Chuniloti Way, Loudon, TN 37774  
Phone: 865.408.7572 Fax: 855.280.8627  
E-Mail: bob@thegartnergroup.com  
**ROBERT TAYLOR**

**NORTH FLORIDA**  
The Gartner Group  
8436 Boxwood Dr., Tampa, FL 33615  
Phone: 813.901.9820, Cell: 813.382.6755  
E-Mail: james@thegartnergroup.com,  
**JAMES HOWE**

**SOUTH FLORIDA**  
The Gartner Group  
1624 SW 4th Ct., Ft. Lauderdale, FL 33312  
Phone: 954.530.7223 Fax: 954.530.7209  
E-Mail: doug@thegartnergroup.com,  
Cell: 954.303.4541  
**DOUG PETERSON**

### South Central

**TX, OK, AR, LA, WESTERN AL, SOUTHERN MS & S.E. AR,**  
MAC-HUGH & Associates, Inc.  
5540A Pepsi Street, Harahan, LA 70123  
Phone: 504.734.9411 Fax: 504.734.5144  
E-Mail: mchugh12@bellsouth.net, Cell: 504.494.4479  
**KYLE McHUGH, BUZZ HUMPHREY, DAVID HILDRETH, GARRETT MCHUGH & KYLE MICHAEL MCHUGH, JR**

### West

**ALBERTA, AK, BRITISH COLUMBIA, ID, MT, OR, WA, WY, UT, & CO**  
The Merifield Company  
1208 SW Camano Drive, Camano Island, WA 98282  
Phone: 360.387.5888 ext. 2, Fax: 360.323.5698  
E-Mail: icross@merifield.com  
**IVAN CROSS**

The Merifield Company  
Mail: P.O. Box 1564, Lake Oswego, OR 97035  
Shipping: 16598 S.W. 72nd Ave., Portland, OR 97224  
Phone: 503.639.5275 Fax: 360.323.5698  
E-Mail: westline1@frontier.com  
**BILL PASCHALL**

The Merifield Company  
P.O. Box 3369, Redmond, WA 98073  
Phone: 360.387.5888, Fax: 360.323.5698  
E-Mail: jawede@msn.com, Cell: 425.985.1620  
**JOHN WEDEBERG**

The Merifield Company  
1961 Main St. Ste 243, Watsonville, CA 95076  
Cell: 707.290.0187, Fax: 360.323.5698  
keith@merifield.com  
**KEITH LAMARR**

**AZ, CA, HI, NM, & NV**  
The Merifield Company  
PO Box 3160, Tustin, CA 92781  
Phone: 714.639.9462, Fax: 360.323.5698  
E-Mail: dnaber@merifield.com, Cell: 714.322.4032  
**DAN NABER**

The Merifield Company  
1961 Main St. Ste 243, Watsonville, CA 95076  
Cell: 831-334-2015, Fax: 360.323.5698  
E-Mail: chris@merifield.com  
**CHRIS MARTORANA**

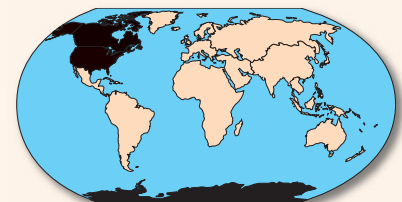
### Midwest

**NORTHERN IL, KY, IA, ND, SD, NE, MN & WI**  
Inland Marketing Associates, Inc.  
1071 Highland Ct./P.O. Box 414, Plymouth, IN 46563  
Phone: 574.936.6972, Fax: 866.377.9960  
E-Mail: edkuykendall@imarep.com  
**ED KUYKENDALL**

**MI, IN & OH**  
Inland Marketing Associates, Inc.  
675 E. 16th, Holland, MI 49423  
Phone/Cell: 616.392.7720 Fax: 616.392.4601  
impactmarketing@ameritech.net  
**MARK BRUMMEL**

**Southern IL, MO, & KS**  
Inland Marketing Associates, Inc.  
21 Christina Dr., Pevely, MO 63070  
Phone/Cell: 417.631.1860  
kory@imarep.com  
**KORY MITCHELL**

### International



**(EXCLUDING UNITED STATES AND CANADA)**  
E&P Marine Inc.  
2425 N.W. 33rd Ave., Miami, FL 33142  
Phone: 305.634.6110 Fax: 305.634.1191,  
E-Mail: epmarine@navalex.com  
**MIGUEL A. VASALLO, MICHAEL VASALLO, LILLY DIAZ, EDDY HERNANDEZ**

**For Information on all Export & Foreign Regions Contact Perko, Inc. at sales@perko.com**



## Our Modern, Vertically Integrated Manufacturing Facility

Preface: Manufacturing Facility



### Manufacturing Capabilities:

#### Automated Sand Casting

##### Materials:

- Aluminum - finished castings up to 50 lbs
- Brass - finished castings up to 100 lbs
- Bronze - finished castings up to 100 lbs
- Zinc - finished castings up to 85 lbs

#### Pressure Die Casting

##### Materials:

- Aluminum - cast weight up to 1 lb
- Brass - cast weight up to 3 lbs
- Bronze - cast weight up to 3 lbs
- Zinc - cast weight up to 5 lbs

#### Investment Casting

##### Materials:

- Aluminum - cast weight up to 2 lbs
- Brass - cast weight up to 5 lbs
- Bronze - cast weight up to 5 lbs
- Stainless Steel - cast weight up to 4 lbs
- Zinc - cast weight up to 4 lbs

#### Plastic Injection Molding

##### Materials: (plain or glass filled) up to 3-1/2 lbs

- Acetal, Elastomers, Nylons & Polycarbonate

##### Size Range:

- Up to 10" x 16" x 15"

#### Mechanical Power Press Metal Forming

- 15 to 60 ton Capacity

#### Chrome Plating

- Semi-automated rack plating
- Copper & nickel sub layers

#### CNC Machining (32 production machines)

- Screw machining up to 1"
- Milling parts up to 40" x 20" x 20"
- Turning parts up to 10" x 10"
- CNC Engraving

#### Metal Finishing

- Tumbling & Vibratory
- Automated and Hand Grinding, Polishing, & Buffing

#### In-house Tool Making for

- CNC Mold Making
- Electrical Discharge Machining (EDM)
- Computer Aided Tool Design
- Investment Molds
- Foundry Patterns
- Stamping Dies



## Our Modern, Vertically Integrated Manufacturing Facility



440, 000 Sq. Ft. Home of PERKO, Inc. Located on 16 Acres in Miami, FL

1

Preface: Sales Representatives



Aluminum and Bronze Sand Casting




Computer Aided Tool Designing




## Our Modern, Vertically Integrated Manufacturing Facility

Preface: Manufacturing Facility

1



State-of-the-Art Machining




Finished Goods



## Our Modern, Vertically Integrated Manufacturing Facility




**Chrome Plating**



**Multi Operation CNC Drilling and Tapping**



**Lost Wax Investment Casting**



**Computer Aided Product Designing**



## “Look for the Mark”

### How to choose the right navigation lights for your boat

All U.S. registered vessels are subject to either the '72 COLREGS or the U.S. inland rules. Effective 11/1/03, lights must meet one of 3 types of certifications depending on the size of the vessel and the date it was manufactured.

#### LARGE BOATS OVER 20 METERS (65.6 FT.)

The U.S. Coast Guard is accepting lights that have passed the UL tests (A.B.Y.C. A-1104) as meeting the '72 COLREGS and the U.S. Inland Rules for vessels over 20 meters (65.6 ft.). As the first domestic manufacturer to pass UL 1104, PERKO's lights can be installed on vessels over 20 meters (65.6 ft.). PERKO manufactures two classes of lights for the large boat market. The first group of lights is for vessels between 20 meters and 50 meters. The second group includes larger lights and is for vessels over 20 meters (without an upper limit on length).

A brass tag is permanently affixed to the light indicating the type of light, catalog number, voltage and bulb type to install (if applicable) to meet the visibility requirements. It also states that the light is classified by UL or Imanna Labs. in accordance with the '72 COLREGS. This is the only documentation needed by a vessel in this size range for navigation lights to certify light construction compliance with the '72 COLREGS and the U.S. Inland Rules.



#### SMALL BOATS<sup>(1)</sup> UNDER 20 METERS (65.6 FT.)

U.S. requirements for smaller vessels are less strict and they differ depending on when the boat was built.

##### SMALL BOATS BUILT AFTER 11/1/03

The only recognized means of certification of lights for these boats is the USCG approval system. This system uses independent, 3rd party USCG approved labs to conduct some of the tests required for the A-16 certification. On all USCG approved lights, the permanent marking USCG 1nm, USCG 2nm, or USCG 3nm (depending on whether the light is a 1-mile, 2-mile, or 3-mile light) must be visible when the light is installed. Note that certifications may vary with voltage (e.g. USCG approved for 12-volt and A-16 certified for 24-volt).



**USCG 2nm MARKING**

##### SMALL BOATS<sup>(1)</sup> BUILT BEFORE 11/1/03

Lights for these boats must be manufactured in accordance with the American Boat and Yacht Council (A.B.Y.C.) Standard A-16. The primary means of certification recognized in the United States for lights for these boats is through the National Marine Manufacturers' Association (NMMA) certification procedure. USCG approved lights, as described below, are also approved for these applications. All PERKO small boat lights designed for use on boats built before 11/1/03 are certified under this NMMA Certification Procedure. All lights certified under this procedure are required to permanently carry the mark "A-16" visibly displayed when the light is installed.



**A-16 MARKING**

(1) Does not apply to vessels under 7 meters which are not powered



## Horizontal Mount Bi-Color Lights

**LED 2-mile (USCG 2nm) Certified** - Patent #D665,113S  
*Use on Power Driven Vessels Under 20m (65.6 ft.) in Length*

Material: Stainless Steel  
Finish: Polished, Black, or White Powder Coated  
Dimensions: Length: 2-1/2", Width: 2-5/8", Height: 5/8"  
Screw Size: #8  
Voltage: 12V LED  
Wattage: 3.75 watts  
Amperage: <0.25 amps  
Features: Ultra Low Profile, Low Heat, Long Life



**STEALTH II** Series  
Fig. 0615 Stainless

| Finish      | Retail Pkg. | OEM Bulk Pkg. |
|-------------|-------------|---------------|
| Polished SS | 0615DP2STS  | 0615000STS    |
| Black       | 0615DP2BLK  | 0615000BLK    |
| White       | 0615DP2WHT  | 0615000WHT    |

Spare gasket kit required for mounting on metallic surfaces (optional for fiberglass surfaces and included in DP package): 0615000GKT



2  
Navigation Lights

**2-mile (USCG 2nm) Certified**  
*Use on Power Driven Vessels Under 20m (65.6 ft.) in Length*

Material: Bronze Top, Polymer Base  
Finish: Chrome, Black, or White  
Dimensions: Length: 3-1/2", Width: 2-1/4", Height: 1-5/8"  
Screw Size: #8  
Contacts: Gold Plated  
Voltage: 12V (Bulb Included)  
Wattage: 10 watts  
Amperage: .80 amps



Fig. 0252 Chrome

| Finish | Retail Pkg. | OEM Bulk Pkg. |
|--------|-------------|---------------|
| Chrome | 0252MB0DP1  | 0252MB012V    |
| Black  | 0252BB0DP1  | 0252BB012V    |
| White  | 0252WB0DP1  | 0252WB012V    |



Note: Fig. 0252 can also be used as 24-volt A.B.Y.C. A-16 certified lights on boats built prior to 11/1/03. Replace the bulbs provided with Cat. No. 0072DP1CLR 24-volt bulbs. Contact us for 24-volt applications on new construction.

**Fig. 0252:**  
Bulbs: 0071DP0CLR.  
Lens: 0247DP0LNS.  
Black Base with Socket Assembly: 0114000BLK.  
White Base with Socket Assembly: 0114000WHT.

### Spare Parts Information



L.E.D.'s have no user serviceable parts



## Horizontal Mount Bi-Color Lights

### 2-mile (USCG 2nm) Certified

Use on Power Driven Vessels Under 20m (65.6 ft.) in Length

Material: Zinc Alloy Top with Polymer Base,  
 Finish: Chrome Plated or White Powder Coated  
 Dimensions: Length: 3-1/4", Width: 2-1/4", Height: 1-1/2"  
 Screw Size: #6  
 Contacts: Gold Plated  
 Voltage: 12V (Bulb Included)  
 Wattage: 10 watts  
 Amperage: .80 amps



Fig. 0227 Chrome

White

| Finish | Retail Pkg. | OEM Bulk Pkg. |
|--------|-------------|---------------|
| Chrome | 0227DP0CHR  | 0227000CHR    |
| White  | 0227DP0WHT  | 0227000WHT    |



### 1-mile (USCG 1nm) Certified - Patent No. 4,500,947

Use on Power Driven Vessels Under 12m (39.4 ft.) in Length

Material: Zinc Alloy Top, Black Polymer Base  
 Finish: Chrome Plated  
 Dimensions: Length: 4", Width: 3-1/8", Height: 1-7/8"  
 Screw Size: #8  
 Contacts: Gold Plated  
 Voltage: 12V (Bulb Included)  
 Wattage: 10 watts  
 Amperage: .80 amps



Fig. 1310

| Finish | Retail Pkg. | OEM Bulk Pkg. |
|--------|-------------|---------------|
| Chrome | 1310DP0CHR  | 1310000CHR    |



### 1-mile (USCG 1nm) Certified

Use on Sail or Power Driven Vessels Under 12m (39.4 ft.) in Length

Material: Brass or Stainless Steel Top, Polymer Base  
 Finish: Chrome Plated or Polished  
 Dimensions: O.D. Base: 2-3/8", Height: 1-5/8"  
 Screw Size: #4  
 Contacts: Gold Plated  
 Voltage: 12V (Bulb Included)  
 Wattage: 10 watts  
 Amperage: .80 amps

Fig. 0972



| Finish      | Retail Pkg. | OEM Bulk Pkg. |
|-------------|-------------|---------------|
| Chrome      | 0972DP0CHR  | 0972000CHR    |
| Polished SS | 0972DP0STS  | 0972000STS    |



Note: The above lights can also be used as 24-volt A.B.Y.C. A-16 certified lights on boats built prior to 11/1/03. Replace the bulbs provided with Cat. No. 0072DP1CLR 24-volt bulbs.

Contact us for 24-volt applications on new construction.

**Fig. 0227:**  
 Bulbs: 0071DP0CLR.  
 Lens: 0227DP0LNS.  
 Black Base w/Socket Assy: 022700099A.  
 White Base w/Socket Assy: 0227W0099A.

**Fig. 0972:**  
 Bulbs: 0071DP0CLR.  
 Base with Socket Assembly: 0135.  
 Lens, Old Style Open Top: 0296DP0LNS.  
 New Style Closed Top: 0297DP0LNS.

#### Spare Parts Information



Fig. 0227DP0LNS

**Fig. 1310:**  
 Bulbs: 0071DP0CLR.  
 Lens: 0283DPALNS.  
 Base w/Socket Assy: 0136.



Fig. 0283DPALNS



Fig. 0296DP0LNS



Fig. 0297DP0LNS



Fig. 0071 DP0CLR

## Horizontal Mount Bi-Color Lights

**1-mile Certified A-16 for replacement use only** - Patent No. 4,500,947  
*Use on Sail or Power Driven Vessels Under 12m (39.4 ft.) in Length*

Material: Brass or Stainless Steel, Polymer Base  
 Finish: Chrome Plated or Polished  
 Dimensions: Length: 4-1/4", Width: 2-3/8", Height: 1-1/2"  
 Screw Size: #4  
 Contacts: Gold Plated  
 Voltage: 12V (Bulb Included)  
 Wattage: 10 watts  
 Amperage: .80 amps



Fig. 0904

| Finish      | Retail Pkg. |
|-------------|-------------|
| Chrome      | 0904DP0CHR  |
| Polished SS | 0904DP0STS  |



**1-mile Certified A-16 for replacement use only**  
*Use on Power Driven Vessels Under 12m (39.4 ft.) in Length*

Material: Zinc Alloy  
 Finish: Chrome Plated  
 Dimensions: Length: 6-3/4", Width: 3-7/8", Height: 3-1/4"  
 Flag Socket: 3/4"  
 Screw Size: #8  
 Voltage: 12V (Bulb Included)  
 Wattage: 10 watts  
 Amperage: .80 amps  
 Features: Flag Staff Socket



Fig. 1218

| Finish | Retail Pkg. |
|--------|-------------|
| Chrome | 1218DP0CHR  |



NOTE: The above light can also be used as 24-volt A.B.Y.C. A-16 certified lights on boats built prior to 11/1/03. Replace the bulbs provided with Cat. No. 0072DP1CLR 24-volt bulbs. Contact us for 24-volt applications on new construction.

### Spare Parts Information

**FIG. 0904:**  
 Bulbs: 0071DP0CLR.  
 Lens Set: 0296DP0LNS.  
 Base with Socket Assembly: 0107.



**FIG. 1218:**  
 Bulbs: 0071DP0CLR.  
 Lens Set: 0259DPALNS.  
 Socket Assembly: 1218DP099A.

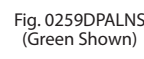


Fig. 0296DP0LNS



Fig. 0297DP0LNS



## Removable Bi-Color Pole Lights

**LED 2-mile (USCG 2nm) Certified** - Patent #D652,161S

*Use on Power Driven Vessels Under 20m (65.6 ft.) in Length*

Material: Stainless Steel and Polymer Top  
 Finish: Polished with Black Top and Collar  
 Pole Rake: 0°  
 Tube: 3/4" Anodized Aluminum  
 Contacts: Gold Plated  
 Collar: Locking  
 Voltage: 12V LED  
 Wattage: 2.6 watts  
 Amperage: 0.2 amps  
 Base (2-Pin): 1045 or 1047

**STEALTH II Series**



Fig. 1617



| Pole Length | Retail Pkg. | OEM Bulk Pkg. |
|-------------|-------------|---------------|
| 12"         | 1617DP2BLK  | 1617002BLK    |
| 17-3/8"     | 1617DP3BLK  | 1617003BLK    |

**1-mile (USCG 1nm) Certified** - Patent No. 4,500,947

*Use on Sail or Power Driven Vessels Under 12m (39.4 ft.) in Length*

Material: Polymer Top  
 Finish: Black Top and Collar  
 Pole Rake: 0°  
 Tube: 3/4" Anodized Aluminum  
 Contacts: Gold Plated  
 Collar: Locking  
 Voltage: 12V (Bulb Included)  
 Wattage: 10 watts  
 Amperage: .80 amps  
 Base (2-Pin): 1045 or 1047



Fig. 1612



| Pole Length | Retail Pkg. | OEM Bulk Pkg. |
|-------------|-------------|---------------|
| 12"         | 1612DP2BLK  | 1612002BLK    |
| 17-3/8"     | 1612DP3BLK  | 1612003BLK    |

**PROP 65 WARNING**  
 (Contains Lead)

NOTE: Fig. 1612 can also be used as 24-volt A.B.Y.C. A-16 certified lights on boats built prior to 11/1/03. Replace the bulbs provided with Cat. No. 0072DP1CLR 24-volt bulbs. Contact us for 24 volt applications on new construction.

### Compatible Bases (2 Pin)



Bases Sold Separately - See Pages 58 & 59.

### Spare Parts Information

**FIG. 1617:**  
 L.E.D.'s have no user serviceable parts

**FIG. 1612:**  
 Bulbs: 0071DP0CLR.  
 Lens Set: 0283DPALNS.



Fig. 0071 DP0CLR



Fig. 0283 DPALNS

## Removable Bi-Color Pole Lights with Utility Lights

**2-mile (USCG 2nm) Certified** - Patent No. 4,500,947

*Use on Power Driven Vessels Under 20m (65.6 ft.) in Length*

Material: Polymer Top  
 Finish: Black Top and Collar  
 Pole Rake: 1421: 0°  
 1422: 5°  
 Contacts: Gold Plated  
 Tube: 3/4" Anodized Aluminum  
 Collar: Locking  
 Voltage: 12V (Bulb Included)  
 Wattage: 10 watts  
 Amperage: .80 amps  
 Base (3-Pin): 1421: 1045 & 1047  
 1422: 1060  
 Features: Deck Illuminating Utility Light



**Fig. 1421**  
0° Rake

**Fig. 1422**  
5° Rake

**Fig. 1421**  
(Shown)

| Pole Length | Retail Pkg. | OEM Bulk Pkg. |
|-------------|-------------|---------------|
| 12"         | 1421DP2CHR  | 1421002CHR    |
| 17-1/4"     | 1421DP3CHR  | 1421003CHR    |
| 12"         | 1422DP2CHR  | 1422002CHR    |



**1-mile (USCG 1nm) Certified** - Patent No. 4,500,947

*Use on Sail or Power Driven Vessels Under 12m (39.4 ft.) in Length*

Material: Zinc Alloy and Polymer Top  
 Finish: Black Top and Collar  
 Pole Rake: 1211: 0°  
 1212: 5°  
 Tube: 3/4" Anodized Aluminum  
 Contacts: Gold Plated  
 Collar: Locking  
 Voltage: 12V (Bulb Included)  
 Wattage: 10 watts  
 Amperage: .80 amps  
 Base (3-Pin): 1211: 1045 & 1047  
 1212: 1060  
 Features: Deck Illuminating Utility Light



**Fig. 1211**  
0° Rake

**Fig. 1212**  
5° Rake

**Fig. 1212**  
(Shown)

| Pole Length | Retail Pkg. | OEM Bulk Pkg. |
|-------------|-------------|---------------|
| 12-1/2"     | 1211DP2CHR  | 1211002CHR    |
| 12-1/2"     | 1212DP2CHR  | 1212002CHR    |



Removable bi-color lights on pages 14 and 15 are ideal for boats with casting decks on the bow. Unlike conventional bi-color lights that can stand as high as 2" above the deck, removable bi-color lights can be unplugged and stowed while fishing. This leaves only a small, flat topped base. Longer lengths are designed for use with larger trolling motors.

### Compatible Bases (2 Pin)

**Fig. 1045**  
0° Rake



**Fig. 1047**  
0° Rake



**Fig. 1060**  
5° Rake



Bases Sold Separately - See Pages 58 & 59.

### Spare Parts Information

**Figs. 1211, 1212, 1421 & 1422:**

Bulbs: 0071DP0CLR.

Utility Light Bulb: 0064000CLR.

Lens Set Figs.

1211 & 1212 : 0268DP0LNS.

Welded Lens Set Figs. 1421 & 1422

(Black Top) : 0241DP0LNS.



Fig. 0071DP0CLR



Fig. 0268DP0LNS



Fig. 0241




## Horizontal Mount Side Lights

**LED 2-mile (USCG 2nm) Certified** - Patent #D665,113S  
 Use on Power Driven Vessels Under 20m (65.6 ft.) in Length

Material: Stainless Steel  
 Finish: Polished, Black, or White Powder Coated  
 Dimensions: Length: 2-1/2", Width: 2-5/8", Height: 5/8"  
 Screw Size: #8  
 Voltage: 12V LED  
 Wattage: 3.75 watts (each light)  
 Amperage: <0.25 amps (each light)  
 Features: Ultra Low Profile, Low Heat, Long Life



**STEALTH II Series**  
 Fig. 0616 Stainless



White

Black



| Finish      | Retail Pkg.* | OEM Bulk Pkg.* |
|-------------|--------------|----------------|
| Polished SS | 0616DP2STS   | 0616000STS     |
| Black       | 0616DP2BLK   | 0616000BLK     |
| White       | 0616DP2WHT   | 0616000WHT     |

\*Sold in pairs.

Spare gasket kit required for mounting on metallic surfaces (optional for fiberglass surfaces and included in DP package): 0616000GKT

2 Navigation Lights


### 2-mile (USCG 2nm) Certified

Use on Power Driven Vessels Under 20m (65.6 ft.) in Length

Material: Bronze Top with Polymer Base or All Polymer  
 Finish: Chrome Plated, Black, or White  
 Dimensions: Length: 3-1/2", Width: 2-1/4", Height: 1-5/8"  
 Screw Size: #8  
 Contacts: Gold Plated  
 Voltage: 12V (Bulb Included)  
 Wattage: 10 watts (each light)  
 Amperage: .80 amps (each light)



**Fig. 0253**  
 Chrome



White

Black



| Finish | Retail Pkg.* | OEM Bulk Pkg.* |
|--------|--------------|----------------|
| Chrome | 0253M00DP1   | 0253M0012V     |
| Black  | 0253B00DP1   | 0253B0012V     |
| White  | 0253W00DP1   | 0253W0012V     |

\*Sold in pairs.



Note: Fig. 0253 can also be used as 24-volt A.B.Y.C. A-16 certified lights on boats built prior to 11/1/03. Replace the bulbs provided with Cat. No. 0072DP1CLR 24-volt bulbs. Contact us for 24-volt applications on new construction.

#### Spare Parts Information

**Fig. 0253:**  
 Green Lens: 0273DPGLNS.  
 Red Lens: 0273DPRLNS.  
 Bulbs: 0071DP0CLR.  
 Base w/Socket Assy: 0114000BLK/WHT.



Fig. 0273



Fig. 0071DP0CLR

**Fig. 0616:**

L.E.D.'s have no user serviceable parts

## Horizontal Mount Side Lights

### 2-mile (USCG 2nm) Certified

Use on Power Driven Vessels Under 20m (65.6 ft.) in Length

|             |   |
|-------------|---|
| Material:   | Zinc Alloy Top with Black or White Base,      |
| Finish:     | Chrome Plated or White Powder Coated          |
| Dimensions: | Length: 3-1/4", Width: 2-1/4", Height: 1-1/2" |
| Screw Size: | #6  |
| Contacts:   | Gold Plated                                   |
| Voltage:    | 12V (Bulb Included)                           |
| Wattage:    | 10 watts (each light)                         |
| Amperage:   | .80 amps (each light)                         |



Fig. 0228  
Chrome



White

| Finish | Retail Pkg.* | OEM Bulk Pkg.* |
|--------|--------------|----------------|
| Chrome | 0228DP0CHR   | 0228000CHR     |
| White  | 0228DP0WHT   | 0228000WHT     |

\*Sold in pairs.



### 1-mile (USCG 1nm) Certified

Use on Sail or Power Driven Vessels Under 12m (39.4 ft.) in Length

|             |  |
|-------------|--|
| Material:   | Polymer  |
| Finish:     | Black  |
| Dimensions: | Base: 1-1/8" x 3", Height: 1-7/8"                                |
| Mount:      | Fig. 1601 - Normal "Base-Down"<br>Fig. 1602 - Inverted "Base-Up" |
| Screw Size: | #8   |
| Voltage:    | 12V (Bulb Included)  |
| Wattage:    | 10 watts (each light)  |
| Amperage:   | .80 amps (each light)  |
| Use:        | Great for Pontoon Boats  |

Fig. 1601



Fig. 1602

| Mount     | Retail Pkg.* | OEM Bulk Pkg.* |
|-----------|--------------|----------------|
| Base Down | 1601DP0BLK   | 1601000BLK     |
| Base Up   | 1602DP0BLK   | 1602000BLK     |

\*Sold in pairs.



Note: The above lights can also be used as 24-volt A.B.Y.C. A-16 certified lights on boats built prior to 11/1/03. Replace the bulbs provided with Cat. No. 0072DP1CLR 24-volt bulbs. Contact us for 24-volt applications on new construction.

### Spare Parts Information

**Fig. 0228:**

Green Lens: 0228DPGLNS.  
Red Lens: 0228DPRLNS.  
Bulbs (2 per card): 0071DP0CLR.  
Black Base w/Socket Assy: 022700099A.  
White Base w/Socket Assy: 0227W0099A.



Fig. 0228



Fig. 0071DP0CLR

**Figs 1601 & 1602:**

Red Lens Only: 0298DPRLNS,  
Green Lens Only: 0298DPGLNS  
Red Light Only: 1601R00BLK, 1602R00BLK  
Green Light Only: 1601G00BLK, 1602G00BLK  
Bulbs: 0071DP0CLR  
Base w/Socket Assembly: 0139000BLK



Fig. 0298



Fig. 0071DP0CLR



## Horizontal Mount Side Lights

### 1-mile (USCG 1nm) Certified

Use on Sail or Power Driven Vessels Under 12m (39.4 ft.) in Length

Material: Brass or Stainless Steel Top, Polymer Base  
 Finish: Chrome Plated or Polished  
 Dimensions: O.D. Base: 2-3/8", Height: 1-5/8"  
 Screw Size: #4  
 Contacts: Gold Plated  
 Voltage: 12V (Bulb Included)  
 Wattage: 10 watts (each light)  
 Amperage: .80 amps (each light)



Fig. 0963

| Finish      | Retail Pkg.* | OEM Bulk Pkg.* |
|-------------|--------------|----------------|
| Chrome      | 0963DP0CHR   | 0963000CHR     |
| Polished SS | 0963DP0STS   | 0963000STS     |

\*Sold in pairs.



### 1-mile Certified A-16 for replacement use only

Use on Sail or Power Driven Vessels Under 12m (39.4 ft.) in Length

Material: Brass or Stainless Steel, Polymer Base  
 Finish: Chrome Plated or Polished  
 Dimensions: Length: 4-1/4", Width: 2-3/8", Height: 1-1/2"  
 Screw Size: #4  
 Contacts: Gold Plated  
 Voltage: 12V (Bulb Included)  
 Wattage: 10 watts (each light)  
 Amperage: .80 amps (each light)




Fig. 0915

| Finish      | Retail Pkg.* |
|-------------|--------------|
| Chrome      | 0915DP0CHR   |
| Polished SS | 0915DP0STS   |

\*Sold in pairs.




Note: Fig. 0915 can also be used as 24-volt A.B.Y.C. A-16 certified lights on boats built prior to 11/1/03.

Replace the bulbs provided with Cat. No. 0072DP1CLR 24-volt bulbs. Contact us for 24-volt applications on new construction.

### Spare Parts Information


#### Fig. 0963:

Chrome Brass Green Side Light Only: 0963G00CHR.  
 Chrome Brass Red Side Light Only: 0963R00CHR.  
 Stainless Green Side Light Only: 0963G00STS.  
 Stainless Red Side Light Only: 0963R00STS.  
 Lens Set, Old Style Open Top: 0281DPALNS.  
 Lens Set, New Style Closed Top: 0295DP0LNS.  
 Bulbs: 0071DP0CLR.  
 Base w/Socket Assembly: 0135.



#### Fig. 0915:

Chrome Brass Green Side Light: 0915G00CHR.  
 Chrome Brass Red Side Light: 0915R00CHR.  
 Stainless Green Side Light: 0915G00STS.  
 Stainless Red Side Light: 0915R00STS.  
 Base with Socket Assembly: 0107.  
 Lens Set, Old Style Open Top: 0281DPALNS.  
 Lens Set, New Style Closed Top: 0295DP0LNS.  
 Bulbs: 0071DP0CLR.



## Vertical Mount Side Lights

### LED 2-mile (USCG 2nm) Certified

Use on Power Driven Vessels Under 20m (65.6 ft.) in Length

Material: Bronze or Polymer  
 Finish: Chrome Plated, White Epoxy Coated or Black  
 Dimensions: Length: 3-1/4", Width: 2", Projection: 1-1/4"  
 Screw Size: #8  
 Voltage: 12V or 24V LED  
 Wattage: 1.2 watts 2.4 watts (each light)  
 Amperage: 0.1 amps 0.1 amps (each light)  
 Features: Low Heat & Long Life



**Fig. 0602  
Chrome**



**Black**

**White**



| Finish | Voltage | Retail Pkg.* | OEM Bulk Pkg.* |
|--------|---------|--------------|----------------|
| Chrome | 12      | 0602DP1CHR   | 0602001CHR     |
| Black  | 12      | 0602DP1BLK   | 0602001BLK     |
| White  | 12      | 0602DP1WHT   | 0602001WHT     |
| Chrome | 24      | 0602DP2CHR   | 0602002CHR     |
| Black  | 24      | 0602DP2BLK   | 0602002BLK     |
| White  | 24      | 0602DP2WHT   | 0602002WHT     |

\*Sold in pairs.

### LED 1-mile (USCG 1nm) Certified - Patent #D665,1135

Use on Power Driven Vessels Under 12m (39.4.) in Length

Material: Stainless Steel  
 Finish: Polished, Black, or White Powder Coated  
 Dimensions: Length: 2-1/2", Width: 2-5/8", Projection: 5/8"  
 Screw Size: #8  
 Voltage: 12V LED  
 Wattage: 2.6 watts (each light)  
 Amperage: 0.2 amps (each light)  
 Features: Ultra Low Profile, Low Heat & Long Life



**STEALTH Series  
Fig. 0617 Polished**



**White**



**Black**



| Finish      | Retail Pkg.* | OEM Bulk Pkg.* |
|-------------|--------------|----------------|
| Polished SS | 0617DP2STS   | 0617000STS     |
| Black       | 0617DP2BLK   | 0617000BLK     |
| White       | 0617DP2WHT   | 0617000WHT     |

\*Sold in pairs.

Spare gasket kit required for mounting on metallic surfaces (optional for fiberglass surfaces and included in DP package): 0617000GKT

#### Spare Parts Information

L.E.D.'s have no user serviceable parts



## Vertical Mount Side Lights

### LED 2-mile (USCG 2nm) Certified

Use on Power Driven Vessels Under 20m (65.6 ft.) in Length

|             |   |
|-------------|---|
| Material:   | Bronze or All Polymer                             |
| Finish:     | Chrome Plated, Black, or White                    |
| Dimensions: | Length: 3-1/2", Width: 2-1/4", Projection: 1-3/8" |
| Screw Size: | #8  |
| Voltage:    | 12V LED   |
| Wattage:    | 4.8 watts (each light)                            |
| Amperage:   | 0.4 amps (each light)                             |
| Features:   | Low Heat & Long Life                              |



Fig. 0274 Black

| Finish | Retail Pkg.* | OEM Bulk Pkg.* |
|--------|--------------|----------------|
| Chrome | 0274M00DP1   | 0274M0012V     |
| Black  | 0274B00DP1   | 0274B0012V     |
| White  | 0274W00DP1   | 0274W0012V     |

\*Sold in pairs.

L.E.D.'s have no user serviceable parts



Chrome

White



### 2-mile (USCG 2nm) Certified

Use on Power Driven Vessels Under 20m (65.6 ft.) in Length

|             |   |
|-------------|---|
| Material:   | Bronze or All Polymer                             |
| Finish:     | Chrome Plated, Black, or White                    |
| Dimensions: | Length: 3-1/2", Width: 2-1/4", Projection: 1-3/8" |
| Screw Size: | #8  |
| Contacts:   | Gold Plated                                       |
| Voltage:    | 12V (Bulb Included)                               |
| Wattage:    | 8 watts (each light)                              |
| Amperage:   | .70 amps (each light)                             |



Fig. 0254 Chrome

| Finish | Retail Pkg.* | OEM Bulk Pkg.* |
|--------|--------------|----------------|
| Chrome | 0254M00DP1   | 0254M0012V     |
| Black  | 0254B00DP1   | 0254B0012V     |
| White  | 0254W00DP1   | 0254W0012V     |

\*Sold in pairs.



White

Black



NOTE: Fig. 0254 can also be used as 24-volt A.B.Y.C. A-16 certified lights on boats built prior to 11/1/03. Replace the bulbs provided with 0072DP8CLR. Contact us for 24 volt applications on new construction.

#### Spare Parts Information

Fig. 0254:  
 Green Lens Only: 0277DPGLNS.  
 Red Lens Only: 0277DPRLNS.  
 12 Volt Bulbs: 0071DP8CLR.  
 Base w/Socket Assy: 0254(BLK/WHT)99A.



Fig. 0071DP8CLR



Fig. 0277

## Vertical Mount Side Lights

### 2-mile (USCG 2nm) Certified

Use on Power Driven Vessels Under 20m (65.6 ft.) in Length

|             |   |
|-------------|---|
| Material:   | Zinc Alloy  |
| Finish:     | Chrome Plated                                     |
| Dimensions: | Length: 3-1/2", Width: 2-1/4", Projection: 1-3/8" |
| Screw Size: | #8  |
| Contacts:   | Gold Plated                                       |
| Voltage:    | 12V (Bulb Included)                               |
| Wattage:    | 8 watts (each light)                              |
| Amperage:   | .70 amps (each light)                             |

|               |                       |
|---------------|-----------------------|
| <b>Finish</b> | <b>OEM Bulk Pkg.*</b> |
| Chrome        | 0264M0012V            |



Fig. 0264



\*Sold in pairs.

### 1-mile (USCG 1nm) Certified

Use on Sail or Power Driven Vessels Under 12m (39.4 ft.) in Length

|             |  |
|-------------|--|
| Material:   | Brass or Stainless Steel Top, Polymer Base         |
| Finish:     | Chrome Plated or Polished                          |
| Dimensions: | Length: 4-1/4", Width: 2-3/8", Projection: 1-9/16" |
| Screw Size: | #4   |
| Contacts:   | Gold Plated  |
| Voltage:    | 12V (Bulb Included)                                |
| Wattage:    | 10 watts (each light)                              |
| Amperage:   | .80 amps (each light)                              |

|               |                     |                       |
|---------------|---------------------|-----------------------|
| <b>Finish</b> | <b>Retail Pkg.*</b> | <b>OEM Bulk Pkg.*</b> |
| Chrome        | 0955DP0CHR          | 0955000CHR            |
| Polished SS   | 0955DP0STS          | 0955000STS            |



Fig. 0955



\*Sold in pairs.

### 1-mile Certified A-16 for replacement use only

Use on Power Driven Vessels Under 12m (39.4 ft.) in Length

|             |   |
|-------------|---|
| Material:   | Zinc Alloy Top, Vinyl Gasket                      |
| Finish:     | Chrome Plated                                     |
| Dimensions: | Length: 5-1/2", Width: 3-1/8", Projection: 1-3/4" |
| Contacts:   | Gold Plated                                       |
| Screw Size: | #8  |
| Voltage:    | 12V (Bulb Included)                               |
| Wattage:    | 10 watts (each light)                             |
| Amperage:   | .80 amps (each light)                             |

|               |                     |
|---------------|---------------------|
| <b>Finish</b> | <b>Retail Pkg.*</b> |
| Chrome Zinc   | 1264DP0CHR          |



Fig. 1264



\*Sold in pairs.

NOTE: All the above can also be used as 24-volt A.B.Y.C. A-16 certified lights on boats built prior to 11/1/03. Replace the bulbs provided on Figs. 0955 & 1264 with Cat. No. 0072DP1CLR and Fig. 0264 with 0072DP8CLR 24-volt bulbs. Contact us for 24-volt applications on new construction.

#### Spare Parts Information

**FIG. 0264:**  
Green Lens Only: 0277DPGLNS.  
Red Lens Only: 0277DPRLNS.  
Base w/Socket Assy: 0254BLK99A.  
Bulbs: 0071DP8CLR



Fig. 0277



Fig. 0071DP8CLR

**FIG. 1264:**  
Green Side Light: 1264G00CHR.  
Red Side Light: 1264R00CHR.  
Lens Set: 1264DP0LNS.  
Socket Assembly: 1264DP099A.  
Bulbs: 0071DP0CLR.



Fig. 0071DP0CLR

**FIG. 0955:**  
Chrome Brass Green Side Light: 0955G00CHR.  
Chrome Brass Red Side Light: 0955R00CHR.  
Stainless Green Side Light: 0955G00STS.  
Stainless Red Side Light: 0955R00STS.  
Base with Socket Assembly: 095500099A.  
Lens Set: 0260DP0LNS.  
Bulbs: 0071DP0CLR.



Fig. 0260DP0LNS



## LED European Style Vertical Mount Navigation Light Sets

### 2 Mile/3 Mile LED Certified (USCG 2nm/3nm)

Use on Sail or Power Driven Vessels Under 20m (65.6 ft.) in Length

#### 0170 Series - LED

Material: Brass or All Polymer with Clear lens  
 Finish: Chrome Plated, Black, or White  
 Dimensions: Height: 3-5/8", Width: 4-1/8", Projection: 2-1/4"  
 Screw Size: #10  
 Voltage: 12V or 24 V LED  
**Masthead**  
 12V                      24V  
 Wattage: 5.25 watts      5.6 watts  
 Amperage: <0.35 amps      <0.20 amps  
**All Others**  
 12V                      24V  
 Wattage: 4.65 watts      2.52 watts  
 Amperage: <0.31 amps      <0.09 amps



**Masthead**



**Side Lights**

**Stern**

**Towing**

Note: LED lenses are clear when light is not illuminated.

|                             | Visibility<br>Arc | Visibility<br>Miles | 12 Volt<br>Retail Pkg. | 12 Volt<br>Std. Pkg. | 24 Volt<br>Retail Pkg. | 24 Volt<br>Std. Pkg. |
|-----------------------------|-------------------|---------------------|------------------------|----------------------|------------------------|----------------------|
| <b>Black Polymer</b>        |                   |                     |                        |                      |                        |                      |
| Red Side Light              | 112-1/2°          | 2                   | 0170BP0DP3             | 0170BP012L           | 0170BP0DP4             | 0170BP024L           |
| Green Side Light            | 112-1/2°          | 2                   | 0170BSDDP3             | 0170BSD12L           | 0170BSDDP4             | 0170BSD24L           |
| White Masthead              | 225°              | 3                   | 0170BM0DP3             | 0170BM012L           | 0170BM0DP4             | 0170BM024L           |
| White Stern Light           | 135°              | 2                   | 0170BSNDP3             | 0170BSN12L           | 0170BSNDP4             | 0170BSN24L           |
| Yellow Towing               | 135°              | 2                   | 0170BTWDP3             | 0170BTW12L           | 0170BTWDP4             | 0170BTW24L           |
| <b>Chrome Plated Brass*</b> |                   |                     |                        |                      |                        |                      |
| Red Side Light              | 112-1/2°          | 2                   | 0170MP0DP3             | 0170MP012L           | 0170MP0DP4             | 0170MP024L           |
| Green Side Light            | 112-1/2°          | 2                   | 0170MSDDP3             | 0170MSD12L           | 0170MSDDP4             | 0170MSD24L           |
| White Masthead              | 225°              | 3                   | 0170MM0DP3             | 0170MM012L           | 0170MM0DP4             | 0170MM024L           |
| White Stern Light           | 135°              | 2                   | 0170MSNDP3             | 0170MSN12L           | 0170MSNDP4             | 0170MSN24L           |
| Yellow Towing               | 135°              | 2                   | 0170MTWDP3             | 0170MTW12L           | 0170MTWDP4             | 0170MTW24L           |
| <b>White Polymer</b>        |                   |                     |                        |                      |                        |                      |
| Red Side Light              | 112-1/2°          | 2                   | 0170WP0DP3             | 0170WP012L           | 0170WP0DP4             | 0170WP024L           |
| Green Side Light            | 112-1/2°          | 2                   | 0170WSDDP3             | 0170WSD12L           | 0170WSDDP4             | 0170WSD24L           |
| White Masthead              | 225°              | 3                   | 0170WM0DP3             | 0170WM012L           | 0170WM0DP4             | 0170WM024L           |
| White Stern Light           | 135°              | 2                   | 0170WSNDP3             | 0170WSN12L           | 0170WSNDP4             | 0170WSN24L           |
| Yellow Towing               | 135°              | 2                   | 0170WTWDP3             | 0170WTW12L           | 0170WTWDP4             | 0170WTW24L           |



**Side View**



**Top View**



\* P65 warning applies only to brass body lights on this page.

#### Spare Parts Information

L.E.D.'s have no user serviceable parts



## European Style Vertical Mount Navigation Light Sets

### 2 Mile/3 Mile Certified (USCG 2nm/3nm)

Use on Sail or Power Driven Vessels Under 20m (65.6 ft.) in Length

Material: Brass or All Polymer with Colored Lens  
 Finish: Chrome Plated, Black, or White  
 Dimensions: Height: 3-5/8", Width: 4-1/8", Projection: 2-1/4"  
 Screw Size: #10  
 Voltage: 12V or 24 V (Bulb Included)  
 Masthead 12V      24V  
 Wattage: 10 watts      10 watts  
 Amperage: .83 amps      .42 amps  
 All Others 12V      24V  
 Wattage: 15 watts      18 watts  
 Amperage: .97 amps      .75 amps

### 0170 Series - Incandescent



Masthead



Side Lights

Bi-Color\*

Stern

Towing

|                            | Visibility<br>Arc | Visibility<br>Miles | 12 Volt<br>Retail Pkg. | 12 Volt<br>Std. Pkg. | 24 Volt<br>Retail Pkg. | 24 Volt<br>Std. Pkg. |
|----------------------------|-------------------|---------------------|------------------------|----------------------|------------------------|----------------------|
| <b>Black Polymer</b>       |                   |                     |                        |                      |                        |                      |
| Bi-Color Light*            | 225°              | 2                   | 0170BB0DP1             | -----                | 0170BB0DP2             | -----                |
| Red Side Light             | 112-1/2°          | 2                   | 0170BP0DP1             | 0170BP012V           | 0170BP0DP2             | 0170BP024V           |
| Green Side Light           | 112-1/2°          | 2                   | 0170BSDDP1             | 0170BSD12V           | 0170BSDDP2             | 0170BSD24V           |
| White Masthead Light       | 225°              | 3                   | 0170BM0DP1             | 0170BM012V           | 0170BM0DP2             | 0170BM024V           |
| White Stern Light          | 135°              | 2                   | 0170BSNDP1             | 0170BSN12V           | 0170BSNDP2             | 0170BSN24V           |
| Yellow Towing Light        | 135°              | 2                   | 0170BTWDP1             | 0170BTW12V           | 0170BTWDP2             | 0170BTW24V           |
| <b>Chrome Plated Brass</b> |                   |                     |                        |                      |                        |                      |
| Bi-Color Light*            | 225°              | 2                   | 0170MB0DP1             | -----                | 0170MB0DP2             | -----                |
| Red Side Light             | 112-1/2°          | 2                   | 0170MP0DP1             | 0170MP012V           | 0170MP0DP2             | 0170MP024V           |
| Green Side Light           | 112-1/2°          | 2                   | 0170MSDDP1             | 0170MSD12V           | 0170MSDDP2             | 0170MSD24V           |
| White Masthead Light       | 225°              | 3                   | 0170MM0DP1             | 0170MM012V           | 0170MM0DP2             | 0170MM024V           |
| White Stern Light          | 135°              | 2                   | 0170MSNDP1             | 0170MSN12V           | 0170MSNDP2             | 0170MSN24V           |
| Yellow Towing Light        | 135°              | 2                   | 0170MTWDP1             | 0170MTW12V           | 0170MTWDP2             | 0170MTW24V           |
| <b>White Polymer</b>       |                   |                     |                        |                      |                        |                      |
| Bi-Color Light*            | 225°              | 2                   | 0170WB0DP1             | -----                | 0170WB0DP2             | -----                |
| Red Side Light             | 112-1/2°          | 2                   | 0170WP0DP1             | 0170WP012V           | 0170WP0DP2             | 0170WP024V           |
| Green Side Light           | 112-1/2°          | 2                   | 0170WSDDP1             | 0170WSD12V           | 0170WSDDP2             | 0170WSD24V           |
| White Masthead Light       | 225°              | 3                   | 0170WM0DP1             | 0170WM012V           | 0170WM0DP2             | 0170WM024V           |
| White Stern Light          | 135°              | 2                   | 0170WSNDP1             | 0170WSN12V           | 0170WSNDP2             | 0170WSN24V           |
| Yellow Towing Light        | 135°              | 2                   | 0170WTWDP1             | 0170WTW12V           | 0170WTWDP2             | 0170WTW24V           |

\* Certified for A-16 Replacement Use Only on Vessels Built Prior to 11/1/03.



### Spare Parts Information

Bulbs (2 per card) for 0170BSN, MSN & WSN (12 Volt): 0069DP0CLR.  
Bulbs (2 per card) for All Other 12 Volt 0170's: 0070DP1CLR.

Bulbs (2 per card) for 0170BSN, MSN & WSN (24 Volt): 0067DP1CLR.  
Bulbs (2 per card) for All Other 24 Volt 0170's: 0067DP2CLR.



For Lens and Shield Assembly, Replace the Last Three Digits of the Catalog Number with the Letters "LNS" (e.g., 0170BB0LNS, for a Black Shield and Bi-Color Lens).



## Navigation Light Sets

### 2 Mile/3 Mile Certified (USCG 2nm/3nm)

Use on Power Driven Vessels Under 20m (65.6 ft.) in Length

Material: Polymer  
 Finish: Black  
 Dimensions: **Fig 0109:**  
 H: 5-1/4", W: 5-1/2", Proj: 3-7/8"  
 Lens Height: 4-1/4"  
**Figs 0110 & 0111:**  
 H: 5-1/4", W: 4-3/4", Proj: 3-7/8"  
 Screw Size: #10  
 Voltage: 12 or 24V (Bulb Not Included)  
           12V      24V  
 Wattage: 15 watts    18 watts  
 Amperage: .97 amps   .75 amps



**Fig. 0110 Masthead**



Navigation Lights

2

| Std. Pkg.  | Description          | Visibility Arc | Visibility Miles |
|------------|----------------------|----------------|------------------|
| 0109R00BLK | Red Side Light       | 112-1/2°       | 2nm              |
| 0109G00BLK | Green Side Light     | 112-1/2°       | 2nm              |
| 0110000BLK | White Masthead Light | 225°           | 3nm              |
| 0111000BLK | White Stern Light    | 135°           | 2nm              |
| 0111M00BLK | Yellow Towing Light  | 135°           | 2nm              |



**Fig. 0109 Side Lights**

**Fig. 0111 Stern & Towing**

### 2 Mile (USCG 2nm) Certified

Use on Power Driven Vessels Under 20m (65.6 ft.) in Length

Material: Polymer  
 Finish: Black Base, White, Red, or Green Lens  
 Dimensions: Height: 6", O.D. Base: 3-1/8", Lens Height: 5"  
 Tapped Pipe Size: 1/2"  
 Screw Size: #10  
 Voltage: 12, 24 or 32 Volt (Bulb Not Included)  
           12V      24V  
 Wattage: 15 watts    18 watts  
 Amperage: .97 amps   .75 amps



**Fig. 0108 White**



**Pipe Mount Base**



**Green**

**Red**

| Std. Pkg.  | Description            | Visibility Arc | Visibility Miles |
|------------|------------------------|----------------|------------------|
| 0108000BLK | White All-Round Light* | 360°           | 2nm              |
| 0108R00BLK | Red All-Round Light    | 360°           | 2nm              |
| 0108G00BLK | Green All-Round Light  | 360°           | 2nm              |

\*This Light is Supplied with a Gray Tinted Globe.

### Spare Parts Information

**Replacement Lenses:**

112-1/2° Fig. No. 0259H02, Specify RED or GRN.  
 135° Fig. No. 0269H02, Specify YLW or WHT.  
 225° Fig. No. 0256H02WHT.  
 360° Fig. No. 0106000, Specify RED, GRN, GRY or WHT.

**Lens Dimensions**

Fig. 0259: 4-1/4" x 4"  
 Fig. 0269: 4-1/4" x 4"  
 Fig. 0256: 4-1/4" X 4-1/4"  
 Fig. 0106: 5" X 3-5/8" O.D.

**Required Bulbs:**

For 12 Volt: 0070DP1CLR.  
 For 24 Volt: 0067DP2CLR.  
 For 32 Volt: 0070DP2CLR.  
 Base and Gasket for Fig. No. 0108: 0222DP0BLK.



Fig. 0259

Fig. 0269

Fig. 0256

Fig. 0106



Figs. 0067 & 0070

Fig. 0222

## LED Navigation Light Sets

### Base Mount 2 Mile/3 Mile LED Certified (USCG 2nm/3nm)

Use on Sail or Power Driven Vessels Under 20m (65.6 ft.) in Length

Material: Polymer  
 Finish: Black or White  
 Dimensions: Height: 3-13/16", O.D. Base: 3-5/16",  
 Screw Size: #10  
 Voltage: 12/24 VDC LED  
 Wattage: 2.6 watts  
 Amperage: 0.2 amps



Fig. 0210 Base Mount Green Side light

| Base Mount            | Visibility Arc | Black Retail Pkg. | White Std. Pkg. | Visibility Miles |
|-----------------------|----------------|-------------------|-----------------|------------------|
| Red Side Light        | 112-1/2°       | 0210PB0DP1        | 0210PB0W01      | 2                |
| Green Side Light      | 112-1/2°       | 0210SDBDP1        | 0210SDBW01      | 2                |
| White Masthead Light  | 225°           | 0210MB0DP1        | 0210MB0W01      | 3                |
| White Stern Light     | 135°           | 0210SNBDP1        | 0210SNBW01      | 2                |
| Yellow Towing Light   | 135°           | 0210TWBDP1        | 0210TWBW01      | 2                |
| White All-Round Light | 360°           | 0210SWBDP1        | 0210SWBW01      | 2                |
| Red All-Round Light   | 360°           | 0210SRBDP1        | 0210SRBW01      | 2                |
| Green All-Round Light | 360°           | 0210SGBDP1        | 0210SGBW01      | 2                |



For Pipe Mounting Bracket options see Figs. 0222 & 0224 on page 27

2  
Navigation Lights

### Top Mount 2 Mile/3 Mile LED Certified (USCG 2nm/3nm)

Use on Sail or Power Driven Vessels Under 20m (65.6 ft.) in Length

Material: Black or White Polymer  
 Dimensions: Top Mt: Height: 4-13/16", O.D.: 3-5/16", Projection: 3-5/16"  
 Screw Size: #8  
 Voltage: 12/24 VDC LED  
 Wattage: 2.6 watts  
 Amperage: 0.2 amps  
 Features: Stainless Steel Mounting Bracket Included



Fig. 0210 Top Mount Masthead

| Top Mount            | Visibility Arc | Black Retail Pkg. | White Std. Pkg. | Visibility Miles |
|----------------------|----------------|-------------------|-----------------|------------------|
| Red Side Light       | 112-1/2°       | 0210PT0DP1        | 0210PT0W01      | 2                |
| Green Side Light     | 112-1/2°       | 0210SDTDP1        | 0210SDTW01      | 2                |
| White Masthead Light | 225°           | 0210MT0DP1        | 0210MT0W01      | 3                |
| White Stern Light    | 135°           | 0210SNTDP1        | 0210SNTW01      | 2                |
| Yellow Towing Light  | 135°           | 0210TWTDP1        | 0210TWTW01      | 2                |



#### Spare Parts Information

Note: L.E.D. lights have no user serviceable parts



## Navigation Light Sets

### Base Mount 2 Mile/3 Mile Certified (USCG 2nm/3nm)

Use on Sail or Power Driven Vessels Under 20m (65.6 ft.) in Length

Material: Polymer  
 Finish: Black or White  
 Dimensions: Height: 4-7/8", O.D. Base: 3-5/16",  
 Screw Size: #10  
 Voltage: 12 or 24V (Bulb Included)  
 Wattage: Bulb: 25 watt or 10 watt  
 Amperage: 25 watt                      10 watts  
                   12V: 2.08 amps            12V: .83 amps  
                   24V: 1.04 amps                24V: .42 amps

**Fig. 0200**  
**Base Mount**  
**Green**  
**Side Light**



**Red**  
**Side Light**

**Stern**

**Green**  
**All-Round**

| Base Mount            | Visibility Arc | Black Retail Pkg. | White* Std. Pkg. | Visibility Miles | Replacement Bulb |
|-----------------------|----------------|-------------------|------------------|------------------|------------------|
| Bi-Color Light        | 225°           | 0200BB0DP1        | 0200BB0W01       | 2                | 037512V25W       |
| Red Side Light        | 112-1/2°       | 0200PB0DP1        | 0200PB0W01       | 2                | 037512V25W       |
| Green Side Light      | 112-1/2°       | 0200SDBDP1        | 0200SDBW01       | 2                | 037512V25W       |
| White Masthead Light  | 225°           | 0200MB0DP1        | 0200MB0W01       | 3                | 037512V25W       |
| White Stern Light     | 135°           | 0200SNBDP1        | 0200SNBW01       | 2                | 037512V10W       |
| Yellow Towing Light   | 135°           | 0200TWBDP1        | 0200TWW01        | 2                | 037512V10W       |
| White All-Round Light | 360°           | 0200SWBDP1        | 0200SWBW01       | 2                | 037512V10W       |
| Red All-Round Light   | 360°           | 0200SRBDP1        | 0200SRBW01       | 2                | 037512V25W       |
| Green All-Round Light | 360°           | 0200SGBDP1        | 0200SGBW01       | 2                | 037512V25W       |
| Tri-Color Light**     | 360°           | 0200TB0DP1        | 0200TB0W01       | 2                | 037512V25W       |

\* 12 Volt Only

\*\* Use For Vessels Under Sale Alone


For Pipe Mounting Bracket options, see Figs. 0222 & 0224 on page 27.

### Top Mount 2 Mile/3 Mile Certified (USCG 2nm/3nm)

Use on Power Driven Vessels Under 20m (65.6 ft.) in Length

Material: Black or White Polymer  
 Stainless Steel Mounting Bracket Included  
 Dimensions: Height: 4-13/16", O.D.: 3-5/16", Projection: 3-5/16"  
 Screw Size: #10  
 Voltage: 12 or 24V (Bulb Included)  
 Wattage: Bulb: 25 watt or 10 watt  
 Amperage: 25 watt                      10 watts  
                   12V: 2.08 amps            12V: .83 amps  
                   24V: 1.04 amps                24V: .42 amps

**Fig. 0200**  
**Top Mount**  
**Masthead**



**Red**  
**Side Light**

**Stern**

**Towing**

| Top Mount            | Visibility Arc | Black Retail Pkg. | White* Std. Pkg. | Visibility Miles | Replacement Bulb |
|----------------------|----------------|-------------------|------------------|------------------|------------------|
| Bi-Color Light       | 225°           | 0200BT0DP1        | 0200BT0W01       | 2                | 037512V25W       |
| Red Side Light       | 112-1/2°       | 0200PT0DP1        | 0200PT0W01       | 2                | 037512V25W       |
| Green Side Light     | 112-1/2°       | 0200SDTDP1        | 0200SDTW01       | 2                | 037512V25W       |
| White Masthead Light | 225°           | 0200MT0DP1        | 0200MT0W01       | 3                | 037512V25W       |
| White Stern Light    | 135°           | 0200SNTDP1        | 0200SNTW01       | 2                | 037512V10W       |
| Yellow Towing Light  | 135°           | 0200TWTDP1        | 0200TWTW01       | 2                | 037512V10W       |

\* 12 Volt Only

### Ordering Info - For 24V (Black Only) on pages 26 and 27

Note: For 24V Lights, Replace the "DP1" with "DP2". For the Replacement Bulb, Replace the "12V" with "24V" (e.g., 037524V25W).

For 32V Lights: Contact the Factory.

## Navigation Light Sets

### Double Stack Base Mount 2 Mile/3 Mile Certified (USCG 2nm/3nm)

Use on Sail or Power Driven Vessels Under 20m (65.6 ft.) in Length

Material: Polymer  
 Finish: Black or White  
 Dimensions: Height: 8-5/8", O.D.: 3-5/16"  
 Screw Size: #10  
 Voltage: 12 or 24V (Bulb Included)  
 Wattage: Upper: 25 watts  
 Lower: 10 watts  
 Amperage: 25 watt                      10 watts  
                   12V: 2.08 amps            12V: .83 amps  
                   24V: 1.04 amps            24V: .42 amps

Fig. 0200TAB\*\*



| Double Stack Base Mount           | Visibility Arc | Black Retail Pkg. | White* Std. Pkg. | Visibility Miles | Replacement Bulb |
|-----------------------------------|----------------|-------------------|------------------|------------------|------------------|
| Tri-Color/White All-Round Light** | 360°           | 0200TABDP1        | 0200TABW01       | 2/2              | 037512V25W/10W   |
| Masthead/White All-Round Light    | 360°           | 0200MABDP1        | 0200MABW01       | 3/2              | 037512V25W/10W   |
| Green/Red All-Round Light         | 360°           | 0200GRBDP1        | 0200GRBW01       | 2/2              | 037512V25W/25W   |

\* 12 Volt Only

\*\* For Use on Vessels Under Sail Alone.

For Pipe Mounting Bracket options, see Figs. 0222 & 0224 below.



### Halyard Mount 2 Mile/3 Mile Certified (USCG 2nm/3nm)

Use on Sail or Power Driven Vessels Under 20m (65.6 ft.) in Length

Material: Black or White Polymer  
 Stainless Steel Mounting Hardware  
 Dimensions: Height: 7-1/8", O.D.: 3-5/16"  
 Screw Size: No mounting screws required  
 Voltage: 12 or 24V (Bulb Included)  
 Wattage: 25 watt or 10 watt  
 Amperage: 25 watt                      10 watts  
                   12V: 2.08 amps            12V: .83 amps  
                   24V: 1.04 amps            24V: .42 amps

Fig. 0200SRH



| Halyard Mount         | Visibility Arc | Black Retail Pkg. | White* Std. Pkg. | Visibility Miles | Replacement Bulb |
|-----------------------|----------------|-------------------|------------------|------------------|------------------|
| White All-Round Light | 360°           | 0200SWHDP1        | 0200SWHW01       | 2                | 037512V10W       |
| Red All-Round Light   | 360°           | 0200SRHDP1        | 0200SRHW01       | 2                | 037512V25W       |
| Green All-Round Light | 360°           | 0200SGHDP1        | 0200SGHW01       | 2                | 037512V25W       |

\* 12 Volt Only



### Pipe Mounting Brackets For Use on All 0200/0210 Series Base Mount Lights

Material: Black or White Polymer  
 Includes Screws and Soft Mounting Gasket for Mounting Bracket to Light  
 Dimensions: Tapped Pipe Size: 1/2",  
 O.D. Overall: 3-5/16"

| Mount | Black Retail Pkg. | White Retail Pkg. |
|-------|-------------------|-------------------|
| Flat  | 0222DP0BLK        | 0222DP0WHT        |
| Cone  | 0224DP0BLK        | 0224DP0WHT        |



Fig. 0222 - BLK



Fig. 0224 - WHT



Fig. 0224 Shown Mounted

### Spare Parts Information for pages 26 and 27

Lens assembly part numbers are determined by replacing the last three digits of the Catalog Number with the letters "LNS" (example: 0200BT0LNS, for a Bi-Color Top Mount Lens Assembly). Replacement Bulb Sockets: (single and lower for double) Cat. No. 0093, (upper for double), Cat. No. 0095.



## LED "Flex Mount" Navigation Lights

Double Mount Light  
Shown



Fig. 1490  
All-Round Light

### The "Flex Mount" Navigation Light System


Perko's "Flex Mount" system allows the same light to be used for both single and double mount applications. A powder coated aluminum, high strength support structure holds 2 individual lights and mounts to the deck. Then, should either of the two lights be damaged, the damaged light can be easily removed from the support structure and replaced leaving the undamaged light in place significantly reducing the cost of the repair.




Fig. 1381  
Aluminum  
Mounting Bracket



#### Double Mount Light Components



Two Replaceable Single  
Mount Lights



Individual lights  
can be replaced  
if damaged while  
in service.

See Perko's Website:  
for the L.E.D. "Flex Mount" Double Stack Light Sets  
Figs. 1077-1080 Series (2nm/5nm) and  
the NEW Figs. 1487-1490 Series (3nm/6nm) versions  
<http://www.perko.com/flexmount>

## LED "Flex Mount" Navigation Lights

### 2 Mile/5 Mile LED Certified (USCG 2nm/5nm)

Use on Power Driven Vessels 20m (65.6 ft.) to 50 m (164.0 ft.) in Length

- Material: Black or White Polymer  
Pre-Wired with 3 Feet of 18/2-SO Cable
- Dimensions: Height: 6", Base: 5-3/8" x 5-3/8"
- Screw Size: 1/4"
- Voltage: Operates on 12/24 VDC LED or 120/240 VAC LED
- Features: Translucent color specific insert on top of light  
Sealed Cap



**Fig. 1378**  
Masthead Light



White



**Fig. 1377**  
Red & Green Side Lights



**Fig. 1379**  
Stern Light



**Fig. 1379**  
Towing Light



**Fig. 1380**  
All-Round Light

| Description            | Visibility Arc | Visibility Miles | 12/24 VDC Black Std. Pkg. | 12/24 VDC White Std. Pkg. | Watts | Amps |
|------------------------|----------------|------------------|---------------------------|---------------------------|-------|------|
| Red Side Light         | 112-1/2°       | 2                | 1377R01BLK                | 1377R01WHT                | 2.5   | 0.2  |
| Green Side Light       | 112-1/2°       | 2                | 1377G01BLK                | 1377G01WHT                | 2.5   | 0.2  |
| White Masthead Light   | 225°           | 5                | 1378001BLK                | 1378001WHT                | 4.7   | 0.4  |
| White Stern Light      | 135°           | 2                | 1379001BLK                | 1379001WHT                | 2.5   | 0.2  |
| Yellow Towing Light    | 135°           | 2                | 1379M01BLK                | 1379M01WHT                | 2.5   | 0.2  |
| White All-Round Light  | 360°           | 2                | 1380001BLK                | 1380001WHT                | 2.5   | 0.2  |
| White All-Round Light* | 360°           | 5                | 1380H01BLK                | 1380H01WHT                | 2.5   | 0.2  |
| Red All-Round Light    | 360°           | 2                | 1380R01BLK                | 1380R01WHT                | 2.5   | 0.2  |
| Green All-Round Light  | 360°           | 2                | 1380G01BLK                | 1380G01WHT                | 2.5   | 0.2  |
| Yellow All-Round Light | 360°           | 2                | 1380M01BLK                | 1380M01WHT                | 2.5   | 0.2  |

| Description            | Visibility Arc | Visibility Miles | 120/240 VAC Black Std. Pkg. | 120/240 VAC White Std. Pkg. | Watts | Amps |
|------------------------|----------------|------------------|-----------------------------|-----------------------------|-------|------|
| Red Side Light         | 112-1/2°       | 2                | 1377R00BLK                  | 1377R00WHT                  | 3.7   | 0.03 |
| Green Side Light       | 112-1/2°       | 2                | 1377G00BLK                  | 1377G00WHT                  | 3.7   | 0.03 |
| White Masthead Light   | 225°           | 5                | 1378000BLK                  | 1378000WHT                  | 7.2   | 0.06 |
| White Stern Light      | 135°           | 2                | 1379000BLK                  | 1379000WHT                  | 3.7   | 0.03 |
| Yellow Towing Light    | 135°           | 2                | 1379M00BLK                  | 1379M00WHT                  | 3.7   | 0.03 |
| White All-Round Light  | 360°           | 2                | 1380000BLK                  | 1380000WHT                  | 3.7   | 0.03 |
| White All-Round Light* | 360°           | 5                | 1380H00BLK                  | 1380H00WHT                  | 3.7   | 0.03 |
| Red All-Round Light    | 360°           | 2                | 1380R00BLK                  | 1380R00WHT                  | 3.7   | 0.03 |
| Green All-Round Light  | 360°           | 2                | 1380G00BLK                  | 1380G00WHT                  | 3.7   | 0.03 |
| Yellow All-Round Light | 360°           | 2                | 1380M00BLK                  | 1380M00WHT                  | 3.7   | 0.03 |

Special lights to meet local requirements are available upon request

\*For Great Lakes use

Note: L.E.D.'s have no user serviceable parts

Marine Navigation Lights Certified to the USCG and '72 COLREGS By Imanna Labs in accordance with A.B.Y.C. A-1104 (UL 1104).





## Navigation Light Sets

### 2 Mile/5 Mile Certified (USCG 2nm/5nm)

Use on Power Driven Vessels 20m (65.6 ft.) to 50 m (164.0 ft.) in Length

- Material: Black or White Polymer  
Pre-Wired with 3 Feet of 16/3-SO Cable
- Dimensions: Height: 7-1/2", Base: 5-9/32" x 5-9/32"
- Screw Size: 1/4"
- Voltage: 12, 24 or 120V (Bulb Not Included)
- |           |            |            |             |
|-----------|------------|------------|-------------|
|           | <u>12V</u> | <u>24V</u> | <u>120V</u> |
| Wattage:  | 30 watts   | 30 watts   | 30 watts    |
| Amperage: | 2.5 amps   | 1.25 amps  | .25 amps    |

**Features:** Watertight Access Cap for Rebulbing and Cleaning



**Fig. 1128**  
Masthead Light



**Fig. 1127**  
Red & Green Side Lights



**Fig. 1129**  
Stern Light



**Fig. 1129**  
Towing Light



**Fig. 1130**  
All-Round Lights

| Description             | Visibility Arc | Visibility Miles | Black Std. Pkg. | White Std. Pkg. |
|-------------------------|----------------|------------------|-----------------|-----------------|
| Red Side Light          | 112-1/2°       | 2                | 1127RA0BLK      | 1127RA0WHT      |
| Green Side Light        | 112-1/2°       | 2                | 1127GA0BLK      | 1127GA0WHT      |
| White Masthead Light    | 225°           | 5                | 1128A00BLK      | 1128A00WHT      |
| White Stern Light*      | 135°           | 2                | 1129A00BLK      | 1129A00WHT      |
| Yellow Towing Light     | 135°           | 2                | 1129MA0BLK      | 1129MA0WHT      |
| White All-Round Light*  | 360°           | 2                | 1130A00BLK      | 1130A00WHT      |
| White All-Round Light** | 360°           | 5                | 1130HA0BLK      | 1130HA0WHT      |
| Red All-Round Light     | 360°           | 2                | 1130RA0BLK      | 1130RA0WHT      |
| Green All-Round Light   | 360°           | 2                | 1130GA0BLK      | 1130GA0WHT      |
| Yellow All-Round Light  | 360°           | 2                | 1130MA0BLK      | 1130MA0WHT      |

Special lights to meet local requirements are available upon request.

\*These lights are supplied with a Gray Tinted Lens

\*\*For Great Lakes use



### Spare Parts Information

**IMPORTANT BULB DATA**  
To comply with UL Standard A-1104 (A.B.Y.C.), the lights listed on this page must use a PERKO Cat. No. 0374 bulb.

- Lens Assemblies:**  
Red: 0249000RED  
Green: 0249000GRN  
White: 0249000CLR  
Gray: 0249000GRY  
Yellow: 0249000YLW



Fig. 0249

- Required Bulbs:**  
12 Volt: 0374001CLR  
24 Volt: 0374002CLR  
120 Volt: 0374004CLR



Fig. 0374

- Other Parts:**  
O-Ring for Cap: 1119  
Double Contact Socket: 0134  
Access Cap, O-Ring and Retainer:  
Blk:1105000BLK or Wht:1105000WHT

## Masthead Lights

### 3-mile (USCG 3nm) Certified

Use on Sail or Power Driven Vessels Under 20m (65.6 ft.) in Length


|                       |  |            |
|-----------------------|--|------------|
| Material:             | All Polymer  |            |
| Finish:               | Black  |            |
| Dimensions:           | Height: 7", Width: 4-1/8", Projection: 4-3/4"                            |            |
| Screw Size:           | #10  |            |
| Voltage:              | 12V LED or Incandescent (Bulb Included)                                  |            |
| <u>Masthead Light</u> | <u>Incandescent</u>  | <u>LED</u> |
| Watts:                | 10 watts   | 5.6 watts  |
| Amperage:             | .83 amps   | 0.4 amps   |
| <u>Spreader Light</u> |  |            |
| Watts:                | 20 watt  | 2.2 watts  |
| Amperage:             | 1.56 amps  | 0.18 amps  |
| Features:             | Bottom light works as a Combination Spreader and Deck Illumination Light |            |

### Combination Masthead/Deck Spreader Light



**Fig. 0170BMD  
LED**

| Light Type   | Retail Pkg. | Std. Pkg.  |
|--------------|-------------|------------|
| Incandescent | 0170BMDDP1  | 0170BMD12V |
| LED          | -----       | 0170BMD12L |



**LED Spreader  
Light**

**Fig. 0170BMD  
Incandescent**



### 2-mile Certified A-16 for replacement use only

Use on Sail or Power Driven Vessels Under 12m (39.4 ft.) in Length

|             |  |
|-------------|--|
| Material:   | Brass or Stainless Steel Top, Polymer Base |
| Finish:     | Chrome Plated or Polished                  |
| Dimensions: | O.D. Base: 2-3/8", Height: 1-5/8"          |
| Screw Size: | #4   |
| Contacts:   | Gold Plated                                |
| Voltage:    | 12V (Bulb Included)                        |
| Wattage:    | 10 watts                                   |
| Amperage:   | .80 amps                                   |



**Fig. 0964 Masthead**

| Finish        | Retail Pkg. |
|---------------|-------------|
| Chrome Plated | 0964DP0CHR  |
| Polished SS   | 0964DP0STS  |



Fig. 0964 can also be used as 24-volt A.B.Y.C. A-16 certified lights on boats built prior to 11/1/03. Replace the bulbs provided with Cat. No. 0072DP1CLR 24-volt bulbs. Contact us for 12 or 24 volt applications on new construction.

#### Spare Parts Information

**Fig. 0170 BMD:**  
Masthead Bulb: 0070DP1CLR.  
12V Halogen Bulb for Deck Spreader Light: 006812V20W.  
L.E.D.'s have no user serviceable parts



Fig. 0070DP1CLR

**Fig. 0964:**  
Lens (Open Top): 0281DPAWHT.  
Lens (Closed Top): 0295DPOWHT.  
Bulbs: 0071DP0CLR.  
Base with Socket Assembly: 0135.



Fig. 0071DP0CLR

Fig. 0295

Fig. 0281



## Masthead and Stern Lights

### 3-mile (USCG 3nm) Certified

Use on Sail or Power Driven Vessels Under 20m (65.6 ft.) in Length

Material: Zinc Alloy Top and Polymer Base  
 Finish: Chrome Plated with Black Base  
 Dimensions: Height: 3-1/4", Width: 1-1/2", Projection: 1-3/8"  
 Screw Size: #4  
 Contacts: Gold Plated  
 Voltage: 12V (Bulb Included)  
 Wattage: 10 watts  
 Amperage: .80 amps

| Light Type | Retail Pkg. | OEM Bulk Pkg. |
|------------|-------------|---------------|
| Masthead   | 1331DPOCHR  | 1331000CHR    |



**Fig. 1331**  
Vertical Mt.  
Masthead



### 2-mile Certified A-16 for replacement use only

Use on Sail or Power Driven Vessels Under 20m (65.6 ft.) in Length

Material: Zinc Alloy Top and Polymer Base  
 Finish: Chrome Plated with Black Base  
 Dimensions: Height: 3-1/4", Width: 1-1/2", Projection: 1-3/8"  
 Screw Size: #4  
 Contacts: Gold Plated  
 Voltage: 12V (Bulb Included)  
 Wattage: 10 watts  
 Amperage: .80 amps

| Light Type | Retail Pkg. |
|------------|-------------|
| Stern      | 1332DPOCHR  |



**Fig. 1332**  
Vertical Mt.  
Stern



### 2-mile Certified A-16 for replacement use only

Use on Sail or Power Driven Vessels Under 20m (65.6 ft.) in Length

Material: Brass or Stainless Steel Top, Black Base  
 Finish: Chrome Plated or Polished  
 Dimensions: O.D. Base: 2-3/8", Projection: 1-3/8"  
 Screw Size: #4  
 Contacts: Gold Plated  
 Voltage: 12V (Bulb Included)  
 Wattage: 10 watts  
 Amperage: .80 amps

| Finish      | Retail Pkg. |
|-------------|-------------|
| Chrome      | 0945DPOCHR  |
| Polished SS | 0945DPOSTS  |



**Fig. 0945**  
Vertical Mt.  
Stern



#### Spare Parts Information

**Figs. 1331 & 1332:**  
 Bulbs: 0071DPOCLR.  
 Lenses: 0278DPOWHT.  
**Fig. 0945:**  
 Bulbs: 0071DPOCLR.  
 Lens: 0074DPOWHT  
 Base & Socket Assy: 0945DP099A



Fig. 0071DPOCLR



Fig. 0278

NOTE: Figs. 0945 & 1332 can also be used as a 24-volt A.B.Y.C. A-16 certified light on boats built prior to 11/1/03. Replace the bulb provided with Cat. No. 0072DP1CLR 24-volt bulbs. Contact us for 24 volt applications on new construction.

## Stern Lights

### 2-mile (USCG 2nm) Certified

Use on Sail or Power Driven Vessels Under 20m (65.6 ft.) in Length

|             |  |
|-------------|--|
| Material:   | Brass or Stainless Steel with Polymer Base |
| Finish:     | Chrome Plated or Polished                  |
| Dimensions: | O.D.: 3", Depth: 1"                        |
| Screw Size: | #8   |
| Voltage:    | 12V (Bulb Included)                        |
| Wattage:    | 10 watts                                   |
| Amperage:   | .74 amps                                   |
| Features:   | Flush Mount                                |

| Finish      | Retail Pkg. | OEM Bulk Pkg. |
|-------------|-------------|---------------|
| Chrome      | 0946DP112V  | 094600112V    |
| Polished SS | 0946DP1STS  | 0946001STS    |



**Fig. 0946**  
Vertical Mt. Stern



Coordinating cockpit lights available: See Fig. 1146 on page 64.

### 2-mile (USCG 2nm) Certified

Use on Sail or Power Driven Vessels Under 20m (65.6 ft.) in Length

|             |   |
|-------------|---|
| Material:   | Brass or Stainless Steel Top, Black Base      |
| Finish:     | Chrome Plated or Polished                     |
| Dimensions: | Height: 3-3/8", Width: 5-3/16", Depth: 1-1/2" |
| Screw Size: | #8  |
| Voltage:    | 12V (Bulb Included)                           |
| Wattage:    | 10 watts                                      |
| Amperage:   | .74 amps                                      |
| Features:   | Flush Mount                                   |

| Finish      | Retail Pkg. |
|-------------|-------------|
| Chrome      | 0939DP112V  |
| Polished SS | 0939DP1STS  |



**Fig. 0939**  
Vertical Mt. Stern



### 2-mile (USCG 2nm) Certified

Use on Sail or Power Driven Vessels Under 20m (65.6 ft.) in Length

|             |   |
|-------------|---|
| Material:   | Brass or Stainless Steel Top and Polymer Base |
| Finish:     | Chrome Plated or Polished                     |
| Dimensions: | O.D. Base: 2-3/8", Height: 1-5/8"             |
| Screw Size: | #4  |
| Contacts:   | Gold Plated                                   |
| Voltage:    | 12V (Bulb Included)                           |
| Wattage:    | 10 watts                                      |
| Amperage:   | .80 amps                                      |

| Finish      | Retail Pkg. | OEM Bulk Pkg. |
|-------------|-------------|---------------|
| Chrome      | 0965DP0CHR  | 0965000CHR    |
| Polished SS | 0965DP0STS  | 0965000STS    |



**Fig. 0965**  
Horizontal Mt. Stern



Fig. 0965 can also be used as 24-volt A.B.Y.C. A-16 certified lights on boats built prior to 11/1/03. Replace the bulb provided with Cat. No. 0072DP1CLR 24-volt bulbs. Contact us for 24 volt applications on new construction.

### Spare Parts Information

**Fig. 0946:**

Bulbs: 0070DP0CLR.  
Socket Assembly: 0946DP199B.  
Lens with O-Ring: 0946DP099A.  
Mounting Flange: 094600099C.



Fig. 0070

**Fig. 0939:**

Bulbs: 0070DP0CLR.  
Socket Assy: 0939DP199A.  
Lens with O-Ring: 0284DP0CLR.  
Mount w/Flange: 093900099C



Fig. 0284

**Fig. 0965:**

Lens (Open Top): 0281DPAWHT.  
Lens(Closed Top): 0295DPOWHT.  
Bulbs: 0071DP0CLR.  
Base with Socket Assembly: 0135.



Fig. 0071



Fig. 0295



Fig. 0281



## LED White All-Round Navigation Lights

**2-mile (USCG 2nm) Certified** - Patent #D665,1135

Use on Power Driven Vessels Under 20m (65.6 ft.) in Length

Material: Polymer Top and Base with Clear Fluted Lens and 3/4" aluminum tube  
 Fig. 1642: Chrome Plated Zinc Alloy Base  
 Finish: Black  
 Screw Size: #8  
 Voltage: 12V LED  
 Wattage: 1.5 watts  
 Amperage: 0.1 amps

Features: 360° Reduced Glare Design  
 Fig. 1608: **Fixed Mount** - two pole length sizes  
 Fold-Down Mts: Feature adjustable angle (0° to 180°) for poles less than 18" long, include adapters available for flat or "V" type 45° mounts and a notch for through base wiring.  
 Fig. 1636: **Horizontal Mount** - Folds down 90° in either direction opposite the plane of attachment plate of the mount.  
 Fig. 1639: **Vertical Mount** - Folds down 90° in either direction along the plane of attachment plate of the mount.  
 Fig. 1642: **Quick Adjust Lever** - Ideal for use on pontoon boat square rails or any flat mounting surface.  
 Fig. 1609: **For Tower/Arch Mounts** - Serves as 360° all-round navigation light in the up position for nighttime boating or while at anchor and a cockpit courtesy light in the down position while at the dock. Stores Forward and out of the way for daytime skiing or boarding. Mounts on 7/8" diameter tubing.

### STEALTH Series



**Fig. 1639 Vertical Mt. (Shown)**

### Fixed & Folding Mount Options



**Fig. 1636 Horizontal Mount**



**Fig. 1639 Vertical Mount**



**Fig. 1642 Quick Adjust Handle**



**Fig. 1609 Tower/Arch Folding Mt.**



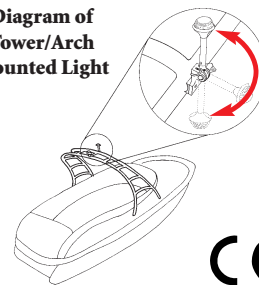
**Fig. 1608 Fixed Mount**



| Base Mount            | Height Overall | Base Dimensions | Retail Pkg. | OEM Bulk Pkg. |
|-----------------------|----------------|-----------------|-------------|---------------|
| Fixed Mt.             | 7-1/4"         | 1" x 2-5/8"     | 1608DP0BLK  | 1608000BLK    |
| Fixed Mt.             | 5-1/8"         | 1" x 2-5/8"     | 1608DP1BLK  | 1608001BLK    |
| <b>Folding Mt.</b>    |                |                 |             |               |
| Horizontal Mt.        | 14-1/4"        | 2" x 1-1/2"     | 1636DP0CHR  | 1636000CHR    |
| Vertical Mt.          | 14-1/4"        | 2-1/4" x 5/8"   | 1639DP0CHR  | 1639000CHR    |
| Quick Adjust          | 13-7/8"        | 2-1/4" x 5/8"   | 1642DP0CHR* | 1642000CHR*   |
| <b>Tower/Arch Mt.</b> |                |                 |             |               |
| Fixed Mt.             | 8-3/8"         | 2" x 1-1/2"     | 1609DP0CHR  | 1609000CHR    |

\* Refers to Prop65 Warning

Diagram of Tower/Arch Mounted Light



**PROP 65 WARNING**  
(Contains Lead)



### Spare Parts Information

L.E.D.'s have no user serviceable parts  
 Replacement bases for Figs. 1636, 1639 & 1642 see page 41

## White All-Round Navigation Lights

### 2-mile (USCG 2nm) Certified

Use on Power Driven Vessels Under 20m (65.6 ft.) in Length

**Material:** Polymer Top and Base with Frosted Lens and 3/4" aluminum tube  
**Fig. 1638:** Chrome Plated Zinc Alloy Base

**Finish:** Black

**Screw Size:** #8

**Voltage:** 12V (Bulb Included)

**Wattage:** 9 watts

**Amperage:** .69 amps

**Features:** 360° Reduced Glare Design

**Fig. 1604:** **Fixed Mount** - two pole lengths

**Fold-Down Mts:** Feature adjustable angle (0° to 180°) for poles less than 18" long, include adapters available for flat or "V" type 45° mounts and a notch for through base wiring.

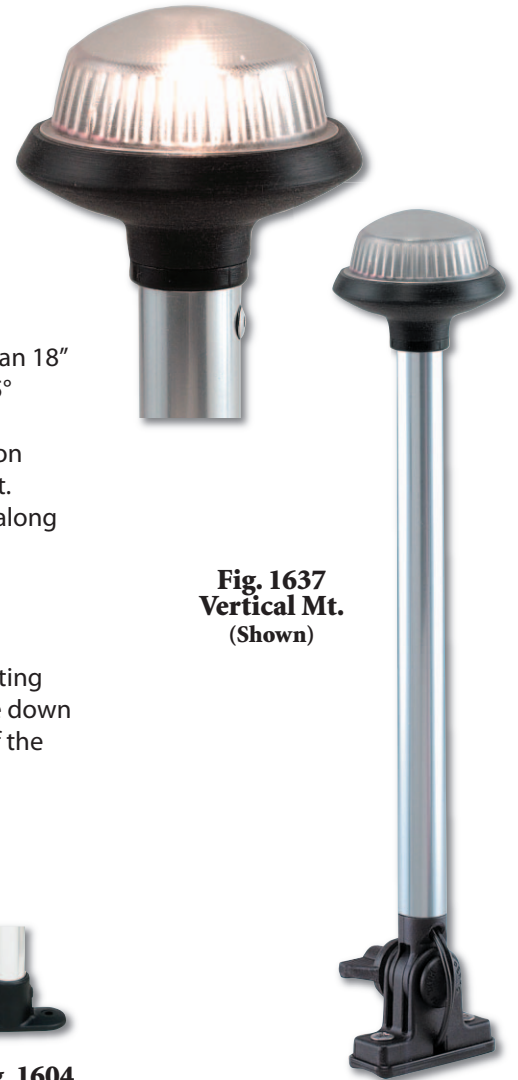
**Fig. 1634:** **Horizontal Mount** - Folds down 90° in either direction opposite the plane of attachment plate of the mount.

**Fig. 1637:** **Vertical Mount** - Folds down 90° in either direction along the plane of attachment plate of the mount.

**Fig. 1638:** **Quick Adjust Lever** - Ideal for use on pontoon boat square rails or any flat mounting surface.

**Fig. 1607:** **For Tower/Arch Mounts** - Serves as 360° all-round navigation light in the up position for nighttime boating or while at anchor and a cockpit courtesy light in the down position while at the dock. Stores forward and out of the way for daytime skiing or boarding. Mounts on 7/8" diameter tubing.

### 0239 Head Style Coastal Series



**Fig. 1637  
Vertical Mt.  
(Shown)**

### Fixed & Folding Mount Options



**Fig. 1634  
Horizontal  
Mount**



**Fig. 1637  
Vertical  
Mount**



**Fig. 1638  
Quick  
Adjust Handle**



**Fig. 1607  
Tower/Arch  
Folding Mt.**

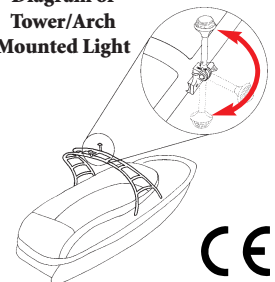


**Fig. 1604  
Fixed Mount**

| Base Mount         | Height Overall | Base Dimensions | Retail Pkg. | OEM Bulk Pkg. |
|--------------------|----------------|-----------------|-------------|---------------|
| Fixed Mt.          | 7-3/8"         | 1" x 2-5/8"     | 1604DP0CHR  | 1604000CHR    |
| Fixed Mt.          | 3-1/8"         | 1" x 2-5/8"     | 1604DP1CHR  | 1604001CHR    |
| <b>Folding Mt.</b> |                |                 |             |               |
| Horizontal Mt.     | 14-3/4"        | 2" x 1-1/2"     | 1634DP0CHR  | 1634000CHR    |
| Vertical Mt.       | 14-1/8"        | 2-1/4" x 5/8"   | 1637DP0CHR  | 1637000CHR    |
| Quick Adjust       | 13-7/8"        | 2-1/4" x 5/8"   | 1638DP0CHR* | 1638000CHR*   |
| <b>Tower Mt.</b>   |                |                 |             |               |
| Fixed Mt.          | 8"             | 2" x 1-1/2"     | 1607DP0CHR  | 1607000CHR    |

\* Refers to Prop65 Warning

**Diagram of  
Tower/Arch  
Mounted Light**



### Spare Parts Information

Bulbs: 0338DP2CLR.  
Globe: 0239DP0BLK.

Fig. 0338



Replacement bases for Figs. 1634, 1637 & 1638 see page 41



Fig. 0239DP0BLK

## White All-Round Navigation Lights

### 2-mile (USCG 2nm) Certified

Use on Sail or Power Driven Vessels Under 20m (65.6 ft.) in Length

Material: White Translucent Polymer Globe with Polymer Top and 3/4" Anodized Aluminum Tube  
 Fig. 1138: Chrome Plated Zinc Alloy Base

Finish: Chrome and Black

Contacts: Gold Plated

Screw Size: #8

Voltage: 12V (Bulb Included)  
 12 or 24V (0170SWB Only)

Wattage: 12V      24V  
 11 watts      15 watts

Amperage: .94 amps      .63 amps

#### Features:

- Fig. 0170: **Fixed Mount** - two pole lengths, two voltages
- Fig. 1301: **Fixed Mount** - one pole length size
- Fold-Down Mts: Feature adjustable angle (0° to 180°) for poles less than 18" long, include adapters available for flat or "V" type 45° mounts and a notch for through base wiring.
- Fig. 1134: **Horizontal Mount** - Folds down 90° in either direction opposite the plane of attachment plate of the mount.
- Fig. 1137: **Vertical Mount** - Folds down 90° in either direction along the plane of attachment plate of the mount.
- Fig. 1138: **Quick Adjust Lever** - Ideal for use on pontoon boat square rails or any flat mounting surface.

### 0201 Head Style Alpha Series



**Fig. 1137  
Vertical Mt.  
(Shown)**

### Fixed & Folding Mount Options



**Fig. 1134  
Horizontal  
Mount**



**Fig. 1137  
Vertical  
Mount**



**Fig. 1138  
Quick  
Adjust Handle**



**Figs. 0170SWB  
and 1301  
Fixed Mount**

| Base Mount       | Voltage | Height Overall | Base Dimensions | Retail Pkg. | OEM Bulk Pkg. |
|------------------|---------|----------------|-----------------|-------------|---------------|
| Fixed Mt.        | 12      | 5-1/8"         | 1" x 2-5/8"     | 0170SWBDP1  | 0170SWB12V    |
| Fixed Mt.        | 24      | 5-1/8"         | 1" x 2-5/8"     | 0170SWBDP2  | 0170SWB24V    |
| Fixed Mt.        | 12      | 8-1/2"         | 1" x 2-5/8"     | 1301DP0CHR  | 1301000CHR    |
| <b>Folding</b>   |         |                |                 |             |               |
| Horizontal Mt.   | 12      | 15-5/8"        | 2" x 1-1/2"     | 1134DP0CHR  | 1134000CHR    |
| Vertical Mt.     | 12      | 15-1/2"        | 2-1/4" x 5/8"   | 1137DP0CHR  | 1137000CHR    |
| Quick Adjust Mt. | 12      | 15-3/8"        | 2-1/4" x 5/8"   | 1138DP0CHR* | 1138000CHR*   |

\* Refers to Prop 65 Warning



Fig. 0337



Replacement bases for Figs. 1134, 1137 & 1138 see page 41

#### Spare Parts Information

12 Volt Bulbs : 0337012DP.  
 24 Volt Bulb For Fig. 0170SWB: 0337014DP.  
 Globe: 0201DPOWHT.

Fig. 0201





## Combination Masthead/White All-Round Navigation Lights

### 3-mile (USCG 3nm) Certified

Use on Sail or Power Driven Vessels Under 20m (65.6 ft.) in Length

- Material: Polymer Top and Base, Zinc Alloy, Clear  
Polymer Lens and 3/4" Anodized Aluminum Tube
- Finish: Black and Chrome Plated
- Contacts: Gold Plated
- Screw Size: #8
- Voltage: 12V LED
- Wattage: 2.2 watts (each compartment)
- Amperage: 0.2 amps (each compartment)
- Features: Two light compartments (Masthead/Anchor)
- Fig. 1683: **Fixed Mount** - one pole length
  - Fig. 1696: **Fixed Mount** - two pole lengths
  - Fig. 1697: **Fixed Mount Short Pole** - with pigtail leads
- Fold-Down Mts: Feature adjustable angle (0° to 180°) for poles less than 18" long, include adapters available for flat or "V" type 45° mounts and a notch for through base wiring.
- Fig. 1681: **Horizontal Mount** - Folds down 90° in either direction opposite the plane of attachment plate of the mount.
  - Fig. 1684: **Vertical Mount** - Folds down 90° in either direction along the plane of attachment plate of the mount.

### 1696 Head Style



**Fig. 1684**  
**Vertical Mt.**  
(Shown)

### Fixed & Folding Mount Options



**Fig. 1681**  
**Horizontal**  
**Mount**



**Fig. 1684**  
**Vertical**  
**Mount**



**Fig. 1697**  
**Fixed Mt.**  
**Short Pole**




**Figs. 1683**  
**and 1696**  
**Fixed Mount**



| Base Mount      | Height Overall | Base Dimensions | Retail Pkg. | OEM Bulk Pkg. |
|-----------------|----------------|-----------------|-------------|---------------|
| Fixed Mt.       | 3-3/8"         | 1" x 2-5/8"     | 1683DP0CHR  | 1683000CHR    |
| Fixed Mt.       | 5-3/8"         | 1" x 2-5/8"     | 1696DP1CHR  | 1696001CHR    |
| Fixed Mt.       | 11-5/8"        | 1" x 2-5/8"     | 1696DP2CHR  | 1696002CHR    |
| Fixed w/Pigtail | 4-1/8"         | 3/4" Dia.       | 1697DP0CHR  | 1697000CHR    |
| <b>Folding</b>  |                |                 |             |               |
| Horiz. Mt.      | 13-1/2"        | 2" x 1-1/2"     | 1681DP0CHR  | 1681000CHR    |
| Vert. Mt.       | 13-3/8"        | 2-1/4" x 5/8"   | 1684DP0CHR  | 1684000CHR    |

**Wiring Note:** When choosing LED upgrades to replace existing incandescent combination masthead/all-round lights, optional Cat. No. 1680DP012V Converter Module is available to avoid re-wiring the navigation light switch.



**Fig. 1680DP012V**

### Spare Parts Information

L.E.D.'s have no user serviceable parts

Replacement bases for Figs. 1681 & 1684 see page 41

## Combination Masthead/White All-Round Navigation Lights

### 3-mile (USCG 3nm) Certified

Use on Sail or Power Driven Vessels Under 20m (65.6 ft.) in Length

- Material: Polymer Top and Base, Zinc Alloy, Clear Polymer Lens and 3/4" Anodized Aluminum Tube
- Finish: Black and Chrome Plated
- Contacts: Gold Plated
- Screw Size: #8
- Voltage: 12V (Two Bulbs Included)
- Wattage: 10 watts (each compartment)
- Amperage: .80 amps (each compartment)

Features: Two light compartments (Masthead/Anchor)

- Fig. 1183: **Fixed Mount** - one pole length
- Fig. 1196: **Fixed Mount** - two pole lengths
- Fig. 1197: **Fixed Mount Short Pole** - with pigtail leads
- Fig. 1201: **Fixed Mount** - Tri-color light

Fold-Down Mts: Feature adjustable angle (0° to 180°) for poles less than 18" long, include adapters available for flat or "V" type 45° mounts and a notch for through base wiring.

Fig. 1181: **Horizontal Mount** - Folds down 90° in either direction opposite the plane of attachment plate of the mount.

Fig. 1184: **Vertical Mount** - Folds down 90° in either direction along the plane of attachment plate of the mount.

### 1196 Head Style



**Fig. 1184**  
**Vertical Mt.**  
(Shown)

### Fixed & Folding Mount Options



**Fig. 1181**  
**Horizontal**  
**Mount**



**Fig. 1184**  
**Vertical**  
**Mount**



**Fig. 1197**  
**Fixed Mt.**  
**Short Pole**



**Figs. 1183**  
**and 1196**  
**Fixed Mount**



| Base Mount             | Height Overall | Base Dimensions | Retail Pkg. | OEM Bulk Pkg. |
|------------------------|----------------|-----------------|-------------|---------------|
| Fixed Mt.              | 4"             | 1" x 2-5/8"     | 1183DP0CHR  | 1183000CHR    |
| Fixed Mt.              | 6"             | 1" x 2-5/8"     | 1196DP1CHR  | 1196001CHR    |
| Fixed Mt.              | 12-3/16"       | 1" x 2-5/8"     | 1196DP2CHR  | 1196002CHR    |
| Fixed w/Pigtail        | 4-7/8"         | 3/4" Dia.       | 1197DP0CHR  | 1197000CHR    |
| <b>Folding</b>         |                |                 |             |               |
| Horiz. Mt.             | 14-1/4"        | 2" x 1-1/2"     | 1181DP0CHR  | 1181000CHR    |
| Vert. Mt.              | 14"            | 2-1/4" x 5/8"   | 1184DP0CHR  | 1184000CHR    |
| <b>Tri-Color Light</b> |                |                 |             |               |
| Fixed Mt.              | 4-1/8"         | 1" x 2-5/8"     | 1201DP0BLK  | -----         |

### Tri-Color Light 2-mile (USCG 2nm) Certified

Use on Vessels Under Sail Alone Under 12m (39.4 ft.) in Length



**Fig. 1201**

NOTE: All of the above can also be used as 24-volt A.B.Y.C. A-16 certified lights on boats built prior to 11/1/03. Replace the bulbs provided with Cat. No. 0072DP1CLR 24-volt bulbs. Contact us for 24 volt applications for new construction.

### Spare Parts Information

12V Bulbs: 0071DP0CLR.

Lenses: 0278DP0WHT.

Top Cap with Screw: 1158DP0BLK.

Fig. 1201: Bi-Color Lens Set (Red/Green): 0268DP0LNS.

Replacement bases for Figs. 1181 & 1184 see page 41



Fig. 0071DP0CLR



Fig. 0268



Fig. 0278

## Combination Masthead/White All-Round Navigation Lights

### 2-mile (USCG 2nm) Certified

Use on Power Driven Vessels Under 12m (39.4 ft.) in Length

Material: Polymer Top and Base, Clear Polymer Lens and 3/4" Anodized Aluminum Tube  
 Finish: Black  
 Contacts: Gold Plated  
 Screw Size: #8  
 Voltage: 12V (Two Bulbs Included)  
 Wattage: 5 watts (each compartment)  
 Amperage: .35 amps (each compartment)

Features: Reduced Glare™ Design™  
 Two light compartments (Masthead/Anchor)

Fig. 1236: **Fixed Mount** - two pole length sizes

Fig. 1283: **Fixed Mount** - one pole length size

Fold-Down Mts: Feature adjustable angle (0° to 180°) for poles less than 18" long, include adapters available for flat or "V" type 45° mounts and a notch for through base wiring.

Fig. 1281: **Horizontal Mount** - Folds down 90° in either direction opposite the plane of attachment plate of the mount.

Fig. 1284: **Vertical Mount** - Folds down 90° in either direction along the plane of attachment plate of the mount.

### 0240 Head Style



### Fixed & Folding Mount Options



**Fig. 1281**  
Horizontal  
Mount



**Fig. 1284**  
Vertical  
Mount



**Figs. 1236 & 1283**  
Fixed Mount

**Fig. 1284**  
Vertical Mt.  
(Shown)

| Base Mount     | Height Overall | Base Dimensions | Retail Pkg. | OEM Bulk Pkg. |
|----------------|----------------|-----------------|-------------|---------------|
| Fixed Mt.      | 5"             | 1" x 2-5/8"     | 1236DP1BLK  | 1236001BLK    |
| Fixed Mt.      | 11-3/8"        | 1" x 2-5/8"     | 1236DP2BLK  | 1236002BLK    |
| Fixed Mt.      | 3"             | 1" x 2-5/8"     | 1283DP0BLK  | 1283000BLK    |
| <b>Folding</b> |                |                 |             |               |
| Horiz. Mt.     | 13-1/4"        | 2" x 1-1/2"     | 1281DP0CHR  | 1281000CHR    |
| Vert. Mt.      | 13-1/8"        | 2-1/4" x 5/8"   | 1284DP0CHR  | 1284000CHR    |



### Spare Parts Information

Bulbs (2 per card): 0338DP1CLR.  
 Lens Assembly: 0240DPOLNS.

Fig. 0338



Replacement bases for Figs. 1636 & 1639 see page 41



Fig. 0240

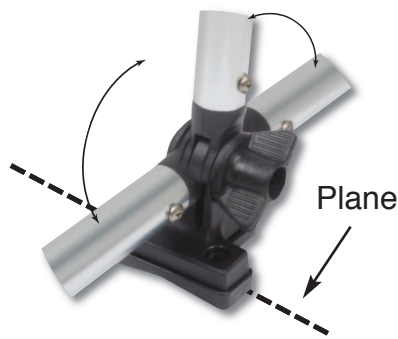


## Fold Down Pole Light Mounting Base Options

2  
Navigation Lights

### Horizontal Mount Bases

Folds down 90° in either direction **opposite** the plane of attachment plate of the mount



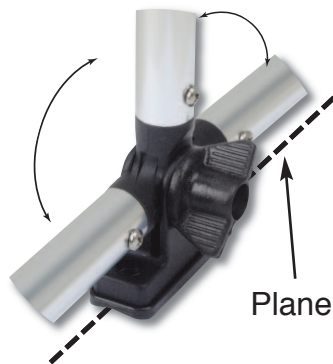
**Standard Duty**



**Heavy Duty**

### Vertical Mount Bases

Folds down 90° in either direction **along** the plane of attachment plate of the mount



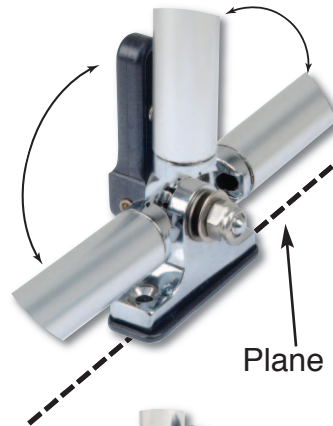
**Standard Duty**



**Heavy Duty**

### Vertical Mount Base with Quick Adjust Handle

Folds down 90° in either direction **along** the plane of attachment plate of the mount



**Heavy Duty**

### Rail Mount Bases for Vertical Mount Folding Lights

Unique polymer block allows for easy mounting on 3/4" diameter rails

- Material: Polymer
- Finish: Black
- Mounting Hdwe: 6 screws included (4 clamping, 2 mounting)
- Fits: 3/4" diameter rails\*

**Features:**

Both bases fit: Perko Fig. Nos. 1137, 1138, 1184, 1284, 1637, 1638, 1639, & 1642 Folding Mount lights



**In-Line or Axial Mt.**



**Perpendicular Mt.**

**Shown Installed**



**Fig. 1627**



**Fig. 1628**

| Rail Mount    | Base Dimensions          | OEM Bulk Pkg. |
|---------------|--------------------------|---------------|
| In-Line       | 2-3/8" x 1-3/4" x 1-3/8" | 1627000BLK    |
| Perpendicular | 2-5/16" x 3/4" x 1-1/4"  | 1628000BLK    |

\* Other rail tubing diameters available by special order.  
Note: Pole light and folding base not included.

# Fold-Down Adjustable Replacement Bases

## Fold-Down Adjustable Mount Bases

Material: Zinc Alloy & Polymer or All Polymer  
 Finish: Chrome Plated or Black  
 Screw Size: #8  
 Base Dimension: Horizontal Mt.: 2" x 1-1/2"  
 Vertical Mt.: 2-1/4" x 5/8"  
 Features: Complete with knob, end plug, and adapter for "V" or flat mounting surfaces.

**Heavy Duty:**

- Chrome plated zinc alloy base 30° graduated adjustment increments.
- For poles less than 48" long.
- Consult factory for ordering details.

Figs. 1052/1054: Does NOT contain notch for through base wiring.  
 Fig. 1052 Fits Figs. 1134 & 1634  
 Fig. 1054 Fits Figs. 1137 & 1637

Figs. 1052A/1054A: Contains notch for through base wiring.  
 Fig. 1052A Fits Figs. 1181 & 1281  
 Fig. 1054A Fits Figs. 1184 & 1284

**Standard Duty:**

- All black base with 0° to 180° adjustment.
- For poles less than 18" long.

Figs. 1052B/1054B: Contains notch for through base wiring.  
 Universal mounting bases - fits all fold down series poles.



**Fig. 1052**  
Horizontal



**Fig. 1054**  
Vertical



**Fig. 1052A**  
Horizontal



**Fig. 1054A**  
Vertical

Notch

Notch



**Fig. 1052B**  
Horizontal



**Fig. 1054B**  
Vertical

Notch

## Quick Release Fold-Down Adjustable Mount Base

Features:

- Fits Figs. 1138, 1638, & 1642
- Quick adjust handle (with 30° graduated adjustment increments) allows pole light to fold down 90° in either direction along the plane of attachment plate of the mount.
- Ideal for use on pontoon boat square rails or any flat mounting surface.
- For poles less than 48" long

| Through Base Wiring         | Finish | Mount    | Retail Pkg. |
|-----------------------------|--------|----------|-------------|
| <b>Heavy Duty</b>           |        |          |             |
| No                          | Chrome | Horiz.   | 1052DP0CHR  |
| No                          | Chrome | Vertical | 1054DP0CHR  |
| Yes                         | Chrome | Horiz.   | 1052DPACHR  |
| Yes                         | Chrome | Vertical | 1054DPACHR  |
| <b>Standard Duty</b>        |        |          |             |
| Yes                         | Black  | Horiz.   | 1052DPBBLK  |
| Yes                         | Black  | Vertical | 1054DPBBLK  |
| <b>Quick Release Handle</b> |        |          |             |
| No                          | Chrome | Vertical | 1058DP0CHR* |



**Fig. 1058**  
Quick Release  
Vertical

**PROP 65**  
WARNING  
(Contains Lead)

Spare knob for zinc alloy bases: 1144A00BLK.

\* Refers to Prop65 Warning

## White All-Round Navigation Lights - Fixed Mount

### 2-mile (USCG 2nm) Certified - "Reduced Glare" Design

Use on Sail or Power Driven Vessels Under 20m (65.6 ft.) in Length

- Material: Polymer and Aluminum, Clear Fluted Lens and Frosted Globe
- Finish: White or Black
- Dimensions: Fig. 1342: Height: 5-3/8" Base O.D.: 1-1/2"  
Fig. 1345: Height: 8-1/4", Base: 1" x 2-5/8"
- Tube: 3/4" Anodized Aluminum
- Screw Size: #8
- Voltage: 12V LED
- Wattage: 4.5 watts
- Amperage: 0.35 amps
- Features: 360° "Reduced Glare" Design
- Fig. 1342: **Pipe Mount** - for 3/4" Pipe
- Fig. 1345: **Fixed Mount**



Fig. 1342

Fig. 1345

| Base Mount | Voltage | Retail Pkg. | OEM Bulk Pkg. |
|------------|---------|-------------|---------------|
| Fixed Mt.  | 12      | 1345DP1WHT  | 1345001WHT    |
| 3/4" Pipe  | 12      | -----       | 1342001BLK    |
| 3/4" Pipe  | 24      | -----       | 1342002BLK    |

L.E.D.'s have no user serviceable parts



### 2-mile (USCG 2nm) Certified

Use on Power Driven Vessels Under 20m (65.6 ft.) in Length

- Material: Polymer Top and Base, Clear Fresnel Globe
- Size #2: 3/4" Anodized Aluminum
- Finish: Black
- Dimensions: Height Size 1: 5-5/8", Base O.D.: 2-1/8"  
Height Size 2: 13"
- Contacts: Gold Plated
- Screw Size: #8
- Voltage: 12V (Bulb Included)
- Wattage: 7 watts
- Amperage: .58 amps
- Features: **Fixed Mount** - two pole length sizes



Fig. 0455 #1

Fig. 0455 #2

| Retail Pkg. | OEM Bulk Pkg. |
|-------------|---------------|
| 0455DP1CHR  | 0455001CHR    |
| 0455DP2CHR  | 0455002CHR    |



Fig. 0337



#### Spare Parts Information

##### FIG. 0455:

Bulbs: 0337011DP.  
Globe: 0248DP0CLR.



Fig. 0248



# Choosing A Replacement Pole Light

## 1. Select a Globe Style




- Globes come in 3 basic types:
1. White all-round Full Output allows for full cockpit illumination.
  2. White all-round Reduced Glare helps preserve night vision while under way.
  3. Bi-Color lights are used on the bow instead of a fixed surface mount light. Choose from models with or without integral white utility light.

## 2. Select a Rake Angle



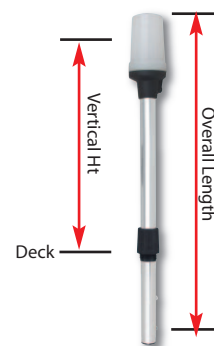
Rake is determined by the pole, base and base location angles. Rake is important for all reduced glare lights to insure that light output is correct. The most common rake angles are 0°, 5° and 16°. Custom made poles often have non-standard rake angles. Choose from 0°, 5°, 16°, 45° or fully adjustable versions (Delta, Stealth, and Omega Series).

## 3. Determine if the Key Slot Screw Position is Important



Most manufacturers insert screws into an upper or lower location on the pole to position the light and hold it properly oriented in the base. The location of this screw varies by manufacturer and model. Determine the key slot screw position needed for your base and match it to the pole you select. All Perko plug in bases accept the upper screw position and all Perko lights have an upper screw. Perko Alpha, Delta, Omega, and Stealth Series replacement lights offer the option to locate the screw in either place.

## 4. Determine the Pole Length



Navigation rules state that the center of the bulb filament of white lights must be mounted at least 1 meter (approx 40") above center of the filament of the red/green lights. The "vertical height" of a light is measured from the deck of the boat to the center of the light filament. Most pole lights (all of Perko's) are sold by their "nominal (or approximate) overall length". Three factors affect the difference between overall length and vertical height. 1) The depth the pole goes into the base is (typically less than two inches). 2) The distance from the filament to the top of the light is (typically less than an inch). 3) Rake angle can shorten the vertical height by as much as an inch (for bends under 16 degrees). So, as a general rule, the installed "vertical height" will be between 2 and 4 inches less than the nominal length of the pole. Select the shortest light that will insure that the requirements are met after taking this difference into account. Be sure the light is long enough to be seen over any obstructions. If this light is too long to store easily, consider a fold-in-half light for easier storage.

## 5. Determine a Collar Type



Some manufacturers use different types of collars to assure that their pole lights are held securely in the base. All Perko lights are shipped with at least one collar (a locking collar, a large threaded collar, or a small threaded collar). Determine whether a collar is needed for your base and match it by collar type to the pole you select. All Perko bases require collars.

## 6. Determine the Number of Pins



Bi-color lights are available with and without an integral white utility light. Those lights with a utility light require 3 contact pins. Determine if 2 or 3 contact pins are needed for your base and match it to the pole you select.

## LED White All-Round Navigation Lights - Removable Plug-in Mount

**2-mile (USCG 2nm) Certified** - Patent #D6652,161S  
 Use on Power Driven Vessels Under 20m (65.6 ft.) in Length

**Material:** Polymer Top and Collar with Clear Fluted Lens and 3/4" Aluminum Tube  
**Contacts:** Gold Plated  
**Voltage:** 12V LED  
**Wattage:** 1.5 watts  
**Amperage:** 0.1 amps  
**Base (2-Pin):** Locking collar fits Figs.1045, 1046, 1047, 1059, & 1060 bases  
 Threaded collar fits Fig. 1048 base

**Features:** The "Reduced Glare" design helps preserve night vision by reducing the amount of light wasted outside of the visibility zone and not attracting as many bugs.  
 LED: Sealed from the Environment

**Retail Pkg.:** **STEALTH** series universal replacement lights are designed to fit most other manufacturers' bases. They feature two collars (one threaded and one locking), two screw positions, and an adjustable head (wide 40°). Adjustability of the globe allows for proper horizontal alignment regardless of base configuration.

**OEM Bulk Pkg.:** These lights have fixed pole light heads with either 0° or 5° pole rake and single locking or threaded collar

**STEALTH Series**



**Fig. 1442 (Shown)**  
 Locking Collar  
 0° Rake  
 OEM Bulk Pkg.

**Fig. 1347 (Shown)**  
 Adj. Head  
 2 Collars  
 Retail Pkg.

| Approx. Pole Length | Catalog Number | Pole Rake, Collar, & Pkg. Type |                    |
|---------------------|----------------|--------------------------------|--------------------|
| 24                  | 1347DP2CHR     |                                |                    |
| 36                  | 1347DP4CHR     | Pole Rake:                     | Adjustable         |
| 42                  | 1347DP5CHR     | Collar:                        | Locking & Threaded |
| 48                  | 1347DP6CHR     | Package Type:                  | Retail             |
| 54                  | 1347DP7CHR     |                                |                    |
| 24                  | 1442002CHR     |                                |                    |
| 30                  | 1442003CHR     |                                |                    |
| 36                  | 1442004CHR     | Pole Rake:                     | 0°                 |
| 42                  | 1442005CHR     | Collar:                        | Locking            |
| 48                  | 1442006CHR     | Package Type:                  | OEM Bulk           |
| 54                  | 1442007CHR     |                                |                    |
| 60                  | 1442008CHR     |                                |                    |
| 24                  | 1447002CHR     |                                |                    |
| 30                  | 1447003CHR     |                                |                    |
| 36                  | 1447004CHR     | Pole Rake:                     | 5°                 |
| 42                  | 1447005CHR     | Collar:                        | Locking            |
| 48                  | 1447006CHR     | Package Type:                  | OEM Bulk           |
| 54                  | 1447007CHR     |                                |                    |
| 60                  | 1447008CHR     |                                |                    |
| 36                  | 1624004CHR     | Pole Rake:                     | 5°                 |
| 42                  | 1624005CHR     | Collar:                        | Threaded           |
| 48                  | 1624006CHR     | Package Type:                  | OEM Bulk           |
| 54                  | 1624007CHR     |                                |                    |
| 60                  | 1624008CHR     |                                |                    |

### Compatible Bases (2-Pin)



**Fig. 1045**  
 0° Rake

**Fig. 1047**  
 0° Rake

**Fig. 1059**  
 16° Rake

**Fig. 1046**  
 5° Rake

**Fig. 1060**  
 5° Rake

**Fig. 1048**  
 5° Rake

### Spare Parts Information

L.E.D.'s have no user serviceable parts

Bases Sold Separately - See Pages 58 & 59.

# LED White All-Round Navigation Lights - Removable Plug-in Mount

## 2-mile (USCG 2nm) Certified

Use on Power Driven Vessels Under 20m (65.6 ft.) in Length

- Material: Polymer Top and Collar with Clear Fluted Lens, Frosted Top, and 3/4" Aluminum Tube
- Contacts: Gold Plated
- Voltage: 12V LED
- Wattage: 4.5watts
- Amperage: 0.35 amps
- Base (2-Pin): Locking collar fits Figs.1045, 1046, 1047, 1059, & 1060 bases  
Threaded collar fits Fig. 1048 base

**Features:** The "Reduced Glare" advanced globe design helps preserve night vision by reducing the amount of light wasted outside of the visibility zone and offers improved visibility when in rough water and from above.

LED: Sealed from the Environment

**Retail Pkg.:** **Omega Series** - Universal replacement lights are designed to fit most other manufacturers' bases. They feature two collars (one threaded and one locking), two screw positions, and an adjustable head (wide 40°). Adjustability of the globe allows for proper horizontal alignment regardless of base configuration.

**OEM Bulk Pkg.:** These lights have fixed pole light heads with either 0° or 5° pole rake and single locking or threaded collar

| Approx. Pole Length | Catalog Number | Pole Rake, Collar, & Pkg. Type |
|---------------------|----------------|--------------------------------|
| 36                  | 1343DP4CHR     | Pole Rake: Adjustable          |
| 48                  | 1343DP6CHR     | Collar: Locking & Threaded     |
|                     |                | Package Type: Retail           |
| 24                  | 1440L02CHR     |                                |
| 30                  | 1440L03CHR     |                                |
| 36                  | 1440L04CHR     | Pole Rake: 0°                  |
| 42                  | 1440L05CHR     | Collar: Locking                |
| 48                  | 1440L06CHR     | Package Type: OEM Bulk         |
| 54                  | 1440L07CHR     |                                |
| 60                  | 1440L08CHR     |                                |
| 24                  | 1445L02CHR     |                                |
| 30                  | 1445L03CHR     | Pole Rake: 5°                  |
| 36                  | 1445L04CHR     | Collar: Locking                |
| 42                  | 1445L05CHR     | Package Type: OEM Bulk         |
| 48                  | 1445L06CHR     |                                |
| 54                  | 1445L07CHR     |                                |
| 60                  | 1445L08CHR     |                                |
| 36                  | 1622L04CHR     | Pole Rake: 5°                  |
| 42                  | 1622L05CHR     | Collar: Threaded               |
| 48                  | 1622L06CHR     | Package Type: OEM Bulk         |
| 54                  | 1622L07CHR     |                                |
| 60                  | 1622L08CHR     |                                |

Omega LED Style



**Fig. 1343 (Shown)**  
Adj. Head  
2 Collars  
Retail Pkg.

**Fig. 1622L (Shown)**  
Threaded Collar  
5° Rake  
OEM Bulk Pkg.

### Compatible Bases (2-Pin)



**Fig. 1045**  
0° Rake

**Fig. 1047**  
0° Rake

**Fig. 1059**  
16° Rake

**Fig. 1046**  
5° Rake

**Fig. 1060**  
5° Rake

**Fig. 1048**  
5° Rake

### Spare Parts Information

L.E.D.'s have no user serviceable parts

Bases Sold Separately - See Pages 58 & 59.



## White All-Round Navigation Lights - Removable Plug-in Mount

### 2-mile (USCG 2nm) Certified

Use on Power Driven Vessels Under 20m (65.6 ft.) in Length

- Material:** Polymer Top and Collar with Clear Fluted Lens, Frosted Top, and 3/4" Aluminum Tube
- Contacts:** Gold Plated
- Voltage:** 12V (Bulb Included)
- Wattage:** 9 watts
- Amperage:** .69 amps
- Base (2-Pin):** Locking collar fits Figs.1045, 1046, 1047, 1059, & 1060 bases  
Threaded collar fits Fig. 1048 base
- Features:** The Reduced Glare advanced globe design helps preserve night vision by reducing the amount of light wasted outside of the visibility zone and offers improved visibility when in rough water and from above.

**Retail Pkg.:** **Delta Series** - Universal replacement lights are designed to fit most other manufacturers' bases. They feature two collars (one threaded and one locking), two interchangeable globes (one reduced glare and one full output), two screw positions, and an adjustable head (wide 40°). Adjustability of the globe allows for proper horizontal alignment regardless of base configuration. Delta's list of features put it in a class by itself. **No Other** pole light system offers more.



**OEM Bulk Pkg.:** **Coastal Series** - These lights have fixed pole light heads with either 0° or 5° pole rake and single locking or threaded collar.

| Approx. Pole Length | Catalog Number | Pole Rake, Collar & Pkg. Type |                    |
|---------------------|----------------|-------------------------------|--------------------|
| 24                  | 1470DP2CHR     |                               |                    |
| 36                  | 1470DP4CHR     | Pole Rake:                    | Adjustable         |
| 42                  | 1470DP5CHR     | Collar:                       | Locking & Threaded |
| 48                  | 1470DP6CHR     | Package Type:                 | Retail             |
| 54                  | 1470DP7CHR     |                               |                    |
| 24                  | 1460002CHR     |                               |                    |
| 30                  | 1460003CHR     |                               |                    |
| 36                  | 1460004CHR     | Pole Rake:                    | 0°                 |
| 42                  | 1460005CHR     | Collar:                       | Locking            |
| 48                  | 1460006CHR     | Package Type:                 | OEM Bulk           |
| 54                  | 1460007CHR     |                               |                    |
| 60                  | 1460008CHR     |                               |                    |
| 24                  | 1465002CHR     |                               |                    |
| 30                  | 1465003CHR     |                               |                    |
| 36                  | 1465004CHR     | Pole Rake:                    | 5°                 |
| 42                  | 1465005CHR     | Collar:                       | Locking            |
| 48                  | 1465006CHR     | Package Type:                 | OEM Bulk           |
| 54                  | 1465007CHR     |                               |                    |
| 60                  | 1465008CHR     |                               |                    |
| 36                  | 1656004CHR     |                               |                    |
| 42                  | 1656005CHR     | Pole Rake:                    | 5°                 |
| 48                  | 1656006CHR     | Collar:                       | Threaded           |
| 54                  | 1656007CHR     | Package Type:                 | OEM Bulk           |
| 60                  | 1656008CHR     |                               |                    |

0239 Style  
Delta & Coastal Series



**Fig. 1470 (Shown)**  
Adj. Head  
2 Collars  
Retail Pkg.

**Fig. 1465 (Shown)**  
Locking Collar  
5° Rake  
OEM Bulk Pkg.

### Compatible Bases (2-Pin)



**Fig. 1045**  
0° Rake

**Fig. 1047**  
0° Rake

**Fig. 1059**  
16° Rake



**Fig. 1046**  
5° Rake

**Fig. 1060**  
5° Rake

**Fig. 1048**  
5° Rake

### Spare Parts Information

Bulbs: 0338DP2CLR  
Clear Globe: 0239DPOCLR  
Black/Clear Globe: 0239DP0BLK.



Bases Sold Separately - See Pages 58 & 59.



## White All-Round Navigation Lights - Removable Plug-in Mount



### 2-mile (USCG 2nm) Certified

Use on Sail or Power Driven Vessels Under 20m (65.6 ft.) in Length

- Material: Black Top and Collar, White Translucent Globe, and 3/4" Anodized Aluminum Tube
- Contacts: Gold Plated
- Voltage: 12V (Bulb Included)
- Wattage: 11 watts
- Amperage: .94 amps
- Base (2-Pin): Locking collar fits Figs. 1045, 1046, 1047, 1059, & 1060 bases  
Threaded collar fits Fig. 1048 base

Features: Traditional white translucent globe allows for all round visibility even when globe orientation is not horizontally aligned. In addition, this design also provides limited cockpit illumination.

**Retail Pkg.:** **Alpha Series** - Universal replacement lights are designed to fit most other manufacturers' bases. They feature two collars (one threaded and one locking), two screw positions, and a full output translucent globe (360°).



**OEM Bulk Pkg.:** These lights have fixed pole light heads with 0° pole rake and single locking or threaded collar.

| Approx. Pole Length | Catalog Number | Pole Rake, Collar, & Pkg. Type  |
|---------------------|----------------|---|
| 24                  | 1400DP2CHR     | Pole Rake: Adjustable<br>Collar: Locking & Threaded<br>Package Type: Retail |
| 30                  | 1400DP3CHR     |   |
| 36                  | 1400DP4CHR     |   |
| 42                  | 1400DP5CHR     |   |
| 48                  | 1400DP6CHR     |   |
| 54                  | 1400DP7CHR     |   |
| 60                  | 1400DP8CHR     |   |
| 24                  | 1403002CHR     | Pole Rake: 0°<br>Collar: Threaded<br>Package Type: OEM Bulk                 |
| 30                  | 1403003CHR     |   |
| 36                  | 1403004CHR     |   |
| 42                  | 1403005CHR     |   |
| 48                  | 1403006CHR     |   |
| 54                  | 1403007CHR     |   |
| 60                  | 1403008CHR     |   |
| 24                  | 1404002CHR     | Pole Rake: 0°<br>Collar: Locking<br>Package Type: OEM Bulk                  |
| 30                  | 1404003CHR     |   |
| 36                  | 1404004CHR     |   |
| 42                  | 1404005CHR     |   |
| 48                  | 1404006CHR     |   |
| 54                  | 1404007CHR     |   |
| 60                  | 1404008CHR     |   |

0201 Style  
Alpha Series



**Fig. 1400**  
(Shown)  
Retail Pkg.

**Fig. 1404**  
(Shown)  
Locking Collar  
0° Rake  
OEM Bulk Pkg.

### Compatible Bases (2-Pin)



**Fig. 1045**  
0° Rake

**Fig. 1047**  
0° Rake

**Fig. 1059**  
16° Rake

**Fig. 1046**  
5° Rake

**Fig. 1060**  
5° Rake

**Fig. 1048**  
5° Rake

### Spare Parts Information

Bulbs: 0337012DP.  
White Translucent Globe: 0201DP0WHT.



Fig. 0201



Fig. 0337

Bases Sold Separately - See Pages 58 & 59.

## White All-Round Navigation Lights - Removable Plug-in Mount

### 2-mile (USCG 2nm) Certified

Use on Power Driven Vessels Under 20m (65.6 ft.) in Length

- Material:** Polymer Top and Collar with Clear Fluted Lens and 3/4" Aluminum Tube
- Contacts:** Gold Plated
- Tube:** 3/4" Anodized Aluminum
- Voltage:** 12V (Bulb Included)
- Wattage:** 9 watts
- Amperage:** .69 amps
- Base (2-Pin):** Locking collar fits Figs.1045, 1046, 1047, & 1060 bases  
Threaded collar fits Fig. 1048 base
- Features:** The Original Reduced Glare advanced globe design helps preserve night vision by reducing the amount of light wasted outside of the visibility zone and not attracting as many bugs.

0238 Style  
Inland Series



**Fig. 1440**  
(Shown)  
Locking Collar  
0° Rake

**Fig. 1445**  
(Shown)  
Locking Collar  
5° Rake

| Approx. Pole Length | Catalog Number | Pole Rake, Collar, & Pkg. Type |
|---------------------|----------------|--------------------------------|
| 24                  | 1440002CHR     |                                |
| 30                  | 1440003CHR     |                                |
| 36                  | 1440004CHR     | Pole Rake: 0°                  |
| 42                  | 1440005CHR     | Collar: Locking                |
| 48                  | 1440006CHR     | Package Type: OEM Bulk         |
| 54                  | 1440007CHR     |                                |
| 60                  | 1440008CHR     |                                |
| 24                  | 1445002CHR     |                                |
| 30                  | 1445003CHR     |                                |
| 36                  | 1445004CHR     | Pole Rake: 5°                  |
| 42                  | 1445005CHR     | Collar: Locking                |
| 48                  | 1445006CHR     | Package Type: OEM Bulk         |
| 54                  | 1445007CHR     |                                |
| 60                  | 1445008CHR     |                                |
| 36                  | 1622004CHR     | Pole Rake: 5°                  |
| 42                  | 1622005CHR     | Collar: Threaded               |
| 48                  | 1622006CHR     | Package Type: OEM Bulk         |
| 54                  | 1622007CHR     |                                |
| 60                  | 1622008CHR     |                                |

### Compatible Bases (2-Pin)



**Fig. 1045**  
0° Rake

**Fig. 1047**  
0° Rake

**Fig. 1046**  
5° Rake

**Fig. 1060**  
5° Rake

**Fig. 1048**  
5° Rake

Bases Sold Separately - See Pages 58 & 59.



Fig. 0238



### Spare Parts Information

Bulbs: 0338DP2CLR.  
Globe: 0238DP0BLK.



Fig. 0338



## White All-Round Navigation Lights - Removable Plug-in Mount

### 2-mile (USCG 2nm) Certified

Use on Power Driven Vessels Under 20m (65.6 ft.) in Length

- Material: Fig. 1209: Brass and Polymer  
Fig. 1330: Zinc Alloy and Polymer
- Finish: Chrome Plated and Black
- Tube: 3/4" Anodized Aluminum
- Contacts: Gold Plated
- Screw Size: #8
- Voltage: 12V (Bulb Included)
- Wattage: 7 watts
- Amperage: .58 amps
- Base (2-Pin): Included
- Features: Stow-A-Way Plug-In Type pole.
- Fig. 1209: Waterproof cover for base that attaches to deck mounted retainer when light is in place.
- Fig. 1330: Waterproof snap on cover.



**Fig. 1330**  
16° Rake  
Plug-In

**Fig. 1209**  
16° Rake  
Plug-In

| Approx. Pole Length | Retail Pkg. | OEM Bulk Pkg. | Pole Rake & Base Dimensions             |
|---------------------|-------------|---------------|---|
| 24"                 | 1209DP2CHR  | 1209002CHR    | Pole Rake: 16°<br>Base: 3-3/8" x 2-1/4" |
| 30"                 | 1209DP3CHR  | 1209003CHR    |   |
| 36"                 | 1209DP4CHR  | 1209004CHR    |   |
| 24"                 | 1330DP2CHR  | 1330002CHR    | Pole Rake: 16°<br>Base: 3-3/4" x 1-5/8" |
| 30"                 | 1330DP3CHR  | 1330003CHR    |   |
| 36"                 | 1330DP4CHR  | 1330004CHR    |   |



**Fig. 1330**



Bulbs: 0337011DP.  
Globe: 0248DP0CLR.  
Fig. 1209 Bulb Socket: 0024DP2.  
Fig. 1209 Cap for Base: 0125DP0BLK.  
Fig. 1209 Base: 1209DP099A  
Fig. 1330 Base 1059P00DP.

### Spare Parts Information

Fig 1209 Poles Only:  
Size 2: 1209DP299A.  
Size 3: 1209DP399A.  
Size 4: 1209DP499A.

Fig 1330 Poles Only:  
Size 2: 1330DP299A  
Size 3: 1330DP399A.  
Size 4: 1330DP499A.



### Pole Light Storage Clips

Great for storing pole lights, gaffs, deck brushes and other boat accessories with pole handles

- Material: Soft Black or White U.V. Stabilized Polymer
- Finish: Black or White
- For Tube Dia.: 3/4 or 7/8 Inch
- Screw Size: #10 P.H.
- Dimensions: 3/4" x 2-1/4" x 1-5/8"



**Fig. 0477**



**Black**



**White**

| For Pole Dia. O.D. Size | Color | Retail Pkg.* | OEM Bulk Pkg.* |
|-------------------------|-------|--------------|----------------|
| 3/4                     | Black | 0477DP0BLK   | 0477000BLK     |
| 3/4                     | White | 0477DP0WHT   | 0477000WHT     |
| 7/8                     | Black | 0477DP1BLK   | -----          |



\*Sold in pairs.

## White All-Round Navigation Lights - Telescoping Pole Lights

### 2-mile (USCG 2nm) Certified

Use on Sail or Power Driven Vessels Under 20m (65.6 ft.) in Length

Material: Polymer Top and Collar, White Polymer Translucent Globe, Zinc alloy base  
 Finish: Black and Chrome Plated  
 Tube: 3/4" Anodized Aluminum  
 Voltage: 12V (Bulb Included)  
 Wattage: 11 watts  
 Amperage: .94 amps  
 Base: Included

Features: Telescoping pole with traditional white translucent globe allows for all round visibility even when globe orientation is not horizontally aligned. In addition, this design also provides limited cockpit illumination.

| Approx. Pole |             |               |   |
|--------------|-------------|---------------|---|
| Length       | Retail Pkg. | OEM Bulk Pkg. | Pole Rake & Base Dimensions             |
| 24"          | 1611DP2CHR  | 1611002CHR    | Pole Rake: 16°<br>Base: 3-3/4" x 1-5/8" |
| 30"          | 1611DP3CHR  | 1611003CHR    |   |
| 36"          | 1611DP4CHR  | 1611004CHR    |   |



**Fig. 1611**  
16° Rake  
Telescoping

### 2-mile (USCG 2nm) Certified

Use on Power Driven Vessels Under 20m (65.6 ft.) in Length

Material: Polymer Top and Collar, Zinc alloy base  
 Fig. 1311: Clear Fresnel Globe  
 Fig. 1361: "Reduced Glare Globe"  
 Finish: Chrome Plated, Black  
 Tube: 3/4" Anodized Aluminum  
 Screw Size: #8  
 Voltage: 12V (Bulb Included)  
 Fig. 1311 Fig. 1361  
 Wattage: 7 watts 9 watts  
 Amperage: .58 amps .69 amps  
 Base: Included Included

Features:

- Fig. 1311: Telescoping pole with locking collar and clear fresnel globe allows for all round visibility even when globe orientation is not horizontally aligned. In addition, this design also provides limited cockpit illumination.
- Fig. 1361: Telescoping pole, locking collar with "Reduced Glare" advanced design globe that helps preserve night vision by reducing the amount of light wasted outside of the visibility zone and offers improved visibility when in rough water and from above.

| Approx. Pole |             |               |   |
|--------------|-------------|---------------|---|
| Length       | Retail Pkg. | OEM Bulk Pkg. | Pole Rake & Base Dimensions             |
| 24"          | 1311DP2CHR  | 1311002CHR    | Pole Rake: 16°<br>Base: 3-3/4" x 1-5/8" |
| 30"          | 1311DP3CHR  | 1311003CHR    |   |
| 36"          | 1311DP4CHR  | 1311004CHR    |   |
| 24"          | 1361DP2CHR  | 1361002CHR    | Pole Rake: 16°<br>Base: 3-3/4" x 1-5/8" |
| 30"          | 1361DP3CHR  | 1361003CHR    |   |
| 36"          | 1361DP4CHR  | 1361004CHR    |   |



**Fig. 1311**  
16° Rake  
Telescoping

**NEW PRODUCT**  
**Fig. 1361**  
16° Rake  
Telescoping

### Spare Parts Information

**FIG. 1611:**  
Bulbs: 0337012DP.  
Globe: 0201DP0WHT.  
Telescoping Base: 1059T00DP

**FIG. 1311:**  
Bulbs: 0337011DP  
Fresnel Globe: 0248DP0CLR  
Telescoping Base: 1059T00DP

**FIG. 1361**  
Bulbs: 0338DP2CLR  
Black/Clear Globe: 0239DP0BLK.  
Telescoping Base: 1059T00DP







## White All-Round Navigation Lights

### Adjustable Rake plus two collars = Universal Replacement Lights

Note: Retail Packaged lights are designed to fit most other manufacturers' bases.

#### Retail Packaged Fold-in-Half Pole Lights

#### 2-mile (USCG 2nm) Certified

Use on Power Driven Vessels Under 20m (65.6 ft.) in Length

**Material:** Polymer Top and Collar with Clear Fluted Lens, Frosted Top and 3/4" Aluminum Tube  
**Finish:** Black  
**Contacts:** Gold Plated  
**Voltage:** 12V LED or 12V Incandescent (Bulb Included)  
**Wattage:** Delta 9 watts    Stealth LED 1.5 watts    Omega LED 4.5 watts  
**Amperage:** .69 amps    0.1 amps    0.35amps  
**Base (2-Pin):** Locking collar fits Figs.1045, 1046, 1047, 1059, & 1060 bases  
 Threaded collar fits Fig. 1048 base

**Features:** Fold-in-Half poles allow for long poles to be stored when not in use. The adjustability of the globe allows for proper horizontal alignment regardless of base configuration.

**Retail Pkg.:** Universal replacement lights are designed to fit most other manufacturers' bases. They feature two collars (one threaded and one locking), two screw positions, and an adjustable head (wide 40°).

**Delta Series:** Incandescent Light: Reduced Glare Includes the clear, full output globe which allows for improved visibility when in rough water and from above. Delta's list of features puts it in a class by itself. **No Other** pole light system offers more.

**Omega Series:** LED Reduced Glare offers the same benefits as the Delta Series but in an LED version.

**Stealth Series:** LED Reduced Glare design helps preserve night vision by reducing the amount of light wasted outside of the visibility zone and not attracting as many bugs.



#### Compatible Bases (2-Pin)



| Series      | Approx. Pole Length | Retail Pkg. |
|-------------|---------------------|-------------|
| Delta       | 48                  | 1451DP6CHR  |
| Delta       | 60                  | 1451DP8CHR  |
| Stealth LED | 48                  | 1349DP6CHR  |
| Stealth LED | 60                  | 1349DP8CHR  |
| Omega LED   | 48                  | 1348DP6CHR  |
| Omega LED   | 60                  | 1348DP8CHR  |

#### Spare Parts Information



**Delta Series:**  
 Bulbs: 0338DP2CLR.  
 Black/Clear Globe: 0239DP0BLK.  
 Clear Globe: 0239DP0CLR



Bases Sold Separately - See Pages 58 & 59.

L.E.D.'s have no user serviceable parts





## White All-Round Navigation Lights - Bulk Packaged Fold-in-Half Pole Lights

### OEM Bulk Packaged Fold-in-Half Pole Lights

#### 2-mile (USCG 2nm) Certified

Use on Power Driven Vessels Under 20m (65.6 ft.) in Length

|               |   |               |                    |                  |
|---------------|---|---------------|--------------------|------------------|
| Material:     | Polymer Top and Collar with Clear Fluted Lens and 3/4" Aluminum Tube  |               |                    |                  |
| Finish:       | Black   |               |                    |                  |
| Contacts:     | Gold Plated   |               |                    |                  |
| Voltage:      | 12V LED or 12V Incandescent (Bulb Included)                           |               |                    |                  |
|               | <u>Coastal</u>  | <u>Inland</u> | <u>Stealth LED</u> | <u>Omega LED</u> |
| Wattage:      | 9 watts   | 9 watts       | 1.5 watts          | 4.5 watts        |
| Amperage:     | .69 amps  | .69 amps      | 0.1 amps           | 0.35 amps        |
| Base (2-Pin): | Locking collar fits Figs.1045, 1046, 1047, 1060 bases.                |               |                    |                  |
| Features:     | Fold-in-Half poles allow for long poles to be stored when not in use. |               |                    |                  |

**OEM Bulk Pkg.:** These lights have fixed pole light heads with either 0° or 5° pole rake and single locking collar.

**Coastal Series:** Incandescent Light: Reduced Glare globe allows for improved visibility when in rough water and from above.

**Inland Series:** Incandescent Light: Reduced Glare design helps preserve night vision by reducing the amount of light wasted outside of the visibility zone and not attracting as many bugs.

**Omega Series:** LED: Reduced Glare offers the same benefits as the Coastal Series but in an LED version.

**Stealth Series:** LED: Reduced Glare offers the same benefits as the Inland Series but in an LED version.



**Fig. 1454 (Shown) Stealth Series with Locking Collar**

2  
Navigation Lights

| Series      | Aprox. Pole Length | Pole Rake | OEM Bulk Pkg. |
|-------------|--------------------|-----------|---------------|
| Inland      | 54                 | 0°        | 1450007CHR    |
| Inland      | 60                 | 0°        | 1450008CHR    |
| Inland      | 54                 | 5°        | 1455007CHR    |
| Inland      | 60                 | 5°        | 1455008CHR    |
| Coastal     | 54                 | 0°        | 1452007CHR    |
| Coastal     | 60                 | 0°        | 1452008CHR    |
| Coastal     | 54                 | 5°        | 1456007CHR    |
| Coastal     | 60                 | 5°        | 1456008CHR    |
| Stealth LED | 54                 | 0°        | 1454007CHR    |
| Stealth LED | 60                 | 0°        | 1454008CHR    |
| Stealth LED | 54                 | 5°        | 1459007CHR    |
| Stealth LED | 60                 | 5°        | 1459008CHR    |
| Omega LED   | 54                 | 0°        | 1450L07CHR    |
| Omega LED   | 60                 | 0°        | 1450L08CHR    |
| Omega LED   | 54                 | 5°        | 1455L07CHR    |
| Omega LED   | 60                 | 5°        | 1455L08CHR    |

### Locking Collar Compatible Bases (2-Pin)



**Spare Parts Information**




**Delta, Coastal, & Inland Series:**  
 Bulbs: 0338DP2CLR.  
 Black/Clear Globe: 0239DP0BLK.  
 Clear Globe: 0239DP0CLR



Fig. 0239 CLR Fig. 0239 BLK Fig. 0338

**Bases Sold Separately - See Pages 58 & 59.**

L.E.D.'s have no user serviceable parts



## Specialty Lights

### Heavy Duty Pole Lights . . .

. . . are manufactured using 7/8" diameter extruded tubing. Fifteen percent larger in diameter with a 33% thicker wall than standard welded tube pole lights, these pole lights are much stronger than standard counterparts. They are an ideal choice for high speed boats, those used in rough water, or when an extra long pole is needed. The matching base & collar are machined from Marinium (a special marine grade aluminum), making this light/base combination a great looking option for high end boats.

### Heavy Duty Poles allow for . . .

- Longer length lights
- Easy to store 2-piece poles
- Stronger assemblies
- Unique light heads
- Special mounting and bend options



### LED and Incandescent Options

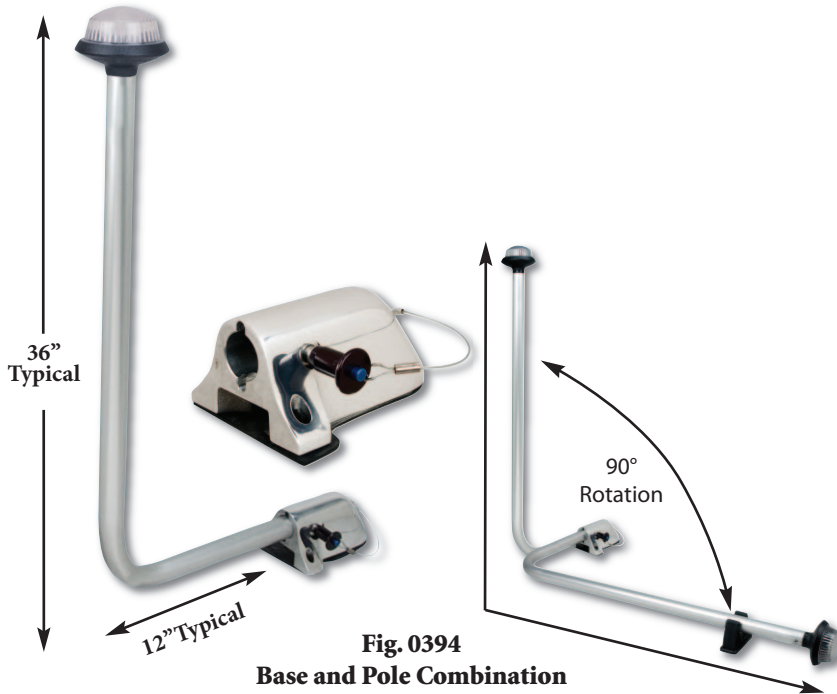


Fig. 0394  
Base and Pole Combination



## Specialty Lights

### Heavy Duty Pole Lights & Bases

#### 2-mile (USCG 2nm) Certified

Use on Power Driven Vessels Under 20m (65.6 ft.) in Length

#### Poles:

Material: Fig. 0390: Marinium Top and Clear Fresnel Globe  
 Fig. 0390L: White Polymer Top and Clear Fluted Lens  
 Fig. 0394: Black Polymer Top and Clear Fluted Lens  
**Tube: 7/8" Anodized Aluminum with Marinium Collar**

Rake: 0°

Voltage: Fig. 0390L: 12V LED  
 Fig. 0390/0394: 12V (Bulb Included)  
 Fig. 0390L Fig. 0390 Fig. 0394

Wattage: 4.5 watts 9 watts 9 watts  
 Amperage: .35 amps .69 amps .69 amps

Features: Fig. 0394 • Rotates 90° in Both Directions (Includes Fig. 0477 Pole Clip)  
 (See page 54)

#### Bases:

Material: Marinium Alloy Base & Cap with Polymer Gasket and Retainer  
 Tube: Fits 7/8" Anodized Aluminum Poles  
 Rake: 0°

#### Head and Base Options



Fig. 0390

Fig. 0390L  
LED

Fig. 0392  
Vertical Mt.

Fig. 0393  
Vertical Mt.

| Poles Length | Light Type | OEM Bulk Pkg. |
|--------------|------------|---------------|
| 48           | Bulb       | 0390006MAR    |
| 54           | Bulb       | 0390007MAR    |
| 60           | Bulb       | 0390008MAR    |
| 48           | L.E.D.     | 0390L06MAR    |
| 54           | L.E.D.     | 0390L07MAR    |
| 60           | L.E.D.     | 0390L08MAR    |



| Bases Projection | Dimensions       | Screw Size | Retail Pkg. | OEM Bulk Pkg. |
|------------------|------------------|------------|-------------|---------------|
| -----            | 2-3/8" O.D.      | #8         | 0391DP0MAR  | 0391000MAR    |
| 2-3/16           | 3-1/16" x 3-3/8" | #10        | -----       | 0392000MAR    |
| 2-3/16           | 3-1/16" x 4-1/2" | #10        | -----       | 0393000MAR    |

Cap, Retainer, and Gasket for Fig 0391 Base: 0391DP099A.  
 Cap, Retainer, and Gasket for Fig 0392 Base: 0392DP099A.  
 Cap, Retainer, and Gasket for Fig 0393 Base: 0393DP099A.

#### Folding Pole & Base Combination (See Page 54)

| Pole Length | Projection Base | Base Dimensions  | Screw Size | OEM Bulk Pkg. |
|-------------|-----------------|------------------|------------|---------------|
| 36          | 2-3/16"         | 3-1/16" x 4-1/2" | #10        | 0394000MAR    |

Fig. 0390L Pole (Shown)



Fig. 0391 Threaded Collar 2 Pin Base



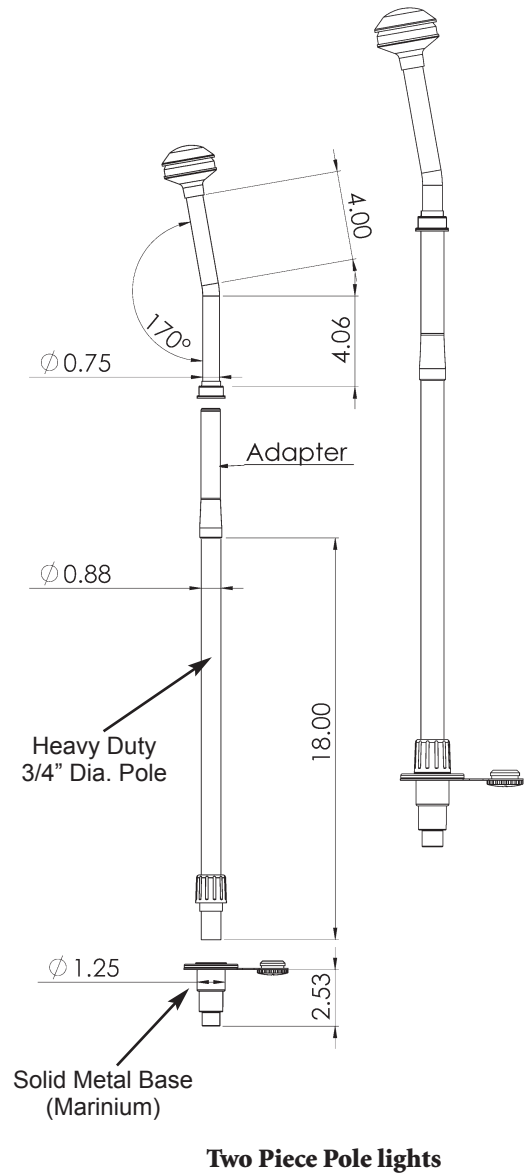
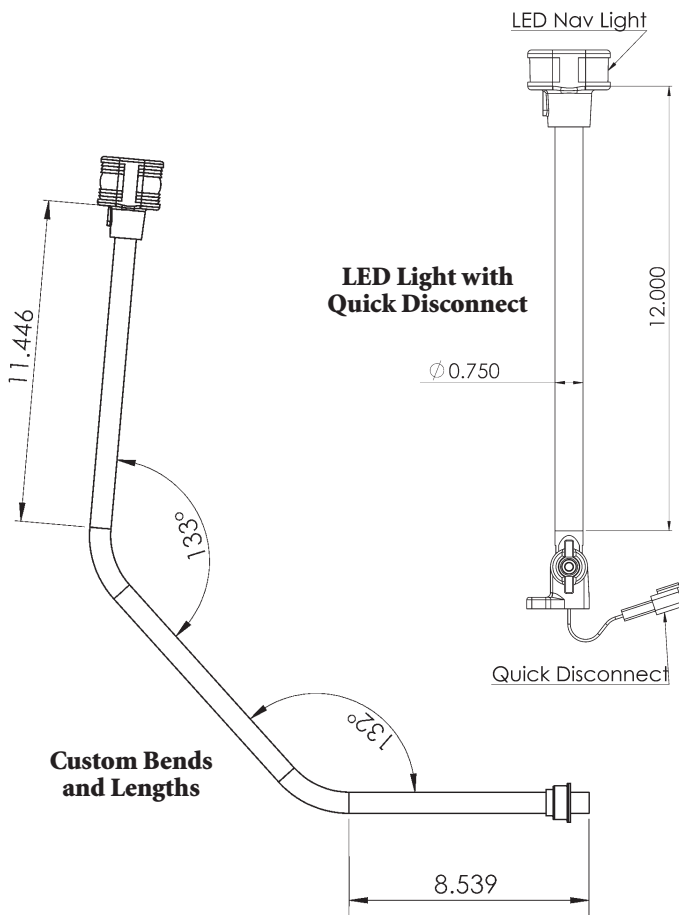
## Custom Light Manufacturing

### Customization Options:

- Special lengths
- Custom bends
- Unique pole diameters, materials, & finishes
- Two piece poles
- Color matching
- Popular quick disconnect terminations
- Non standard light base and head combinations

2

Navigation Lights




### HEAD OPTIONS



### BASE OPTIONS



### TERMINATION OPTIONS



Consult the factory for quick quotes and custom pole light samples.

## Mini-Mount Plug-In Bases

### Mini-Mount Plug-In Base (2 Pin and 3 Pin)

Material: Polymer with Optional Brass Insert  
 Finish: Black or Black with Chrome Plated Insert  
 Dimensions: 1-15/16" O.D.  
 Contacts: Gold Plated  
 Uses: Small Threaded Collar  
 Fits Perko Poles: Figs. 1614 and 1619 Bi-Color Pole Lights  
 Figs. 1401, 1441, 1441L, 1443,  
 and 1461 All Round Lights  
 For use with: 3/4" diameter poles, 0° Angle

- Features:
- No mounting hardware required
  - Installs with threaded nut from under the mounting surface.
  - Waterproof Snap-On Cover
  - Pigtail Leads
  - Tool available



**Fig. 1049 Base**  
Black



**Fig. 1441 (Shown)**  
Small Threaded Collar  
0° Rake



2  
Navigation Lights

Can be assembled with any PERKO® pole light head and the small threaded collar



Requires Poles with Small Threaded Collar

Mini-Mount base shown with tool (1049ITL99A) for easy installation

See Perko website for detailed pole light ordering information

| Finish       | Number of Pins | Retail Pkg. | OEM Bulk Pkg. |
|--------------|----------------|-------------|---------------|
| Black        | 2              | 1049P00DPB  | 1049P00BLK    |
| Chrome/Black | 2              | 1049P00DPC  | 1049P00CHR    |
| Black        | 3              | 10493B0DPB  | 10493B0BLK    |
| Chrome/Black | 3              | 10493B0DPC  | 10493B0CHR    |



**Fig. 1049**  
Chrome/Black

**Fig. 1049**  
Black

**Note: Base Requires Access from Underneath for Installation and Service**

**Fig. 1049 Spare Parts Ordering Information**  
 Black Cap for Base: 1049DPB99A  
 Black Cap with Chrome Brass Insert for Base: 1049DPC99A  
 Installation Tool: 1049ITL99A





## Pole Light Mounting Bases

### Fig. 1045

Material: Brass or Stainless Steel Ring, Polymer Base  
 Finish: Chrome Plated or Polished  
 Rake: 0°  
 Pins: 2 or 3 Pin  
 Contacts: Gold Plated  
 Collar: Fits 3/4" Poles with Locking Collar  
 Features: Waterproof Snap-On Cover & Pigtail Leads



Locking Collar



Fig. 1045  
0° Rake

### Figs. 1046 & 1047

Material: Brass or Stainless Steel Ring, Polymer Base  
 Finish: Chrome Plated or Polished  
 Contacts: Gold Plated  
 Rake: 0° or 5°  
 Pins: 2 or 3 Pin  
 Collar: Fits 3/4" Poles with Locking Collar  
 Features: Water Resistant Slide Cover & Pigtail Leads



Locking Collar



Fig. 1047  
0° Rake



Fig. 1046  
5° Rake

### Figs. 1059 & 1060

Material: Zinc Alloy and Polymer Base  
 Finish: Chrome Plated & Black  
 Contacts: Gold Plated  
 Rake: 5° or 16°  
 Pins: 2 or 3 Pin  
 Collar: Fits 3/4" Poles with Locking Collar  
 Features: Waterproof Snap-On Cover & Pigtail Leads



Locking Collar



Fig. 1059  
16° Rake



Fig. 1060  
5° Rake

### Fig. 1048

Material: Brass or Stainless Steel, Polymer Base  
 Finish: Chrome Plated or Polished with Black Base  
 Contacts: Gold Plated  
 Rake: 5°  
 Collar: Fits 3/4" Poles with Threaded Collar  
 Features: Waterproof Snap-On Cover & Pigtail Leads



Threaded Collar



Fig. 1048  
5° Rake

### Fig. 0391 - Heavy Duty Base

Material: Marinium Alloy Base & Cap with Polymer Gasket and Retainer  
 Finish: Polished  
 Contacts: Gold Plated  
 Rake: 0°  
 Collar: Fits 7/8" Poles with Threaded Collar  
 Features: Waterproof Threaded Cover & Pigtail Leads

Fig. 0391



### Figs. 1123 & 1124

Material: Zinc Alloy and Polymer Base  
 Finish: Chrome Plated & Black  
 Contacts: Gold Plated  
 Rake: 45°  
 Pins: 3 Pin  
 Collar: Fits 3/4" Poles with 1123 Threaded Collar  
 Features: Waterproof Screw On Cover for Base & Adapters for "V" or Flat Mounting



Screw On Collar



Fig. 1123-99A



Fig. 1124-99A

All Bases use Screw Size: #8

# Pole Light Mounting Bases

## Pole Light Mounting Base Compatibility Chart

|   |  |   |  |   |  |  |  |   |
|---|--|---|--|---|--|--|--|---|
|   |  |   |  |   |  |  |  |   |
| <b>Fig. 1045<br/>(2 Pin)<br/>0° Rake<br/>Fits Figs.</b>   | <b>Fig. 1046<br/>(2 Pin)<br/>5° Rake<br/>Fits Figs.</b>                    | <b>Fig. 1047<br/>(2 Pin)<br/>0° Rake<br/>Fits Figs.</b>   | <b>Fig. 1059<br/>(2 Pin)<br/>16° Rake<br/>Fits Figs.</b>             | <b>Fig. 1060<br/>(2 Pin)<br/>5° Rake<br/>Fits Figs.</b>                               | <b>Fig. 1048<br/>(2 Pin)<br/>5° Rake<br/>Fits Figs.</b>                        | <b>Fig. 1123<br/>2 Pin<br/>option<br/>available.<br/>Contact the<br/>factory for<br/>more<br/>information.</b> | <b>Fig. 1124<br/>2 Pin<br/>option<br/>available.<br/>Contact the<br/>factory for<br/>more<br/>information.</b> | <b>Fig. 0390<br/>(2 Pin)<br/>0° Rake<br/>Fits Figs.</b> |
| 1343 1450<br>1347 1451<br>1348 1452<br>1349 1460<br>1400 1454<br>1404 1470<br>1440 1612<br>1440L 1616<br>1442 | 1343 1447<br>1347 1451<br>1348 1455<br>1349 1456<br>1400 1465<br>1404 1470 | 1343 1442<br>1347 1450<br>1348 1451<br>1349 1452<br>1400 1454<br>1404 1460<br>1440 1470<br>1440L 1616 | 1330<br>1343<br>1347<br>1348<br>1349<br>1400<br>1404<br>1451<br>1470 | 1343 1451<br>1347 1455<br>1348 1456<br>1349 1465<br>1400 1470<br>1404<br>1445<br>1447 | 1343 1445L<br>1347 1470<br>1348 1622<br>1349 1624<br>1451 1656<br>1400<br>1403 |  |  | 0390<br>0390L   |
| <b>Fig. 1045<br/>(3 Pin)<br/>Fits Figs.</b>   |  | <b>Fig. 1047<br/>(3 Pin)<br/>Fits Figs.</b>   |  | <b>Fig. 1060<br/>(3 Pin)<br/>Fits Figs.</b>   |  | <b>Fig. 1123<br/>(3 Pin)<br/>Horiz. Mt.<br/>Fits Figs.</b>   | <b>Fig. 1124<br/>(3 Pin)<br/>Vert. Mt.<br/>Fits Figs.</b>  |   |
| 1211<br>1421  |  | 1211<br>1421  |  | 1212<br>1422  |  | 1123   | 1124   |   |
| 2-1/4" O.D.   | 3-1/2"x1-1/2"  | 3-1/2"x1-1/2"   | 3-3/4"x1-5/8"  | 3-3/4"x1-3/4"   | 3-1/2"x 2"   | 2-1/4" x 3/4"  | 3/4" x 2-1/4"  | 2-3/4" O.D.   |

2

Navigation Lights

## Pole Light Mounting Base Ordering Information

| Finish             | Collar Type | Number of Pins | Tube Angle Degrees | Retail Pkg. | OEM Bulk Pkg. |
|--------------------|-------------|----------------|--------------------|-------------|---------------|
| <b>2 Pin Bases</b> |             |                |                    |             |               |
| Chrome             | Locking     | 2              | 0                  | 1045P00DP   | 1045P00CHR    |
| Polished SS        | Locking     | 2              | 0                  | 1045P0SDP   | 1045P00STS    |
| Chrome             | Locking     | 2              | 5                  | 1046P00DP   | 1046P00CHR    |
| Polished SS        | Locking     | 2              | 5                  | 1046P0SDP   | 1046P00STS    |
| Chrome             | Locking     | 2              | 0                  | 1047P00DP   | 1047P00CHR    |
| Polished SS        | Locking     | 2              | 0                  | 1047P0SDP   | 1047P00STS    |
| Chrome             | Locking     | 2              | 16                 | 1059P00DP   | 1059P00CHR    |
| Chrome             | Locking     | 2              | 5                  | 1060PB0DP   | 1060PB0CHR    |
| Chrome             | Threaded    | 2              | 5                  | 1048P00DP   | 1048P00CHR    |
| Polished SS        | Threaded    | 2              | 5                  | 1048P0SDP   | 1048P00STS    |
| Marinium           | Threaded    | 2              | 0                  | 0391DPOMAR  | 0391000MAR    |
| <b>3 Pin Bases</b> |             |                |                    |             |               |
| Chrome             | Locking     | 3              | 0                  | 1045300DP   | 1045300CHR    |
| Polished SS        | Locking     | 3              | 0                  | 104530SDP   | 1045300STS    |
| Chrome             | Locking     | 3              | 0                  | 10473B0DP   | 10473B0CHR    |
| Polished SS        | Locking     | 3              | 0                  | 10473BSDP   | 10473B0STS    |
| Chrome             | Locking     | 3              | 5                  | 10603B0DP   | 10603B0CHR    |
| Chrome             | Threaded    | 3              | 45                 | 1123DP099A  | -----         |
| Chrome             | Threaded    | 3              | 45                 | 1124DP099A  | -----         |



## Spare Lenses For Navigation Lights For Vessels Under 20 Meters (65.6 ft.)

### 112-1/2° Lenses for Bi-Color/Tri-Color Lights

| Color     | Height  | Width           | Retail Pkg. |
|-----------|---------|-----------------|-------------|
| Red/Green | 1-5/16" | 2-1/8"          | 0247DP0LNS* |
| Red/Green | 1"      | 1-3/4"          | 0283DPALNS* |
| Red/Green | 1-1/4"  | 1-3/8"          | 0296DP0LNS* |
| Red/Green | 1-1/4"  | 2-3/16" O.D.    | 0297DP0LNS* |
| Red/Green | 2-1/2"  | 2"              | 0259DPALNS  |
| Red/Green | 1-1/2"  | 1"              | 0268DP0LNS  |
| Red/Green | 7/8"    | 1-5/8" x 13/16" | 0227DP0LNS* |
| Red/Green | 1-1/8"  | 3" x 1-5/8"     | 0241DP0LNS* |
| Red/Green | 1-1/2"  | 2-3/8"          | 0229DP0LNS* |



\*One Piece Lens

### 112-1/2° Lenses for Side Lights

| Color     | Height  | Width   | Retail Pkg. |
|-----------|---------|---------|-------------|
| Red       | 1-5/16" | 2-1/8"  | 0273DPRLNS  |
| Green     | 1-5/16" | 2-1/8"  | 0273DPGLNS  |
| Red       | 1-3/4"  | 1-1/16" | 0277DPRLNS  |
| Green     | 1-3/4"  | 1-1/16" | 0277DPGLNS  |
| Red       | 1"      | 1-3/4"  | 0298DPRLNS  |
| Green     | 1"      | 1-3/4"  | 0298DPGLNS  |
| Red       | 7/8"    | 1-5/8"  | 0228DPRLNS  |
| Green     | 7/8"    | 1-5/8"  | 0228DPGLNS  |
| Red       | 1-1/2"  | 2-3/8"  | 0232DPRLNS  |
| Green     | 1-1/2"  | 2-3/8"  | 0232DPGLNS  |
| Red/Green | 1"      | 1-9/16" | 0281DPALNS* |
| Red/Green | 1"      | 2-1/8"  | 0295DP0LNS* |
| Red/Green | 1-1/4"  | ----    | 0260DP0LNS* |



\*Set of 1 Red and 1 Green Lens

### 225° Lenses for Masthead Lights

| Color | Height | I.D.    | O.D.    | Retail Pkg. |
|-------|--------|---------|---------|-------------|
| Clear | 1"     | 1-9/16" | 2-3/16" | 0281DPAWHT  |
| Clear | 1-1/2" | 1"      | 1-1/4"  | 0278DPOWHT* |
| Clear | 1-1/2" | 1"      | 2-1/8"  | 0295DPOWHT  |



\*2 Pcs. per card

### 135° Lenses for Stern Lights

| Color | Height | I.D.    | O.D.    | Retail Pkg.  |
|-------|--------|---------|---------|--------------|
| Clear | 1-1/4" | 1-9/16" | 2-3/16" | 0074DPOWHT   |
| Clear | 1-1/2" | 1"      | 1-1/4"  | 0278DPOWHT*  |
| Clear | 1-1/4" | 1-9/16" | 2-3/16" | 0281DPAWHT   |
| Clear | ----   | ----    | 2"      | 0284DPOCLR** |
| Clear | ----   | ----    | 2-1/8"  | 0295DPOWHT   |



\*2 Pcs. per card \*\*Includes O-Ring

### 360° Lenses for All-Round Lights

| Color       | Height  | I.D.     | O.D.        | Retail Pkg. |
|-------------|---------|----------|-------------|-------------|
| White       | 3"      | 1-1/2"   | 1-9/16"     | 0201DPOWHT  |
| Clear       | 2-1/2"  | 1-11/16" | 2"          | 0248DPOCLR  |
| Frosted     | 2-1/2"  | 1-11/16" | 2"          | 0248000FRD* |
| Clear       | 3-5/16" | 3-3/16"  | ----        | 0261JROCLR* |
| Black/Clear | 2"      | ----     | 2-1/4"      | 0238DPOBLK  |
| Black/Clear | 2"      | ----     | 2-1/4"      | 0239DPOBLK  |
| Clear       | 2"      | ----     | 2-1/4"      | 0239DPOCLR  |
| Black/Clear | 1-1/8"  | ----     | 3" x 1-5/8" | 0240DP0LNS  |



\*0248000FRD 5 per box, 0261JROCLR 1 per box



## Bulbs for Navigation Lights - Ordering & Technical Information

For Vessels Under 20 Meters (65.6 ft.) in Length

### Double Contact Bayonet Base Bulb

| Nominal Voltage | Wattage | Amps | Retail Pkg. | Bulbs per Card | Bulb Diameter | Mfr. Lamp. No. |
|-----------------|---------|------|-------------|----------------|---------------|----------------|
| 12              | 7       | .58  | 0337011DP   | 2              | 3/4"          | 90             |
| 12              | 11      | .94  | 0337012DP   | 2              | 3/4"          | 1004           |
| 24              | 15      | .63  | 0337014DP   | 1              | 1"            | 306            |



Fig. 0337

### Double Contact Bayonet Base Bulb

Clear Type T-8, C-8, Filament - 1-3/8 Inch L.C.L.

| Nominal Voltage | Wattage | Amps | Standard Pkg. |
|-----------------|---------|------|---------------|
| 12              | 30      | 2.5  | 0374001CLR    |
| 24              | 30      | 1.3  | 0374002CLR    |
| 120             | 30      | .25  | 0374004CLR    |



Fig. 0374

### Double Contact Bayonet Indexing Base Bulb

| Nominal Voltage | Wattage | Amps | Standard Pkg. |
|-----------------|---------|------|---------------|
| 12              | 10      | .83  | 037512V10W    |
| 12              | 25      | 2.08 | 037512V25W    |
| 24              | 10      | .42  | 037524V10W    |
| 24              | 25      | 1.04 | 037524V25W    |



Fig. 0375

### Wedge Base Bulb

| Nominal Voltage | Wattage | Amps | Retail Pkg. | Bulb Dia. | Bulb Length |
|-----------------|---------|------|-------------|-----------|-------------|
| 12              | 5       | .35  | 0338DP1CLR  | 13/32"    | 1-1/16"     |
| 12              | 9       | .69  | 0338DP2CLR  | 5/8"      | 1-1/2"      |



Fig. 0338 #2



Fig. 0338 #1

### Festoon Bulbs - Double Ended

| Nominal Voltage | Wattage | Amps | Retail Pkg. | Bulb Dia. | Bulb Length |
|-----------------|---------|------|-------------|-----------|-------------|
| 12              | 8       | .70  | 0071DP8CLR  | 3/8"      | 1-1/8"      |
| 12              | 10      | .83  | 0069DP0CLR  | 3/8"      | 1-5/8"      |
| 12              | 10      | .74  | 0070DP0CLR  | 3/8"      | 1-11/16"    |
| 12              | 15      | .97  | 0070DP1CLR  | 9/16"     | 1-11/16"    |
| 12              | 10      | .80  | 0071DP0CLR  | 3/8"      | 1-1/8"      |
| 24              | 8       | .35  | 0072DP8CLR  | 3/8"      | 1-1/8"      |
| 24              | 10      | .42  | 0067DP1CLR  | 3/8"      | 1-11/16"    |
| 24              | 18      | .75  | 0067DP2CLR  | 9/16"     | 1-11/16"    |
| 24              | 10      | .40  | 0072DP1CLR  | 3/8"      | 1-1/8"      |



3/8" Dia.



9/16" Dia.

Fig. 0067

Fig. 0069

Fig. 0070

Fig. 0071

Fig. 0072



**Note: Bulbs MUST BE ORDERED in Standard or Dealer Package Quantities Only!**  
 Bulbs for Utility Lights, See Page 69. Bulbs for Navigation Lights Over 20m, See Commercial Catalog 315-C, Page C-35.  
 For bulbs for 32V Lights: Contact the Factory.

## Replacement Collars and Glare Shield for Plug-In Pole Lights

2

Navigation Lights

### Replacement Collar Set

The Collar Set Provides Collars to Fit All of PERKO's Plug-in Pole Lights

- Material: Black Polymer
- Finish: Black
- Contains: 1 each Locking, Large Threaded, Small Threaded, and Screw on Collars
- For use with: 3/4" diameter poles



Locking Collar



Threaded Collar



Sm. Threaded Collar



Screw On Collar



Fig. 0030DP0002  
4 Collar Set

**Description**  
4 Collar Set

**Retail Pkg.**  
0030DP0002

### Glare Shield

Can Be Installed without Removing Light

- Material: Black Polymer
- Finish: Black
- Dimensions: 6" x 4-5/16"
- For Use With: 3/4 Inch O.D. Tubing




Fig. 1192



Shown Installed

**Retail Pkg.**  
1192DP0BLK

**OEM Bulk Pkg.**  
1192000BLK

## LED Utility Lights

### LED Utility Lights

Material: Brass Frame  
 Finish: Chrome Plated  
 Dimensions: 7-1/4" x 1-1/2"  
 Installs In: 2-1/8" Diameter Hole  
 Screw Size: #6  
 Voltage: 12V LED  
 Wattage: 4 watt  
 Amperage: 0.31 amps  
 Features: Lab Rated LED Life 50,000 hours

**Fig 0606:** All white LED utility light

**Fig 0607:** White/Red LED utility light to preserve nighttime vision



**Fig. 0606 - White**



**Fig. 0607 - with Red On**



**Fig. 0607 - with White On**

| LED Color | Retail Pkg. | OEM Bulk Pkg. |
|-----------|-------------|---------------|
| White     | 0606DP0CHR  | 0606000CHR    |
| White/Red | 0607DP0CHR  | 0607000CHR    |



### Surface Mount Utility Lights

Material: Molded Polymer  
 Finish: Black or White  
 Dimensions: Length Overall: 1-7/8", Width: 9/16"  
 Screw Size: #6  
 Voltage: Fig 0137/0140      Fig. 0145  
                   12V (Bulb Included)    12V LED  
 Wattage: 1 watt                      .25 watts  
 Amperage: .08 amps                 0.02 amps  
 Features: **Figs. 0137/0140:** Diffused Light Cover  
                   **Fig. 0145:** LED with Shielded Light Cover



**Fig. 0145**



**Fig. 0137**



**Fig. 0140**

| Voltage    | Dealer Pkg. | OEM Bulk Pkg. |
|------------|-------------|---------------|
| 12V        | 0137DP0BLK  | 0137000BLK    |
| 12V        | 0140DP0NYN  | 0140000NYN    |
| 12V L.E.D. | 0145DP0NYN  | 0145000NYN    |



### LED Louvered Cockpit Utility Light

Looks like a vent but functions as a courtesy light

Material: Stainless Steel & Black Polymer  
 Finish: Polished  
 Dimensions: Width: 3-1/8", Height: 1-5/8"  
 Screw Size: #8  
 Voltage: 12V LED (Supplied with 6" pig tail wire leads)  
 Wattage: .25 watts  
 Amperage: 0.02 amps  
 Features: Uses less than half the energy draw of standard lights.



**Fig. 1033**

| Finish      | Retail Pkg. | OEM Bulk Pkg. |
|-------------|-------------|---------------|
| Polished SS | 1033DP1STS  | 1033001STS    |



## Cockpit Utility Lights

### Reduced Glare Clear Back Utility Light

The clear back allows light to shine both inside and outside of the mounting location

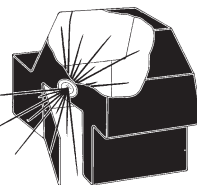
- Material: Brass or Stainless Steel with Clear Polymer Back  
 Finish: Chrome Plated or Polished  
 Dimensions: O.D.: 3", Depth: 1"  
 Installs In: 2-1/8" Diameter Hole  
 Screw Size: #8  
 Voltage: 12V (Bulb included), 24V with bulb change  
 Wattage: 10 watts  
 Amperage: .83 amps  
 Features:
  - Directs 80% of the light downward, thus reducing cockpit glare.
  - Ideal for mounting on center consoles, storage lockers, cabinets, and electronics boxes.



Fig. 1149

| Finish      | Retail Pkg. | OEM Bulk Pkg. |
|-------------|-------------|---------------|
| Chrome      | 1149DP112V  | 114900112V    |
| Polished SS | 1149DP1STS  | 1149001STS    |

Diagram of center console mt.



### Reduced Glare Design Cockpit Light

Directs 80% of the Light Downward, Thus Reducing Cockpit Glare

- Material: Brass, Stainless Steel, or Polymer with Polymer Base  
 Finish: Chrome Plated, Polished, or White  
 Dimensions: O.D.: 3", Depth: 1"  
 Installs In: 2-1/8" Diameter Hole  
 Screw Size: #8  
 Voltage: 12V (Bulb included), 24V with bulb change  
 Wattage: 10 watts  
 Amperage: .74 amps



Fig. 1146 Chrome

| Finish      | Voltage | Retail Pkg. | OEM Bulk Pkg. |
|-------------|---------|-------------|---------------|
| Chrome      | 12      | 1146DP112V  | 114600112V    |
| Chrome      | 24      | 1146DP224V  | 114600224V    |
| Polished SS | 12      | 1146DP1STS  | 1146001STS    |
| Polished SS | 24      | 1146DP2STS  | 1146002STS    |
| White       | 12      | 1146DP1WHT  | 1146001WHT    |
| White       | 24      | 1146DP2WHT  | 1146002WHT    |



Stainless



White



### Low Profile LED Ceiling Mount Utility Lights

- Material: Brass, Stainless Steel, or White PERKO-Kote with Polymer Base  
 Finish: Chrome Plated, Polished, or White  
 Dimensions: O.D.: 3"  
 Installs In: 2-1/8" Diameter Hole  
 Screw Size: #8  
 Voltage: 12V LED  
 Wattage: 4.5 watts  
 Amperage: 0.3 amps  
 Features: Uses less than half the energy draw of standard lights.



Fig. 1156 Chrome

| Finish      | Retail Pkg. | OEM Bulk Pkg. |
|-------------|-------------|---------------|
| Chrome      | 1156DP112V  | 115600112V    |
| Polished SS | 1156DP1STS  | 1156001STS    |
| White       | 1156DP1WHT  | 1156001WHT    |

Low profile side view



**Fig. 1149:**

Socket Assy: 114900099B.  
 Lens w/Gasket: 1146DP099A.  
 Mounting Flange: 094600099C

**Fig. 1146:**

Socket Assy: 114600099B.  
 Lens w/Gasket: 1146DP099A.  
 Mounting Flange: 094600099C

**Spare Parts Information**



**Fig. 1146 & 1149 Bulbs:**

12 Volt Bulbs: 0070DP0CLR.  
 24 Volt Bulbs: 0067DP1CLR.

## Utility Lights

### Flush Mount Utility Lights with Snap on Front Cover

- Material: Polymer  
 Finish: Black or White  
 Dimensions: 2-1/4" x 2-1/4", Depth: 15/16"  
 Installs In: 1-3/4" Diameter Hole  
 Screw Size: #6  
 Voltage: Fig. 1044                      Fig. 1074  
                   12V (Bulb included)    12V LED  
 Wattage:        3 watts                                .25 watts  
 Amperage:      .23 amps                                0.02 amps  
 Features:
- Concealed mounting screws
  - Easy to install
  - Flush mounting
  - Diffusion lens



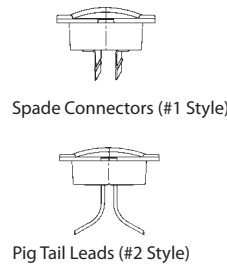
**Fig. 1044**  
Black



**Fig. 1074**  
LED White

- Style No. 1: Supplied with 1/4" Spade Connectors (Fig. 1044 only)  
 Style No. 2: Supplied with 7" Pig Tail Wire Leads

| Color | Style | Connection | Retail Pkg. | OEM Bulk Pkg. |
|-------|-------|------------|-------------|---------------|
| Black | 1     | Spade      | 1044DP1BLK  | 1044001BLK    |
| Black | 2     | Pig Tail   | 1044DP2BLK  | 1044002BLK    |
| White | 1     | Spade      | 1044DP1WHT  | 1044001WHT    |
| White | 2     | Pig Tail   | 1044DP2WHT  | 1044002WHT    |
| Black | LED 2 | Pig Tail   | 1074DP2BLK  | 1074002BLK    |
| White | LED 2 | Pig Tail   | 1074DP2WHT  | 1074002WHT    |



LED



Incandescent



### Adjustable Utility Light

- Material: Zinc Alloy  
 Finish: Chrome Plated  
 Dimensions: O.D. Overall: 2-5/8", Length Neck: 3/4", O.D. Neck: 7/8"  
 Installs In: 1" Diameter Hole  
 Screw Size: #6  
 Voltage: 12V (Bulb Included)  
 Wattage: 7 watt  
                   .58 amps  
 Features: Shield swivels to change light direction



**Fig. 1254**

| Type         | Dealer Pkg. |
|--------------|-------------|
| Incandescent | 1254DP0CHR  |



#### Spare Parts Ordering Information

**Fig. 1044**  
Bulbs: 1044DP099A.

**Fig. 1254:**  
Bulbs: 0337011DP.  
Socket: 0024DP1.



## Surface Mount Lights

### Surface Mount Dome Lights

Material: Zinc Alloy, Clear Polymer Lens with Black Vinyl Mounting Gasket  
 Finish: Fig. 0300: Chrome Plated  
 Dimensions: See Below  
 Screw Size: Size 0 & 1: #10 R.H., Size 2: #12 R.H.  
 Voltage: 12V (Bulb included)  
 Features: Push Switch with Water Resistant Boot



Fig. 0300

| O.D. Base Dimensions | Lens Size | Depth Overall | Wattage Supplied | Bulb Supplied | Amps | Max. Wattage | Retail Pkg. | OEM Bulk Pkg. |
|----------------------|-----------|---------------|------------------|---------------|------|--------------|-------------|---------------|
| 3-3/4"               | 3"        | 1-1/2"        | 7                |               | .58  | 11           | 0300DP0CHR  | 0300000CHR    |
| 5"                   | 4"        | 1-7/8"        | 11               |               | .94  | 17           | 0300DP1CHR  | 0300001CHR    |
| 6"                   | 5"        | 2"            | 17               |               | 1.44 | 17           | 0300DP2CHR  | 0300002CHR    |



### Surface Mount Dome Lights

Material: Zinc Alloy, Clear Polymer Lens with Black Vinyl Mounting Gasket  
 Fig. 1253: Ivory PERKO-KOTE  
 Dimensions: See Below  
 Screw Size: Size 1: #10 R.H., Size 2: #12 R.H.  
 Voltage: 12V (Bulb included)  
 Features: Push Switch with Water Resistant Boot



Fig. 1253

| O.D. Base Dimensions | Lens Size | Depth Overall | Wattage Supplied | Bulb Supplied | Amps | Max. Wattage | Retail Pkg. | OEM Bulk Pkg. |
|----------------------|-----------|---------------|------------------|---------------|------|--------------|-------------|---------------|
| 5"                   | 4"        | 1-7/8"        | 11               |               | .94  | 17           | 1253DP1WHT  | 1253001WHT    |
| 6"                   | 5"        | 2"            | 17               |               | 1.44 | 17           | 1253DP2WHT  | 1253002WHT    |



### Push Button Switch

Material: Black Polymer with Weather Resistant Cover  
 Voltage: Rated for 10 Amps at 12, 24 and 32 Volts  
 Features: Push-On, Push-Off



Fig. 0701



| Max. Thickness of Panel | Diameter Neck | Retail Pkg. |
|-------------------------|---------------|-------------|
| 1/8"                    | 3/8"          | 0701DP      |

### Spare Parts Information



Fig. 0337

**Figs. 0300 & 1253**  
 Bulbs for Size #0: 0337011DP.      Switch: 0701DP.  
 Bulbs for Size #1: 0337012DP.      Socket: 0024DP1.  
 Bulbs for Size #2: 0337013DP.      Lens: 0257DP, Specify Size; 3", 4" or 5"  
 NOTE: To use in a 24 volt system, order replacement bulb : 0337014DP.



## Surface Mount Lights



### Dimmer Capable LED Surface Mount Dome Light

Material: Zinc Alloy and Clear Polymer Lens  
 Finish: Chrome Plated or White PERKO•KOTE  
 Dimensions: O.D.: 3-5/8", Depth: 1"  
 Screw Size: #8 R.H.  
 Voltage: 12 Volt LED or 24 Volt LED  
 Wattage: 8 watts                      3 watts  
 Amperage: 0.66 amps                0.12 amps  
 Features: On/Off Switch



Fig. 1356

Chrome

White

| Finish | Voltage | Retail Pkg. | OEM Bulk Pkg. |
|--------|---------|-------------|---------------|
| Chrome | 12V     | 1356DP0CHR  | 1356000CHR    |
| Chrome | 24V     | 1356DP2CHR  | 1356002CHR    |
| White  | 12V     | 1356DP0WHT  | 1356000WHT    |
| White  | 24V     | 1356DP2WHT  | 1356002WHT    |

Please contact the factory for availability of devices for applications that require a Multiple Light Wall Dimmer Switch for Fig. 1356.



### Surface Mount Dome Lights with Red and White Bulbs

Material: Zinc Alloy, Clear Lens  
 Finish: Ivory PERKO•KOTE  
 Dimensions: O.D. Lens: 4"  
 Screw Size: #10 R.H.  
 Voltage: 12V (Bulbs Included)  
 Features:
 

- Three Position Toggle Switch (Red-Off-White)
- Red light helps preserve night vision



Fig. 1263

| O.D. Base Dimensions | Depth Overall | Wattage Bulb Supplied | Amps | Max. Wattage | Retail Pkg. | OEM Bulk Pkg. |
|----------------------|---------------|-----------------------|------|--------------|-------------|---------------|
| 5"                   | 1-7/8"        | 7                     | .94  | 18           | 1263DP1WHT  | 1263001WHT    |



### Bulkhead Light Fixture

Material: Zinc Alloy  
 Finish: Chrome Plated  
 Dimensions: Base: 2-1/2" x 1-3/4", Projection: 2-5/8"  
 Screw Size: #6 R.H.  
 Voltage: For Systems up to 50 Volts (Bulb not Included)  
 Features: Medium Screw Socket and Turn Switch



Fig. 0217

| Finish | Retail Pkg. |
|--------|-------------|
| Chrome | 0217DP0CHR  |

### Spare Parts Information



Fig. 0337

**Fig. 1263:**  
 Clear Bulbs: 0337012DP    Three Position Toggle Switch: 1263DP099A  
 Red Bulbs: 0337R12DP    Socket: 0024DP1  
 Lens: 0257DP4

**Fig. 0217:**  
 Bulb Socket Assembly with Switch and Knob: 0223.  
 Order Perko Bulb 0340, See Page 69.

## Surface Mount Lights

### Dome Light with Toggle Switch

- Material: Bronze with Clear Glass Lens  
 Finish: Chrome Plated  
 Dimensions: O.D. Lens: 6", O.D. Base: 7-7/8", Depth: 3-1/8"  
 Screw Size: #8  
 Voltage: Incandescent: For up to 50 volt systems (Bulbs Not Included)  
 LED: 12V AC/DC
- Features: **Incandescent Version:**
- Twin Double Contact Bayonet Sockets
  - Will Accommodate Two Bulbs up to 20 Watts Each



Fig. 0555



| Light Type   | Standard Pkg. | Voltage        |
|--------------|---------------|----------------|
| Incandescent | 0555000CHR    | Up to 50 Volts |
| LED          | 0555L00CHR    | 12V            |

### Dome Light with Toggle Switch

- Material: Wrought Brass with Frosted Glass Lens  
 Finish: Chrome Plated  
 Dimensions: O.D. Glass: 8", O.D. Base: 9-1/2", Depth: 4"  
 Screw Size: #10 R.H.  
 Voltage: Incandescent: For up to 50 volt systems (Bulbs Not Included)  
 LED: 12V AC/DC
- Features: **Incandescent Version:**
- Medium Screw Socket
  - Size No. 1 Has One Socket and Switch. Will Accommodate One Bulb Up To 50 Watts
  - Size No. 2 Has Two Sockets and Switches. Will Accommodate Two Bulbs Up To 25 Watts Each



Fig. 0753



| Light Type   | Standard Pkg. | Bulbs | Voltage        |
|--------------|---------------|-------|----------------|
| Incandescent | 0753001CHR    | 1     | Up to 50 Volts |
| Incandescent | 0753002CHR    | 2     | Up to 50 Volts |
| LED          | 0753L01CHR    | LED   | 12V            |

### Meal and Absent Light

- Material: Bronze with Blue & White Glass Globes  
 Finish: Chrome Plated  
 Dimensions: O.D. Globe: 2-1/2", Length: 9", Base: 3-3/8" x 1-3/4"  
 Screw Size: #8  
 Voltage: 12V (Bulb Not Included)  
 Wattage: 7 watts  
 Amperage: .58 amps
- Features:
- Double Contact Bayonet Sockets
  - Blue Owner Absent Light and White Mealtime Light
  - Replaces Blue and White Flags for Use at Night
  - For Mounting on Main Starboard Yardarm



Fig. 0329



| Light Type    | Standard Pkg. |
|---------------|---------------|
| Meal & Absent | 0329000CHR    |

**Figs. 0555:**  
 Bulb: Fig. 0337  
 Switch: 0514DP.  
 Lens: 0257DP6.  
 Socket: 0276000.

**Fig. 0753:**  
 Bulb: Fig. 0340, Switch, Cat. No. 0514DP.  
 Socket: 1323.  
 Flat Lens For Newer 0753 Style (4" Depth): 0132FLTFRD.  
 Curved Lens For Older 0753 Style (3" Depth): 0132CVDFRD.

#### Spare Parts Information



Fig. 0337 Fig. 0340

**Fig. 0329:**  
 Required Bulbs For 12 Volt: 0337011DP.  
 For 32 Volt Applications use ANSI 624 Bulb  
 Globes: Blue: 0250000BLU. White: 0250000WHT.  
 Socket: 0024DP1.

For Figs 0555 & 0753 Bulbs, refer to Page 69 for Bulb Selection.

## Spare Bulbs for Utility Lights

**Note: Bulbs Must Be Ordered in Standard or Retail Package Quantities Only!**

Bulbs for Navigation Lights Recreation Cat. 320 Page 61 and Commercial Cat. 315-C Page C-39

### Double Contact Bayonet Base Bulbs - Clear

| Nominal Voltage | Wattage | Amps | Retail Pkg. | Bulbs per Card | Bulb Diameter Inches | Mfr. Lamp No. |
|-----------------|---------|------|-------------|----------------|----------------------|---------------|
| 12              | 7       | .58  | 0337011DP   | 2              | 3/4                  | 90            |
| 12              | 11      | .94  | 0337012DP   | 2              | 3/4                  | 1004          |
| 12              | 18      | 1.53 | 0337R12DP*  | 2              | 1                    | 1142R         |
| 12              | 17      | 1.44 | 0337013DP   | 2              | 1                    | 1142          |
| 24              | 15      | .63  | 0337014DP   | 1              | 1                    | 306           |
| 120             | 15      | ---  | 0337023DP   | 2              | 7/8                  | 15T7          |

\* Red Bulb



Fig. 0337

### Festoon Bulbs - Double Ended Clear with Nickel Plated Brass

| Nominal Voltage | Wattage | Amps | Retail Pkg. | Bulb Dia. Inches | Bulb Length Inches |
|-----------------|---------|------|-------------|------------------|--------------------|
| 12              | 10      | .74  | 0070DP0CLR  | 3/8              | 1-11/16            |
| 12              | 15      | .97  | 0070DP1CLR  | 9/16             | 1-11/16            |
| 24              | 10      | .42  | 0067DP1CLR  | 3/8              | 1-11/16            |



Fig. 0067  
Fig. 0070

**PROP 65 WARNING**  
(Contains Lead)

### Medium Screw Bulbs

| Nominal Voltage | Wattage | Amps | OEM Bulk Pkg. | Type | L.C.L. Inches | Mfg. Lamp No. |
|-----------------|---------|------|---------------|------|---------------|---------------|
| 12              | 15      | 1.25 | 0340005FRD    | A-17 | 2-3/8         | 15-A          |
| 12              | 25      | 2.08 | 0340006FRD    | A-19 | 2-9/16        | 25-A          |
| 12              | 50      | 4.16 | 0340007FRD    | A-21 | 3-7/16        | 50-A21        |
| 32              | 15      | .47  | 0340011FRD    | A-17 | 2-3/8         | 15-A          |
| 32              | 25      | .78  | 0340012FRD*   | A-19 | 2-9/16        | 25-A          |
| 32              | 50      | 1.56 | 0340013FRD*   | A-21 | 3-7/16        | 50-A21        |



Fig. 0340

**Note: For High Power Bulbs and Sealed Beam Units for Searchlights, See website.  
Electric Bulbs Are Not Returnable. Order Carefully.**



## Searchlights

### XR Series Xenon Searchlights 15 Inch 500 Watt and 19 Inch 1600 Watt

Fig. 9304

Remote  
Distant Electric  
Control Base



Fig. 9854



### Solar-Ray® 19" Searchlight Options with either Wheel, Lever/Gear or Remote Electric Controls

1900 Series  
Wheel or Lever/Gear  
Control



For more Information on the XR Series and SolarRay® Series Searchlights  
See Perko's Website: [www.perko.com](http://www.perko.com), Commercial Catalog 315-C, or Contact the Factory.

## Searchlights

### Solar-Ray® Searchlights 10", 12" or 14" Diameter



**Fig. 0883 Series  
Deck Control**

**Fig. 0885 Series  
Wheel or Lever/Gear  
Control**



**Fig. 0884 Series  
Lever Control**



**Fig. 0314  
Pilot House Control  
Searchlight  
7" or 8" Diameter**



**Fig. 0887  
14" With Remote  
Distant Electric  
Control Base**

**Fig. 0305  
For Lever  
Control**



**Fig. 0313  
For Wheel or  
Lever/Gear  
Control**

**Sealed Beam Solar-Ray®  
8" Diameter Searchlights**

For more information on the XR Series and SolarRay® Series Searchlights  
See Perko's Website: [www.perko.com](http://www.perko.com), Commercial Catalog 315-C, or Contact the Factory.

## Removable Fog Bells

The 8 and 12 Inch Bells Listed on This Page Have Been Reviewed by the U.S. Coast Guard and Comply with C.G. 169 Regulations for Sound Signal Appliances as Required by Annex III Paragraph 2 of the '72 Colregs. The 8 Inch Size is for Use on Vessels Under 20 Meters (65.6 ft.) in Length. The 12 Inch Size is for Use on Vessels of any Length.

### Heavy Weight

Material: Cast Bronze  
 Finish: Plain, Polished, or Chrome Plated  
 Dimensions: 8" or 12" Bell Bottom  
 Screw Size: 1/4" F.H.

| Finish        | Bottom Diameter | Height Overall | Standard Pkg. |
|---------------|-----------------|----------------|---------------|
| Plain         | 8"              | 8"             | 0150008PLB    |
| Polished      | 8"              | 8"             | 0150008POL    |
| Chrome Plated | 8"              | 8"             | 0150008CHR    |
| Plain         | 12"             | 12"            | 0150012PLB    |
| Polished      | 12"             | 12"            | 0150012POL    |
| Chrome Plated | 12"             | 12"            | 0150012CHR    |



Fig. 0150 Chrome

**PROP 65 WARNING**  
(Contains Lead)

### Medium Weight

Material: Cast Bronze  
 Finish: Chrome Plated or Polished  
 Dimensions: 6" Bell Bottom  
 Screw Size: #8 F.H.

| Finish        | Bottom Diameter | Height Overall | Standard Pkg. |
|---------------|-----------------|----------------|---------------|
| Polished      | 6"              | 5"             | 0420006POL    |
| Chrome Plated | 6"              | 5"             | 0420006CHR    |



Fig. 0420 Polished



Fig. 0420 Chrome

**PROP 65 WARNING**  
(Contains Lead)

### Light Weight

Material: Stamped Brass  
 Finish: Plain or Chrome Plated  
 Dimensions: 6" or 8" Bell Bottom  
 Screw Size: #4 F.H.

| Finish        | Bottom Diameter | Height Overall | Retail Pkg. |
|---------------|-----------------|----------------|-------------|
| Plain         | 6"              | 4"             | 0159DP6PLB  |
| Chrome Plated | 6"              | 4"             | 0159DP6CHR  |
| Plain         | 8"              | 5"             | 0159DP8PLB  |
| Chrome Plated | 8"              | 5"             | 0159DP8CHR  |



Fig. 0159 Chrome



Fig. 0159 Plain

**PROP 65 WARNING**  
(Contains Lead)

4 Searchlights, Fog Bell and Sound Devices



## Fixed Mount Fog Bells

The 8 and 12 Inch Bells Listed on This Page Have Been Reviewed by the U.S. Coast Guard and Comply with C.G. 169 Regulations for Sound Signal Appliances as Required by Annex III Paragraph 2 of the '72 Colregs. The 8 Inch Size is for Use on Vessels Under 20 Meters (65.6 ft.) in Length. The 12 & 14 Inch Sizes are for Use on Vessels of any Length.

### Heavy Weight

Material: Cast Bronze  
 Finish: Plain, Polished, or Chrome Plated  
 Dimensions: 12" or 14" Bell Bottom  
 Screw Size: 1/4" R.H.



| Finish        | Bottom Diameter | Height Overall | Standard Pkg. |
|---------------|-----------------|----------------|---------------|
| Plain         | 12"             | 12"            | 0158012PLB    |
| Polished      | 12"             | 12"            | 0158012POL    |
| Chrome Plated | 12"             | 12"            | 0158012CHR    |
| Plain         | 14"             | 14"            | 0158014PLB    |
| Polished      | 14"             | 14"            | 0158014POL    |
| Chrome Plated | 14"             | 14"            | 0158014CHR    |

Fig. 0158 Polished



### Light Weight

Material: Wrought Brass  
 Finish: Plain  
 Dimensions: 12" Bell Bottom  
 Screw Size: #12 R.H.

Fig. 0179



| Finish | Bottom Diameter | Height Overall | Standard Pkg. |
|--------|-----------------|----------------|---------------|
| Plain  | 12"             | 8"             | 0179012PLB    |



### SPARE PARTS FOR BELLS ORDERING INFORMATION

For complete Spare Part No. Insert Finish Code: P or PLB, for Plain Bronze or Brass Finish (i.e. 0420P0699A or 0127000PLB). B or POL, for Polished Bronze or Brass Finish (i.e. 0420B0699A or 0127000POL). C or CHR, for Chrome Plated Finish (i.e. 0420C0699A or 0127000CHR).

| Figure No.     | SPARE PARTS            |                |                    |                   |                |
|----------------|------------------------|----------------|--------------------|-------------------|----------------|
|                | ARMS                   | WALL PLATES    | CLAPPERS           | EYE BOLTS         | ACORN NUTS     |
| Spare Part No. | Spare Part No.         | Spare Part No. | Spare Part No.     | Spare Part No.    | Spare Part No. |
| 0420-6"        | 0420_0699A             | 0127000_       | 0153008CHR         | 0113000CHR        | 0465004_       |
| 0150-8"        | 0171000_               | 0127000_       | 0144000_           | 0123000PLB        | 0465008_       |
| 0150-12"       | 0150_1299A             | 0150_1299B     | 0172000_*          | 0172000_*         | 0465009_       |
| 0158-12"       | 0158_99A*              | 0158_0099A*    | 0172000_*          | 0172000_*         | 0465009_       |
| 0158-14"       | 0158_99A*              | 0158_0099A*    | 0172000_*          | 0172000_*         | 0465009_       |
| 0179           | 017900099A*            | 017900099A*    | 0144000_           | 017900099B        | 0465008_       |
| 0159-6"        | 0159_0099A             | 0166000_       | 0159C0699B         | 0113000CHR        | 0465004_       |
| 0159-8"        | 0159_0099A             | 0166000_       | 0153008_           | 0113000CHR        | 0465004_       |
|                | *Includes Wall Bracket | *Includes Arm  | *Includes Eye Bolt | *Includes Clapper |                |

## Fog Horn, Ball Whistle, and Weatherstripping

### Fog Horn

Material: Aluminum, Nylon Mouthpiece  
 Finish: White Baked Enamel  
 Dimensions: Length: 12-1/2", 3-1/4" O.D.



Fig. 0162

|                        |                                  |
|------------------------|----------------------------------|
| <b>Finish</b><br>White | <b>Retail Pkg.</b><br>0162DP0WHT |
|------------------------|----------------------------------|



4

Searchlights, Fog Bell and Sound Devices

### "Ball Type" Whistle

Material: Polymer with 3/4" O.D. Stainless Steel Ring  
 Color: Orange  
 Dimensions: Length: 2-1/4", Width: 3/4"



Fig. 0349

|                        |                              |                              |
|------------------------|------------------------------|------------------------------|
| <b>Color</b><br>Orange | <b>Retail Pkg.</b><br>0349DP | <b>OEM Bulk Pkg.</b><br>0349 |
|------------------------|------------------------------|------------------------------|

Note: Figs. 0162 & 0349 Conform to A.B.Y.C. Standard A-23 in Accordance with the '72 COLREGS and U.S. Inland Rules for Use on Vessels Under 5 Meters (16.4 ft.) in Length.

### Portlight Weatherstripping

Material: Open Cell Foam Rubber  
 Color: Black  
 Dimensions: Max. Width: 7/16"  
 Min. Width: 1/4"  
 Height: 3/8"  
 Features: Supplied in Ten Foot Lengths




Fig. 0461

|                          |                          |
|--------------------------|--------------------------|
| <b>Length</b><br>10 Feet | <b>Std. Pkg.</b><br>0461 |
|--------------------------|--------------------------|

## U.S.C.G. Electrical Standards & Wiring Diagrams

**On January 31, 1977 the U.S.C.G. Published Safety Standards for Marine Electrical Systems. These Standards Cover Such Technical Details As:**

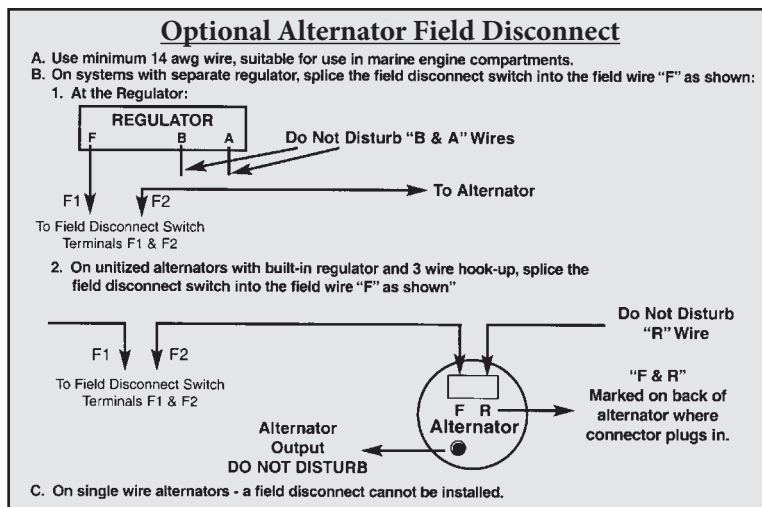
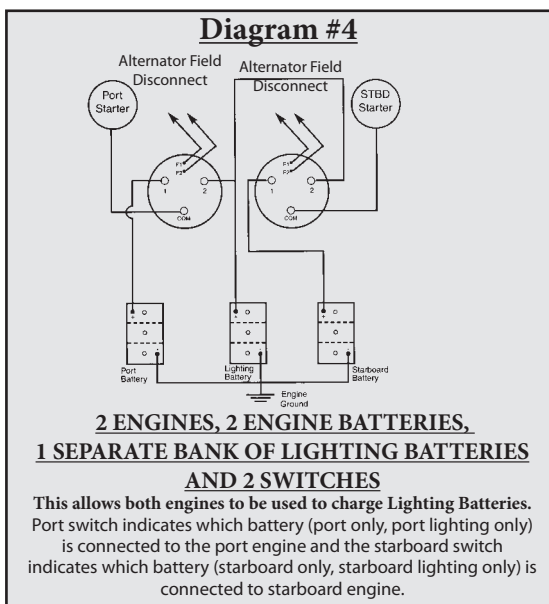
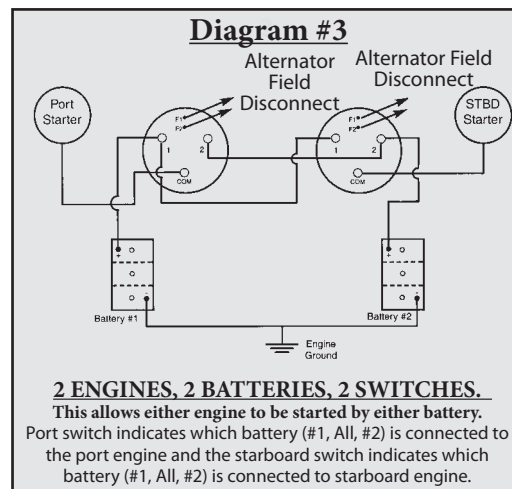
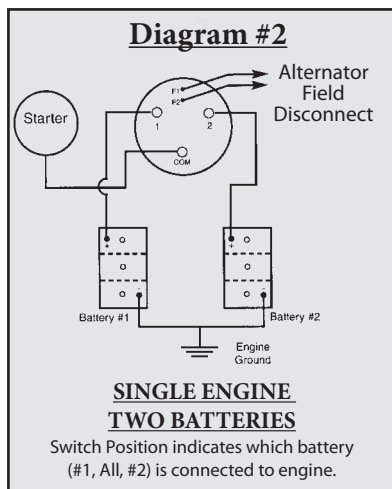
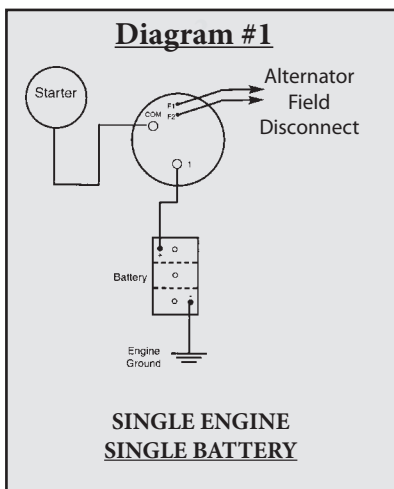
- Batteries and Associated Conductors
- Conductor Size and Ampacity
- Strain Relief and Pull Tests
- Termination Requirements
- Overcurrent Protection
- Ignition Protection
- Grounding
- Insulation

A particular electrical component may be affected by some or all of the above categories. Those categories related to product design have been complied with, however, many additional details must be considered by the installer of the equipment as well in order to achieve compliance with this standard. It is suggested that the actual standard be familiarized when installing equipment. Perhaps one of the most critical requirements is ignition protection. A product that is marked "Ignition Protected" can be used in that area of a boat that is not isolated from a gasoline fuel vapor source. Refer to the actual standard for a determination of what parts of a boat require Ignition Protected products.

If a product is not plainly marked "Ignition Protected" then assume it is not.

**For Details On All Of The Above, Obtain The Following: U.S.C.G. Safety Standards For Electrical Systems CFR Title 33, Chapter 1, Subchapter S, Part 183, Subpart I**

### Typical Battery Switch Wiring Diagrams





## Battery Switch Technical Information - How to Use PERKO Battery Switches

### Using Perko Battery On-Off Switches

There are many ways to use a Perko Battery On-Off Switch. The most obvious (and most common) is simply to use it to turn off your battery when in storage so that your battery does not drain as quickly and is ready to go when you are. Like all Perko products, these time-proven switches are made in the USA. All switches are ignition protected.

But for boats with multiple engines and multiple batteries, using multiple on-off switches (sometimes in conjunction with a selector switch) can provide different benefits.

Example 1: Running with a selector switch in the both position (see selector switches) may not fully charge all batteries. But adding on-off switches to the circuit you can force the alternator to charge the battery you want charged.

If you have any questions or doubt about how to use, install or wire any battery switch, consult a certified marine electrician.

**Battery disconnect switches** help manage the overall use of electrical power onboard. They are used to connect or disconnect electrical devices from the electrical system. They help to prevent battery drain during periods of inactivity. They allow for a quick and easy way to shut down the entire electrical system in an emergency. An optional key lock helps to prevent unauthorized use of the vessel.

Perko battery switches are designed for surface mounting. Standard duty disconnect switches have bright red polycarbonate reinforced housings for safety with large easy-to-turn black knobs. The housing of the heavy duty switches are red fiber-reinforced polycarbonate.

Models with an "Alternator Field Disconnect" feature offer protection for Non-Unitized Alternators should the switch accidentally be turned to the "OFF" position with the engine running.

High conductivity studs are long enough to handle more than 1 cable and strong enough for torque needed for secure connections. Optional spacer ring (PN 0462DP0RED) allows for the use of larger cables.

### Medium Duty Disconnect Switches.

#### **Figs. 9601-9604 Series:**

On-off switches are among the most popular battery switches ever produced. Their traditional Perko bolt circle makes for easy installation. These switches can be mounted in numerous locations, and as ignition protected switches, they can be installed in the engine rooms of gasoline powered boats.

Versions of this series of switches offer additional features such as alternator disconnect and key lock security.

### Compact Disconnect Switches.

#### **Figs. 9611 and 9612 Series:**

These on-off switches use the same traditional Perko footprint as the 9601-9604 Series. This makes for easy installation. These switches can be mounted in numerous locations. And as ignition protected switches, they can be installed in the engine rooms of gasoline powered boats.

Versions of the 9611 series of switches offer additional features such as alternator disconnect and key lock security.

Four removable skirt panels allow for easy cable connection from different directions. High conductivity studs are long enough to handle more than 1 cable and strong enough for torque needed for secure connections.

### New Concept Disconnect Switches.

#### **Fig. 9621 Series:**

These on-off switches offer a completely new approach to battery switches for small boats not normally equipped with the ability to shut off the electrical system. Their primary purpose is to prevent battery drain during regular periods of normal non-use.

An entirely new mounting system (designed specifically for small boats) makes these switches simple to install and to access on boats with limited space and low amperage draws. Simply cut a 3" hole, install the cup mounted switch with 4 screws, attach the cables and you're off. The integral lid closes flush to the mounting surface, protects the switch from the elements and provides a clean, professional look. To turn on or off, simply open the lid, turn the easy to hold key, and close the lid. No more dead battery.

Other series features include ignition protection, white or black mounting cups, panel and bulkhead mount options and a large plastic key that is retained or can be easily removed to prevent accidental actuation. A selector version (8521DP) is also available.

### Heavy Duty Disconnect Switches

#### **Fig. 9703 Series:**

On-off switches are among the most popular heavy duty battery switches ever produced. Their use of the traditional Perko bolt circle makes for easy installation, whether new or as a replacement. These switches can be mounted in numerous locations, and as ignition protected switches, they can be installed in the engine rooms of gasoline powered boats.

These heavy duty switches are rated at up to 450 amps continuous and 1,200 amps intermittent (see specifications). An alternator field disconnect feature is standard.

High conductivity studs are long enough to handle more than 1 cable and strong enough for torque needed for secure connections.

### Using Perko Battery Selector Switches.

There are many ways to use a Perko battery selector switch. Here is a simple way to think of the most common use.

Perko battery switches are designed for surface mounting and have bright red polycarbonate reinforced housings for safety with large easy-to-turn black knobs. Selector switches are designed with a "make before break" feature. This allows switching between the "1", the "ALL" and the "2" positions while the engine is running and the switches are ignition protected.

You always want to have enough power to start your engine to go back to shore. This begins by never leaving the dock without 2 fully charged batteries. For each trip, select one battery that you will use for your engine only for that day. Set the switch to that position (either "1" or "2"), start your engine and head out. Once there, shut off your engine and change the switch to the other position to run your accessories off the other battery. You can start and stop your engine as need be as you spend the day on the water.

**Battery selector switches** allow you to do everything a battery disconnect switch does and in addition they permit battery selection (of two or more batteries) for specific purposes including starting engines, running accessories or even recharging. They allow for the use of one or more batteries in



## Battery Switch Technical Information - How to Use PERKO Battery Switches

systems with one or more engines and facilitate putting batteries in parallel for emergency starting when one or both batteries are substantially discharged.

When you're done for the day, start your engine and head home. You will recharge that battery on your way back. But if you happened to drain it too much to start the engine, then just change the switch position to the other battery that is fully charged and you're on your way.

The "both" positions can be used in the event neither battery has enough power to start your engine. In this case using two badly discharged batteries together just may provide enough power to start. Note that running in the "both" position may not fully recharge both batteries. Recharging is best done with the switch set to either the 1 or 2 position. Once back at the dock, turn the switch to the "off" position to prevent either battery from draining while in storage.

High conductivity studs are long enough to handle more than 1 cable and strong enough for torque needed for secure connections. Optional spacer ring (PN 0462DP0RED) allows for the use of larger cables.

Always consult a certified marine electrician if you have any questions or doubt about how to use, install or wire any battery switch.

### Medium Duty Selector Switches

#### **Figs. 8501-8504 Series:**

This series of battery selector switches are among the most popular battery switches ever produced. Their use of the traditional Perko bolt circle makes for easy installation, whether new or as a replacement. These switches can be mounted in numerous locations and positions, and as ignition protected switches, they can be installed in the engine rooms of gasoline powered boats.

In addition to doing everything a battery disconnect switch does, battery selector switches permit battery selection (of two or more batteries) for specific purposes including starting engines, running accessories or even recharging. They allow for the use of one or more batteries in systems with one or more engines and facilitate putting batteries in parallel for emergency starting when one or both batteries are substantially discharged.

Versions of the 8501 Series switches offer additional features such as alternator disconnect and key lock security.

The 90° rotation feature allows users to feel the switches' position in no light situations and the classic shape of the knob makes it easy to turn.

### Compact Selector Switches

#### **Figs. 8511 and 8512 Series:**

Compact battery selector switches use the same traditional Perko bolt pattern as the 8501 series but with a smaller footprint. This makes for easy installation. These switches can be mounted in numerous locations and positions, and as ignition protected switches, they can be installed in the engine rooms of gasoline powered boats.

Versions of the 8511 series switches offer additional features such as alternator disconnect and key lock security.

Four removable skirt panels allow for easy cable connection from different directions. High conductivity studs are long enough to handle more than 1 cable and strong enough for torque needed for secure connections.

### New Concept Selector Switch.

#### **Fig. 8521 Series:**

These small selector switches offer a completely new approach to battery switches for small boats not normally equipped with the ability to shut off the electrical system. Their primary purpose is to prevent battery drain during regular periods of normal non-use. This selector version offers the option of adding a second battery to the system.

An entirely new mounting system (designed specifically for small boats) makes these switches simple to install and to access on boats with limited space and low amperage draws. Simply cut a 4" hole, install the cup mounted switch with 4 screws, attach the cables and you're off. The integral lid closes flush to the mounting surface, protects the switch from the elements and provides a clean, professional look. To turn on or off, simply open the lid, turn the easy to hold key and close the lid. No more dead battery.

Other series features include ignition protection, white or black mounting cups, panel and bulkhead mount options and a large plastic key that is retained or can be easily removed to prevent accidental actuation. An on-off version (9621DP) is also available.

### Heavy Duty Selector Switches

#### **Fig. 8603 Series:**

Perko 8603 battery selector switches are among the most popular heavy duty battery switches ever produced. Their use of the traditional Perko bolt circle makes for easy installation, whether new or as a replacement. These switches can be mounted in numerous locations, and as ignition protected switches, they can be installed in the engine rooms of gasoline powered boats.

These heavy duty switches are rated at up to 380 amps continuous and 850 amps intermittent (see specifications). An alternator field disconnect feature is standard. The 90° rotation feature of the knob allows users to feel the switches' position in no light situations, and the classic shape of the knob makes it easy to turn.

### Using Perko Cup Mount Battery Switches.

Perko's new "cup mount" system offers an entirely new approach to battery switch installations and gives owners of small boats an easy way to reduce the likelihood of a dead battery. Designed primarily for smaller boats with limited mounting location options, these switches offer an entirely new approach to battery switch installation. They let you mount a switch in places not normally thought of for switch installation like:

- On the side of center consoles
- Under seats
- Against exposed bulkheads

Switches are flush mounted on the surface with no protrusions to bump against and protected from the elements by a simple to open and close cover while the inner workings remain safely inside a compartment.

The cup mount switches are easy to install and simple to access while remaining completely out of the way.

# A NEW LOOK FOR BATTERY SWITCHES

*Create New Sales and Installation Opportunities*

*Introducing  
The Cup Mount*

5

Battery Switches and Electrical Components



**NEW  
PRODUCT**

**Ideal for:**

- Tenders
- Skiffs
- Flats Boats
- Inflatables
- Small Boats

**Mounts on:**

- Consoles
- Lockers
- Storage bulkheads
- Interior gunnel walls
- Under bench seats

**PERKO, INC.**

Manufacturer of Marine Navigation Lights, Hardware and Accessories for over 100 Years





# A SWITCH FOR ANY APPLICATION

*From a Trusted Brand in the Marine Industry*

- Proven Quality and Reliability
- Single Battery Disconnect or Dual Battery Selector Switch Options

See Pages 80-84

## Compact Design

### SINGLE BATTERY ON/OFF



**Backing Plate**  
For panel mount applications

### DUAL BATTERY SELECTOR



**Cup Mount**  
For recessed mounting applications



**Stand-Off**  
For bulkhead mounting applications

## Medium Duty



## Medium Duty +



## Heavy Duty



**PERKO, INC**

Manufacturer of Marine Navigation Lights, Hardware and Accessories for over 100 Years

## Cup Mount - Compact Battery Switches

### Cup Mount Options for Battery, Disconnect and Selector Switches, Ignition Protected

For use with alternators and generators 6-32 V.D.C. Marine Electrical Systems

Material: Polycarbonate Body with Nickel Plated Terminals  
 Finish: **Body:** Red and Black  
           **Cup:** Off White or Black  
 Dimensions: **9621:** Cup Diameter: 3-1/2", Installs in 3" Dia. Hole  
               **8521:** Cup Diameter: 4-1/2", Installs in 4" Dia. Hole  
 Screw Size: For Mounting Cup: #6  
 Terminal Stud Size: 3/8"  
 Rated: 140 Amps Continuous,  
        200 Amps 5 Min. Intermittent  
        250 Amps 30 Second Start

- Features:
- Small compact size
  - Attractive, durable easy open/close cover hides and protects switch face
  - Allows for easy battery switch access without opening hatches, doors or reaching into tight spaces
  - Removable actuator key

**Ideal For:** Tenders, Skiffs, Flats Boats, Inflatables or Small Boats

**Mounts On:** Consoles, Lockers, Storage Bulkheads, Interior Gunnel Walls or Under Bench Seats



**NEW PRODUCT**

**Fig. 9621 with Cup**



**Removable Actuator Key**



**Retail Package**

| Description                   | Cup Color | Retail Pkg. | OEM Bulk Pkg. |
|-------------------------------|-----------|-------------|---------------|
| Selector Switch with Cup      | Off White | 8521DPC     | 8521C         |
| Selector Switch with Cup      | Black     | 8521DPCBLK  | 8521BC        |
| Disconnect Switch w/Cup       | Off White | 9621DPC     | 9621C         |
| Disconnect Switch w/Cup       | Black     | 9621DPCBLK  | 9621BC        |
| <b>Spare Parts:</b>           |           |             |               |
| Spare Actuator Key - Fig 9621 |           | 9621DPOKEY  |               |
| Spare Actuator Key - Fig 8521 |           | 8521DPOKEY  |               |



**Cup Available Off White or Black**

**Fig. 8521 Selector Switch**

### Shown Mounted on Flats Boat Console



**Open**



**Closed**



## Panel and Bulkhead Mount - Compact Battery Selector & Disconnect Switches

### Compact Selector and Disconnect Switches, Ignition Protected

For use with alternators and generators 6-32 V.D.C. Marine Electrical Systems

Material: Polycarbonate Body with Nickel Plated Terminals  
 Finish: Red and Black  
 Dimensions: **9621:** Face: 3" x 2-1/2"  
                   **8521:** Face: 3-7/8" x 3-1/4"  
 Screw Size: #10  
 Terminal Stud Size: 3/8"  
 Rated: 140 Amps Continuous,  
 200 Amps 5 Min. Intermittent  
 250 Amps 30 Second Start

Installation: **9621:** Hole Size: 2-1/8"  
                   **8521:** Hole Size: 3"

Features:

- **Two mounting options:**
  - Panel mount with backing plate
  - Bulkhead mount with mounting legs
- Small compact size
- Removable actuator key

**Ideal For:** Tenders, Skiffs, Flats Boats, Inflatables or Small Boats

**Mounts On:** Consoles, Lockers, Storage Bulkheads, Interior Gunnel Walls or Under Bench Seats



**Fig. 9621**  
Disconnect Switch

**NEW**  
PRODUCT



**Fig. 8521**  
Selector Switch

| Description                         | Retail Pkg. | OEM Bulk Pkg. |
|-------------------------------------|-------------|---------------|
| Selector Switch w/Mtg Ring & Legs   | 8521DP      |               |
| Selector Switch Only w/Ring         | -----       | 8521R         |
| Selector Switch Only w/Legs         | -----       | 8521L         |
| Disconnect Switch w/Mtg Ring & Legs | 9621DP      | -----         |
| Disconnect Switch Only w/Ring       | -----       | 9621R         |
| Disconnect Switch Only w/Legs       | -----       | 9621L         |
| <b>Spare Parts:</b>                 |             |               |
| Fig. 8521: Spare Actuator Key       | 8521DP0KEY  |               |
| Fig. 9621: Spare Actuator Key       | 9621DP0KEY  |               |

### Mounting Options

#### Panel Mount with Backing Plate



#### Shown Mounted



#### Bulkhead Mount with Mounting Legs



#### Shown Mounted



Retail Packages includes both backing plate and mounting legs



Removable Actuator Key





## Compact Battery Selector & Disconnect Switches

### Compact Main Battery Selector & Disconnect Switches, Ignition Protected

For use with alternators and generators 6-32 V.D.C. Marine Electrical Systems  
Protected by the following U.S. Patents; Design 260,637 - 4,280,028 - 4,424,424



- Material: Polycarbonate Body with Brass Terminals  
Finish: Red and Black  
Dimensions: Width: 4", Height 4", Depth: 3"  
Rated: 315 Amps Continuous, 450 Amps 5 Min. Intermittent  
Terminal Stud Size: 3/8"
- Features:
- Higher Rating Capacity than the 8500 Series
  - Requires 1/3rd less space to mount
  - Same Bolt Pattern as Popular 8500 Series
  - Locking and Non-Locking Models
  - Smooth, Positive 90° Rotary Position Selector
  - Four removable skirt panels for easy cable access and mounting

Fig. 8511  
Selector Switch



Fig. 8512

- Fig. 8511: Selector Switch  
Fig. 8512: Selector Switch with Key Lock  
Fig. 9611: Disconnect (On/Off) Switch  
Fig. 9612: Disconnect (On/Off) Switch with Key Lock

| Features                 | Retail Pkg. | OEM Bulk Pkg. | Alternator Field Disconnect |
|--------------------------|-------------|---------------|-----------------------------|
| Selector w/o Key Lock    | 8511DP      | 8511          | No                          |
| Selector with Key Lock   | 8512DP      | 8512          | No                          |
| Disconnect w/o Key Lock  | 9611DP      | 9611          | No                          |
| Disconnect with Key Lock | 9612DP      | 9612          | No                          |

Surface Mount Trim Ring: 8511TRMRNG

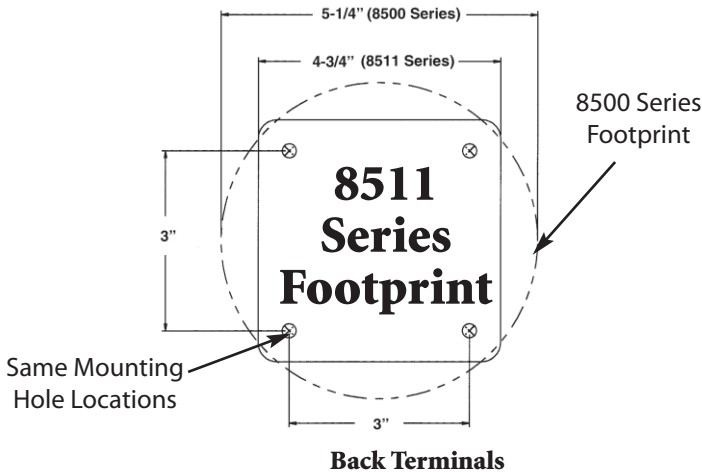


Fig. 9612  
Disconnect Switch



Fig. 9611

Disconnect Switch

Selector Switch



Surface Mounting Trim Ring Available




Illustration of removable skirt panels





## Medium Duty Battery Selector and Disconnect Switches

### Medium Duty, Main Battery Selector & Disconnect Switches, Ignition Protected

For use with alternators and generators 6-32 V.D.C. Marine Electrical Systems  
Protected by the following U.S. Patents; Design 260,637 - 4,280,028 - 4,424,424



Material: Polycarbonate Body with Brass Terminals  
Finish: Red and Black  
Dimensions: Diameter: 5-1/4", Depth: 2-5/8"

Rated: 250 Amps Continuous,  
360 Amps 5 Min. Intermittent

Terminal Stud Size: 3/8"

- Features:
- Smooth, Positive 90° Rotary Position Selector
  - Alternator Field Disconnect: When used with non-unitized alternators, these models will interrupt the field current (reducing the possibility of damage) if turned "OFF" with the engine running.

- Fig. 8501: Selector Switch
- Fig. 8502: Selector Switch with Key Lock
- Fig. 8503: Selector Switch w/Alt. Field Disc.
- Fig. 8504: Selector Switch with Key Lock and Alt. Field Disc.
- Fig. 9601: Disconnect (On/Off) Switch
- Fig. 9602: Disconnect (On/Off) Switch with Key Lock
- Fig. 9603: Disconnect (On/Off) Switch w/Alt. Field Disc.
- Fig. 9604: Disconnect (On/Off) Switch with Key Lock and Alt. Field Disc.

Fig. 8501  
Selector Switch



Fig. 8502



Fig. 8503



Fig. 8504

Fig. 9602  
Disconnect Switch with Ley Lock



Fig. 9601



Fig. 9603



Fig. 9604

| Features                 | Retail Pkg. | OEM Bulk Pkg. | Alternator Field Disconnect |
|--------------------------|-------------|---------------|-----------------------------|
| Selector w/o Key Lock    | 8501DP      | 8501          | No                          |
| Selector with Key Lock   | 8502DP      | 8502          | No                          |
| Selector w/o Key Lock    | 8503DP      | 8503          | Yes                         |
| Selector with Key Lock   | 8504DP      | 8504          | Yes                         |
| Disconnect w/o Key Lock  | 9601DP      | 9601          | No                          |
| Disconnect with Key Lock | 9602DP      | 9602          | No                          |
| Disconnect w/o Key Lock  | 9603DP      | 9603          | Yes                         |
| Disconnect with Key Lock | 9604DP      | 9604          | Yes                         |
| Cable Spacer             | 0462DP0RED  | 0462000RED    |                             |


#### Back Terminals

Disconnect Switch



with Alternator Field Disconnect

Selector Switch



without Alternator Field Disconnect

Fig. 0462



Optional Cable Spacer



## Heavy Duty Battery Selector and Disconnect Switches

### Heavy Duty Main Battery Selector Switch, Ignition Protected

For use with alternators and generators 6-32 V.D.C. Marine Electrical Systems  
Protected by the following U.S. Patents; Design 260,637 - 4,280,028 - 4,424,424

Material: Polycarbonate Body with Brass Terminals  
Finish: Red and Black  
Dimensions: Width: 5-1/2", Height 5-1/2", Depth: 3-5/8"  
Rated: 380 Amps Continuous,  
850 Amps 5 Min. Intermittent  
Screw Size: #10  
Terminal Stud Size: 1/2"  
Features: Selector Switch  
with Alternator Field Disconnect



Fig. 8603



**Features**  
Selector Switch

**Retail Pkg.**  
8603DP

**Alternator  
Field Disconnect**  
Yes

### Heavy Duty Main Battery Disconnect Switch, Ignition Protected

For use with alternators and generators 6-32 V.D.C. Marine Electrical Systems  
Protected by the following U.S. Patents; Design 260,637 - 4,280,028 - 4,424,424

Material: Polycarbonate Body with Brass Terminals  
Finish: Red and Black  
Dimensions: Width: 5-1/2", Height 5-1/2", Depth: 3-5/8"  
Rated: 450 Amps Continuous,  
1200 Amps 5 Min. Intermittent  
Screw Size: #10  
Terminal Stud Size: 1/2"  
Features: Disconnect (On/Off) Switch  
with Alternator Field Disconnect



Fig. 9703



**Features**  
Disconnect Switch

**Retail Pkg.**  
9703DP

**Alternator  
Field Disconnect**  
Yes



## In-line Fuse Holder, Cable Straps and Line Support Clips

### In-Line Fuse Holder

- Material: Molded Polymer  
 Dimensions: Length: 2-1/8", Diameter: 11/16"  
 Rated: 20 Amps at 12, 24 and 32 Volts For 1/4" x 1-1/4" Fuses  
 Voltage: 12V  
 Features: Includes 7-1/2" Wire Leads



Fig. 0786

| Type                | Retail Pkg. |
|---------------------|-------------|
| In-Line Fuse Holder | 0786DP      |

### Cable Strap

- Material: Ultra-Violet Stabilized Polymer for Weather Resistance  
 Dimensions: Width All Sizes: 1/2"  
 Screw Size: #4  
 Features: Eliminates the Need for Insulating Cushion



Fig. 0196

| I.D. Inches | Retail Pkg. | OEM Bulk Pkg. |
|-------------|-------------|---------------|
| 3/16"       | 0196DP1     | 0196001       |
| 1/4"        | 0196DP2     | 0196002       |
| 5/16"       | 0196DP3     | 0196003       |
| 3/8"        | 0196DP4     | 0196004       |
| 1/2"        | 0196DP5     | 0196005       |
| 5/8"        | 0196DP6     | 0196006       |
| 3/4"        | 0196DP7     | 0196007       |

Note: This Item Conforms to U.S.C.G. Electrical Standards. See page 75.

### Line Support Clips

- Material: Aluminum with Synthetic Rubber Cushion



Fig. 0163  
Single Line

| For O.D. Line | Width | Single Line Retail Pkg. | Double Line Retail Pkg. |
|---------------|-------|-------------------------|-------------------------|
| 1/4"          | 3/8"  | 0163DP2ALU              | -----                   |
| 3/8"          | 1/2"  | 0163DP4ALU              | 0164DP4ALU              |
| 1/2"          | 1/2"  | 0163DP5ALU              | 0164DP5ALU*             |
| 5/8"          | 1/2"  | 0163DP6ALU              | -----                   |



Fig. 0164  
Double Line

Note: This Item Conforms to U.S.C.G. Electrical Standards. See page 75.



5  
Battery Switches and Electrical Components

## Deck Connections & Cable Outlet

### Watertight Deck Connections

Material: Fig. 1189 Brass  
 Fig. 1190 Zinc Alloy  
 Finish: Chrome Plated  
 Dimensions: Height: 1-3/16", Diameter: 1-5/8"  
 Screw Size: #6  
 Rated: 15 Amps at 12, 24 and 32 Volts Polarized Double Contact Connector. Accepts up to #14 gauge stranded wire  
 Voltage: 12, 24, or 32V  
 Features: Includes flange gasket with integral waterproof cap for base when plug is removed



**Fig. 1189**  
**Chrome Plated Brass**  
**Fig. 1190**  
**Chrome Plated Zinc**

| Finish       | Retail Pkg. | OEM Bulk Pkg. |
|--------------|-------------|---------------|
| Chrome Brass | 1189DP0CHR  | 1189000CHR    |
| Chrome Zinc  | 1190DP0CHR  | 1190000CHR    |

**Note: These Items Are Not Ignition Protected.**

**Spare Parts Ordering Information**  
 Connector with Cover: 1189DP099A.  
 Connector Only: 0042.



### Watertight Cable Outlet

Material: Brass  
 Finish: Chrome Plated  
 Dimensions: Diameter Base: 1-1/4"  
 Screw Size: #4  
 Features:
 

- For 5/16 Inch O.D. Cable
- Equipped with Rubber Grommet for Watertight Passage of Cable



**Fig. 0424**  
**Chrome Plated Brass**

| Finish | Retail Pkg. |
|--------|-------------|
| Chrome | 0424DP0CHR  |



## FlushPro™ Valve and Winterizing Kit

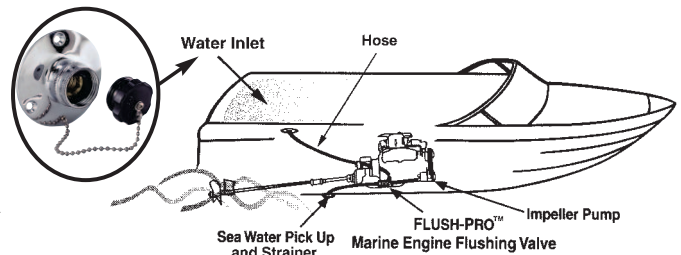
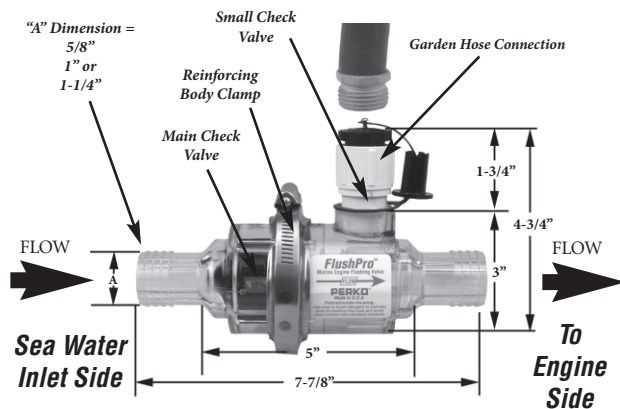
**FlushPro™ Marine Engine Flushing and Winterizing Valve** - Flush your boat engine safely and easily  
**Freshwater Flushing of Your Inboard is as Simple as Connecting a Garden Hose**

- Material: Polycarbonate, with Stainless Steel Spring  
 Finish: Clear  
 For Hose Sizes: 5/8", 1" or 1-1/4"  
 Features:
- Transparent body allows for visual inspection of water flow
  - Durable check valve system activated by water pressure from a garden hose
  - Check valve automatically shuts off hull intake when water pressure is applied
  - Adapter supplied with FlushPro™ makes winterizing your boat easy
  - Can be used with onboard generators



Fig. 0456

| Finish      | Hose Size "A" Dimension | Retail Pkg. | OEM Bulk Pkg. |
|-------------|-------------------------|-------------|---------------|
| Valve       | 5/8                     | 0456DP4     | 0456004       |
| Valve       | 1                       | 0456DP6     | 0456006       |
| Valve       | 1-1/4                   | 0456DP7     | 0456007       |
| Valve & Kit | 5/8                     | 0457DP4     | 0457004       |
| Valve & Kit | 1                       | 0457DP6     | 0457006       |
| Valve & Kit | 1-1/4                   | 0457DP7     | 0457007       |

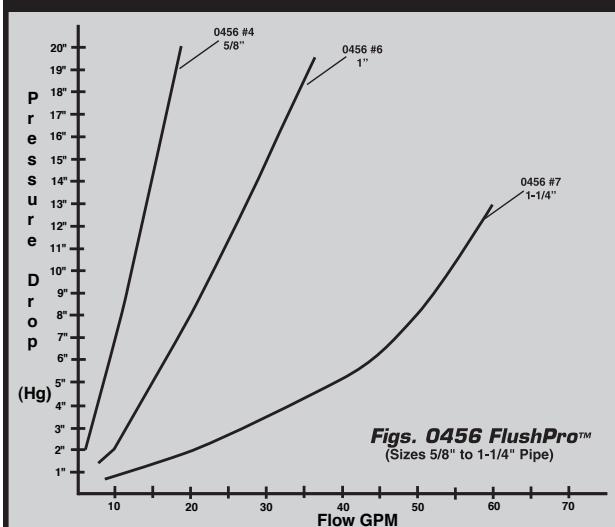


**PROP 65 WARNING**  
 (Contains Lead & DINP)

6

Underwater Hardware

FIG. 0456 - DIFFERENTIAL PRESSURE GRAPH



### FlushPro™ Marine Engine Flushing & Winterizing Kit

**Kit includes:**

- FlushPro™ Valve with Two Clamps
- Hose Fittings & Clamps
- 7' of Hose
- Fig. 0499 Water Inlet Fitting

Fig. 0457





## Intake Water Strainers

### Flushing Strainer

Freshwater flushes your inboard or generator simply and easily

Material: Cast Bronze, Stainless Steel Basket and Clear Polycarbonate Cylinder  
 For Pipe Sizes: 1/2" to 1-1/4" NPT  
 Uses: For Flushing, Winterizing and acts as an Emergency Bilge Pump

- Features:
- Handle Indicates Flow Direction
  - Top Casting Removes Easily for Basket Cleaning
  - Reversible Bulkhead Mounting Option
  - Smooth Acting, Low Torque Ball Valve
  - Internal Cam Seals Fresh Water Intake During Normal (Through Strainer) Operation
  - Uses Standard Perko Strainer Replacement Parts (Gaskets, Cylinders, Nuts, and Tie Rods)
  - Designed for easy installation and cleaning
  - Mounting lugs cast into both sides to assure universal mounting
  - Four outside tie rods
  - Stainless steel strainer basket minimizes electrolysis
  - 0.079" Screen hole diameter provides 47% open area, among the highest in the industry for cylindrical strainer baskets.
  - Hinged lugs on cover permit easy removal and cleaning of the strainer basket
  - A drain plug in the bottom casting for easily removing sediment and draining for winterizing





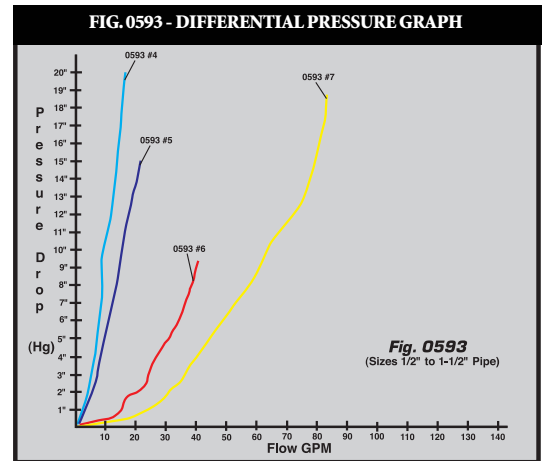
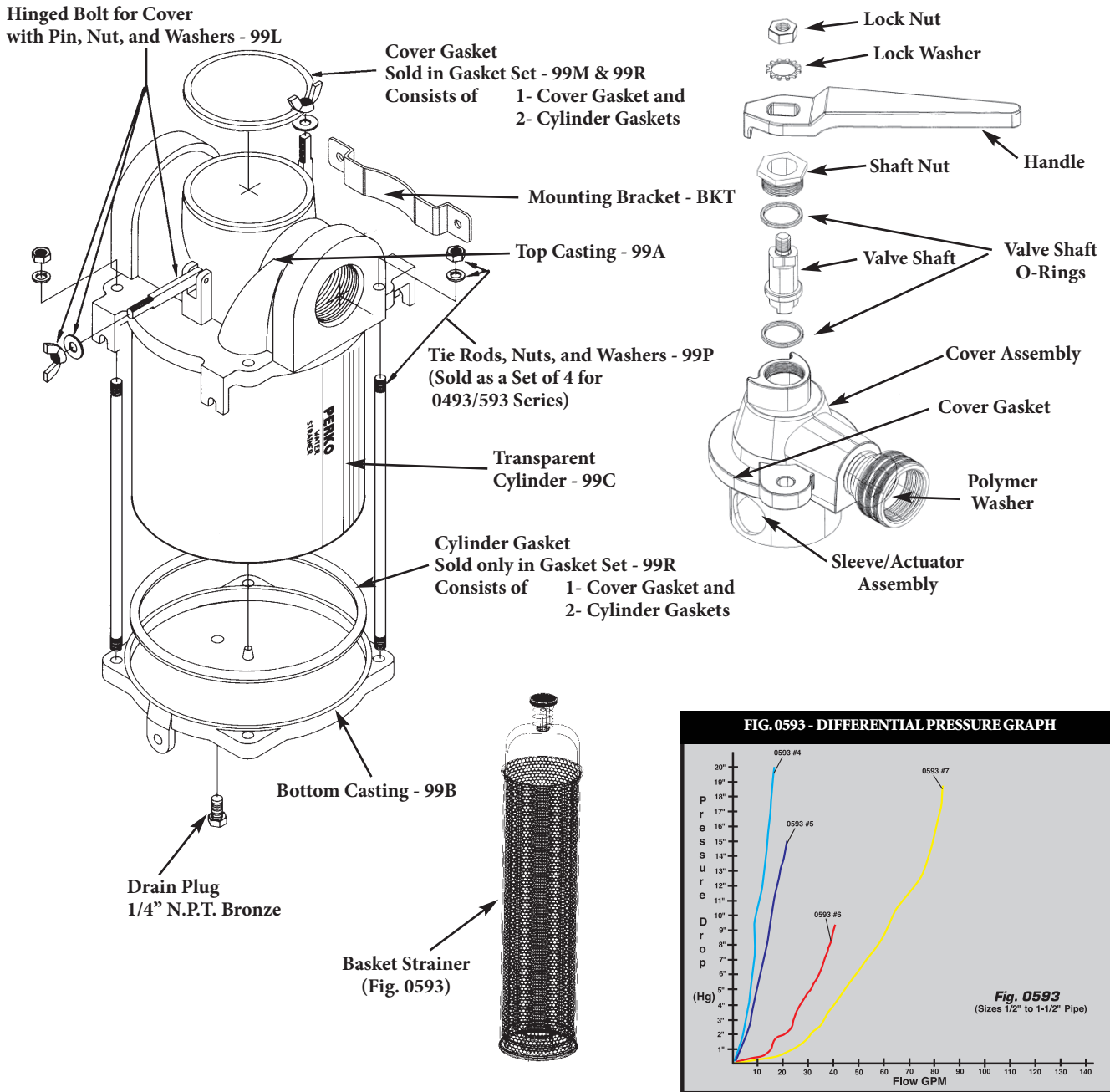
Fig. 0593



| Pipe Size | Height Overall | Width Overall | Standard Pkg. | Dimensions Cylinder | Dimensions Basket  | Open Area To Pipe Size Ratio | Spare Gasket Kit* Retail Pkg. |
|-----------|----------------|---------------|---------------|---------------------|--------------------|------------------------------|-------------------------------|
| 1/2"      | 5-3/4"         | 4-1/2"        | 0593004PLB    | 3-1/2" x 4"         | 1-13/16" x 4-1/16" | 30:1                         | 0493DP599R                    |
| 3/4"      | 8-3/8"         | 4-1/2"        | 0593005PLB    | 3-1/2" x 6"         | 1-13/16" x 6-1/4"  | 25:1                         | 0493DP599R                    |
| 1"        | 9-1/2"         | 5-1/2"        | 0593006PLB    | 4-1/2" x 5-1/2"     | 2-5/8" x 5-7/8"    | 20:1                         | 0493DP799R                    |
| 1-1/4"    | 10"            | 5-1/2"        | 0593007PLB    | 4-1/2" x 6"         | 2-5/8" x 6-1/4"    | 13:1                         | 0493DP799R                    |

\*Spare Gasket Kit Consists of: 1 Cover Gasket and 2 Cylinder Gaskets

## Fig. 0593 Flushing Strainer Spare Parts



### Spare Parts Information For Fig. 0593 Flushing Strainer Only

| Description        | Spare Part Code | Sample Part Number | Package | Description     | Spare Part Code | Sample Part Number | Package |
|--------------------|-----------------|--------------------|---------|-----------------|-----------------|--------------------|---------|
| Handle (Fig. 0805) | 99D             | 080500599D**       | Boxed   | Cover Assy.     | 99C             | 059300499C         | Boxed   |
| Valve Shaft        | 99A             | 059300499A         | Boxed   | Basket Strainer | 99D             | 059300499D         | Boxed   |
| Sleeve Assy.       | 99B             | 059300499B         | Boxed   |                 |                 |                    |         |

\*\* For Complete Handle Part Numbers See Fig. 0805 on page 98.

### Intake Water Strainer & Flushing Strainer Common Spare Parts Ordering Information

For Spare Part No. Insert a Spare Part Code Listed Below in Place of the "PLB" in the Strainer's Catalog Number (i.e., 049300699A, Top Casting for 1" (#6) Strainer).

| Description                      | Spare Part Code | Sample Part Number | Package | Spare Part Description               | Sample Code | Part Number | Package |
|----------------------------------|-----------------|--------------------|---------|--------------------------------------|-------------|-------------|---------|
| Top Casting                      | 99A             | 049300499A         | Boxed   | Rubber Gasket Kit Consists of:       |             |             |         |
| Bottom Casting                   | 99B             | 049300499B         | Boxed   | 1- Cover Gasket and                  |             |             |         |
| Transparent Cylinder             | 99C             | 049300499C         | Boxed   | 2- Rubber Cylinder Gaskets           | 99R*        | 0493DP599R  | Bag     |
| Cover with Gasket                | 99E             | 049300499E         | Boxed   | Tie Rods, Nuts, and Washers          |             |             |         |
| Cork Cover Gasket Kit (Set of 2) | 99N             | 0493DP599N         | Bag     | Consists of (4 Each for 0493 Series) | 99P         | 0493DP499P  | Bag     |

## Clear Body Intake Water Strainer

### Lightweight Intake Water Strainer with Clear Body

**Material:** Cast Bronze with Clear Polycarbonate Body and Stainless Steel Basket

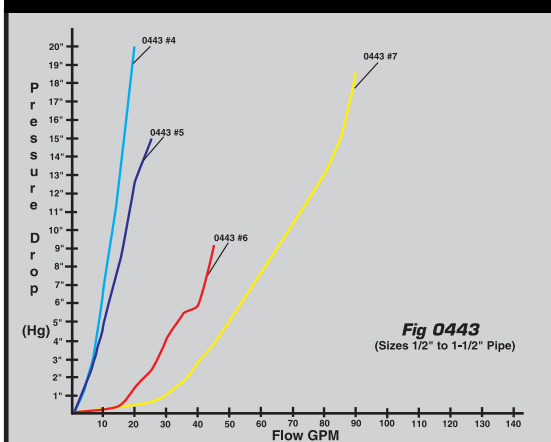
**For Pipe Sizes:** 1/2" to 1-1/4" NPT

- Features:**
- Many Replacement Parts in Common with Other Perko Strainers (Fig. 0493)
  - Our Lightest Weight Strainer Series
  - Designed for easy installation and cleaning
  - Mounting lugs cast into both sides to assure universal mounting
  - Stainless steel strainer basket minimizes electrolysis
  - 0.079" Screen hole diameter provides 47% open area, among the highest in the industry for cylindrical strainer baskets
  - Hinged lugs on cover permit easy removal and cleaning of the strainer basket
  - A drain plug in the bottom casting for easily removing sediment and draining for winterizing



Fig. 0443

FIG. 0443 - DIFFERENTIAL PRESSURE GRAPH

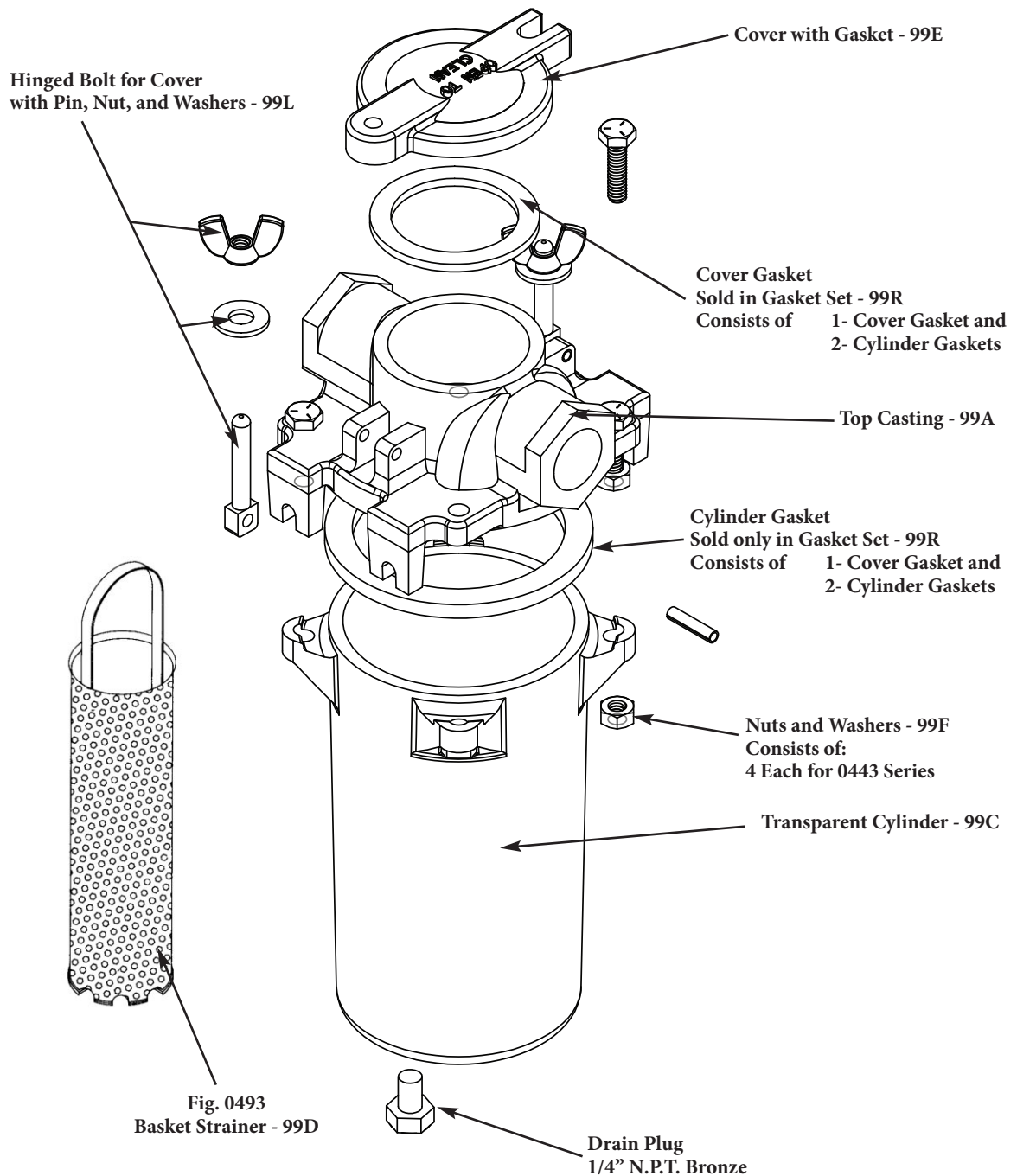


| Pipe Size | Standard Pkg. | Height Overall | Width Overall | Dimensions Cylinder (O.D. x L) | Dimensions Basket  | Open Area To Pipe Size Ratio | Spare Gasket Kit* Retail Pkg. |
|-----------|---------------|----------------|---------------|--------------------------------|--------------------|------------------------------|-------------------------------|
| 1/2"      | 0443004PLB    | 6-1/4"         | 4-1/2"        | 3-1/2" x 4-1/4"                | 1-13/16" x 4-1/16" | 30:1                         | 0443DP599R                    |
| 3/4"      | 0443005PLB    | 8-5/8"         | 4-1/2"        | 3-1/2" x 6-5/8"                | 1-13/16" x 6-1/4"  | 25:1                         | 0443DP599R                    |
| 1"        | 0443006PLB    | 8-3/4"         | 5-1/2"        | 4-1/2" x 6"                    | 2-5/8" x 5-7/8"    | 20:1                         | 0443DP799R                    |
| 1-1/4"    | 0443007PLB    | 9-5/16"        | 5-1/2"        | 4-1/2" x 6-9/16"               | 2-5/8" x 6-1/4"    | 13:1                         | 0443DP799R                    |

\*Spare Gasket Kit Consists of: 1 Cover Gasket and 2 Cylinder Gaskets



## Fig. 0443 Clear Body Intake Water Strainer Spare Parts



6 Underwater Hardware

### Spare Parts Ordering Information

For Spare Part No. Insert a Spare Part Code Listed Below in Place of the "PLB" in the Strainer's Catalog Number (i.e., 049300699A, Top Casting for 1" (#6) Strainer).

| Description               | Spare Part Code | Sample Part Number | Package | Description                                     | Spare Part Code | Sample Part Number | Package |
|---------------------------|-----------------|--------------------|---------|---|-----------------|--------------------|---------|
| Top Casting               | 99A             | 049300499A         | Boxed   | Hinged Bolt for Cover With Pin, Nut, and Washer | 99L             | 0493DP599L         | Bag     |
| Transparent Cylinder Body | 99C             | 044300499C         | Boxed   | Rubber Gasket Kit Consists of:                  |                 |                    |         |
| Basket Strainer           | 99D             | 049300499D         | Boxed   | 1- Cover Gasket and                             |                 |                    |         |
| Cover with Gasket         | 99E             | 049300499E         | Boxed   | 2- Rubber Cylinder Gaskets                      | 99R*            | 0493DP599R         | Bag     |
|                           |                 |                    |         | Nuts and Washers Consists of:                   |                 |                    |         |
|                           |                 |                    |         | 4 Each for 0443 Series                          | 99F             | 0443DP499F         | Bag     |

## Intake Water Strainers

### Intake Water Strainers

**Material:** Cast Bronze, 316 Stainless Steel Basket and Clear Polycarbonate Cylinder  
**For Pipe Sizes:** 1/2" to 2-1/2" NPT

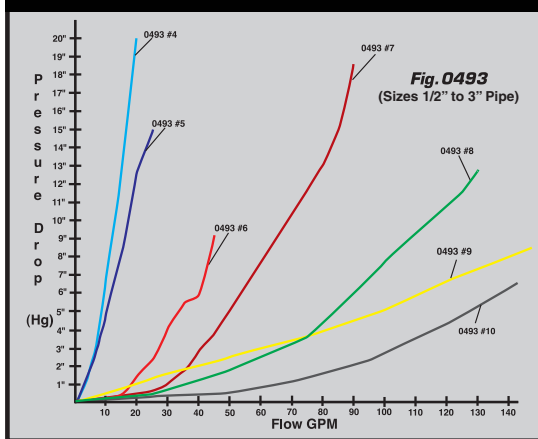
- Features:**
- Designed for easy installation and cleaning
  - Mounting lugs cast into both sides to assure universal mounting
  - Four outside tie rods
  - Stainless steel strainer basket minimizes electrolysis
  - 0.079" Screen hole diameter provides 47% open area, among the highest in the industry for cylindrical strainer baskets
  - Hinged lugs on cover permit easy removal and cleaning of the strainer basket
  - A drain plug in the bottom casting for easily removing sediment and draining for winterizing



Fig. 0493



FIGS. 0493 & 0593 - DIFFERENTIAL PRESSURE GRAPHS

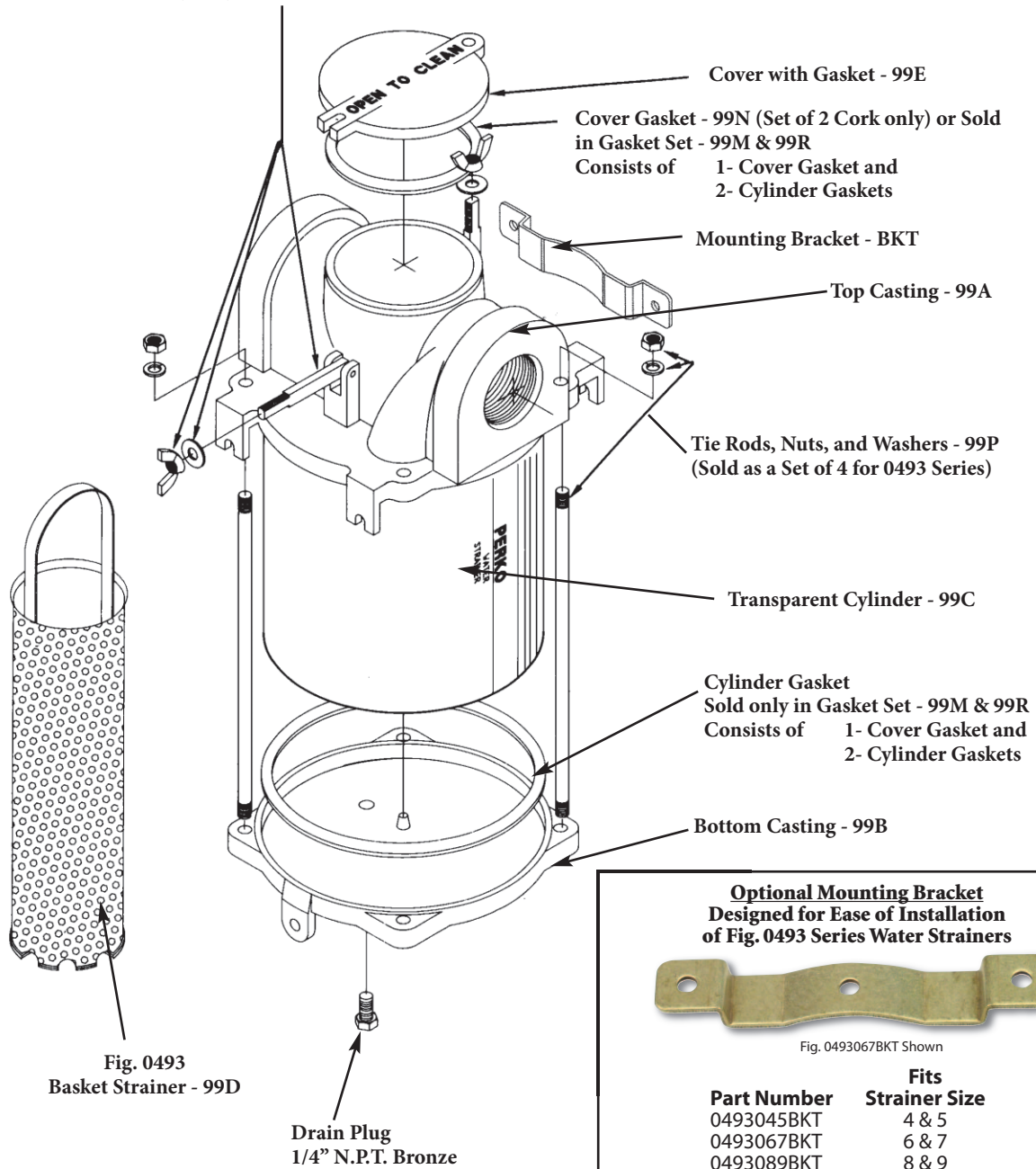


| Pipe Size | Height Overall | Width Overall | Standard Pkg. | Dimensions Cylinder | Dimensions Basket  | Open Area To Pipe Size Ratio | Spare Gasket Kit* Retail Pkg. |
|-----------|----------------|---------------|---------------|---------------------|--------------------|------------------------------|-------------------------------|
| 1/2"      | 5-3/4"         | 4-1/2"        | 0493004PLB    | 3-1/2 x 4"          | 1-13/16" x 4-1/16" | 30:1                         | 0493DP599M (or) 99R           |
| 3/4"      | 8-3/8"         | 4-1/2"        | 0493005PLB    | 3-1/2 x 6"          | 1-13/16" x 6-1/4"  | 25:1                         | 0493DP599M (or) 99R           |
| 1"        | 9-1/2"         | 5-1/2"        | 0493006PLB    | 4-1/2 x 5-1/2"      | 2-5/8" x 5-7/8"    | 20:1                         | 0493DP799M (or) 99R           |
| 1-1/4"    | 10"            | 5-1/2"        | 0493007PLB    | 4-1/2 x 6"          | 2-5/8" x 6-1/4"    | 13:1                         | 0493DP799M (or) 99R           |
| 1-1/2"    | 11-1/2"        | 7-1/4"        | 0493008PLB    | 6 x 8"              | 3-5/16" x 8-7/16"  | 17:1                         | 0493DP999M (or) 99R           |
| 2"        | 16"            | 7-1/2"        | 0493009PLB    | 6 x 12"             | 3-5/16" x 12-1/4"  | 13:1                         | 0493DP999M (or) 99R           |
| 2-1/2"    | 16"            | 7-1/2"        | 0493010PLB    | 6 x 12"             | 3-5/16" x 12-1/2"  | 10:1                         | 0493DP999M (or) 99R           |

\*Spare Gasket Kit Consists of: 1 Cover Gasket and 2 Cylinder Gaskets

## Fig. 0493 Intake Water Strainer Spare Parts

Hinged Bolt for Cover  
with Pin, Nut, and Washers - 99L



### Spare Parts Ordering Information

For Spare Part No. Insert a Spare Part Code Listed Below in Place of the "PLB" in the Strainer's Catalog Number (i.e., 049300699A, Top Casting for 1" (#6) Strainer).

| Description                      | Spare Part Code | Sample Part Number | Package | Description                          | Spare Part Code | Sample Part Number | Package |
|----------------------------------|-----------------|--------------------|---------|--------------------------------------|-----------------|--------------------|---------|
| Top Casting                      | 99A             | 049300499A         | Boxed   | Cork Gasket Kit Consists of:         |                 |                    |         |
| Bottom Casting                   | 99B             | 049300499B         | Boxed   | 1- Cover Gasket and                  |                 |                    |         |
| Transparent Cylinder             | 99C             | 049300499C         | Boxed   | 2- Cork Cylinder Gaskets             | 99M*            | 0493DP599M         | Bag     |
| Basket Strainer                  | 99D             | 049300499D         | Boxed   | Rubber Gasket Kit Consists of:       |                 |                    |         |
| Cover with Gasket                | 99E             | 049300499E         | Boxed   | 1- Cover Gasket and                  |                 |                    |         |
| Hinged Bolt for Cover            |                 |                    |         | 2- Rubber Cylinder Gaskets           | 99R*            | 0493DP599R         | Bag     |
| With Pin, Nut and Washer         | 99L             | 0493DP599L         | Bag     | Tie Rods, Nuts, and Washers          |                 |                    |         |
| Cork Cover Gasket Kit (Set of 2) | 99N             | 0493DP599N         | Bag     | Consists of (4 Each for 0493 Series) | 99P             | 0493DP499P         | Bag     |

\* Note: Older model strainers utilizing cork cylinder gaskets must order 99M Cork Gasket Kit and newer model strainers must order 99R Rubber Gasket Kit.



## Higher Capacity Intake Water Strainer

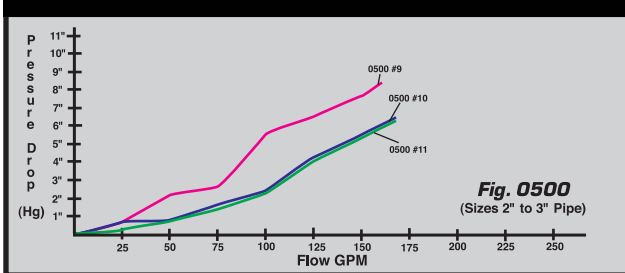
### Intake Water Strainers

- Material:** Cast Bronze, Stainless Steel Basket and Clear Polycarbonate Cylinder
- For Pipe Sizes:** 2", 2-1/2", and 3" NPT
- Use:** For Applications requiring Higher Capacity
- Features:**
- Designed for easy installation and cleaning
  - Mounting lugs cast into both sides to assure universal mounting
  - Four outside tie rods
  - Stainless steel strainer basket minimizes electrolysis
  - 0.079" Screen hole diameter provides 47% open area, among the highest in the industry for cylindrical strainer baskets.
  - Hinged lugs on cover permit easy removal and cleaning of the strainer basket
  - A drain plug in the bottom casting for easily removing sediment and draining for winterizing



Fig. 0500

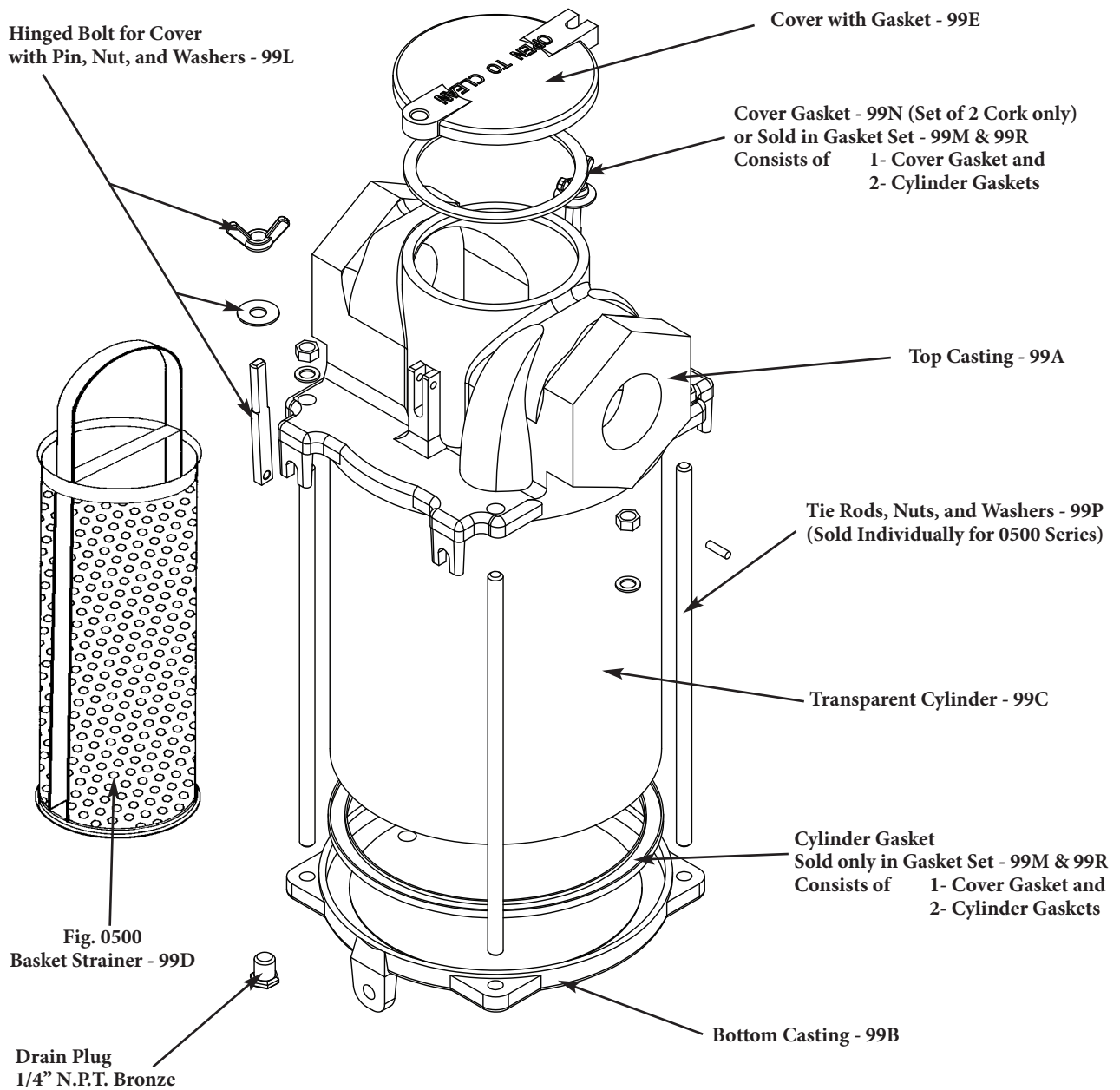
FIG. 0500 - DIFFERENTIAL PRESSURE GRAPHS



| Pipe Size | Height Overall | Width Overall | Standard Pkg. | Dimensions Cylinder | Dimensions Basket | Open Area To Pipe Size Ratio | Spare Gasket Kit* Retail Pkg. |
|-----------|----------------|---------------|---------------|---------------------|-------------------|------------------------------|-------------------------------|
| 2"        | 14-1/2"        | 9"            | 0500009PLB    | 8" x 10"            | 3-7/8" x 10-1/4"  | 20:1                         | 0500DP999M (or) 99R           |
| 2-1/2"    | 16-1/2"        | 9"            | 0500010PLB    | 8" x 12"            | 3-7/8" x 12-1/4"  | 18:1                         | 0500DP999M (or) 99R           |
| 3"        | 18-1/2"        | 9"            | 0500011PLB    | 8" x 14"            | 3-7/8" x 14-1/4"  | 14:1                         | 0500DP999M (or) 99R           |

\*Spare Gasket Kit Consists of: 1 Cover Gasket and 2 Cylinder Gaskets

## Fig. 0500 Intake Water Strainer Spare Parts



6 Underwater Hardware

### Spare Parts Ordering Information

For Spare Part No. Insert a Spare Part Code Listed Below in Place of the "PLB" in the Strainer's Catalog Number (i.e., 050000999A, Top Casting for 2" (#9) Strainer).

| Description                      | Spare Part Code | Sample Part Number | Package | Description                          | Spare Part Code | Sample Part Number | Package |
|----------------------------------|-----------------|--------------------|---------|--------------------------------------|-----------------|--------------------|---------|
| Top Casting                      | 99A             | 050000999A         | Boxed   | Cork Gasket Kit Consists of:         |                 |                    |         |
| Bottom Casting                   | 99B             | 050000999B         | Boxed   | 1- Cover Gasket and                  |                 |                    |         |
| Transparent Cylinder             | 99C             | 050000999C         | Boxed   | 2- Cork Cylinder Gaskets             | 99M*            | 0500DP999M         | Bag     |
| Basket Strainer                  | 99D             | 050000999D         | Boxed   | Rubber Gasket Kit Consists of:       |                 |                    |         |
| Cover with Gasket                | 99E             | 050000999E         | Boxed   | 1- Cover Gasket and                  |                 |                    |         |
| Hinged Bolt for Cover            |                 |                    |         | 2- Rubber Cylinder Gaskets           | 99R*            | 0500DP999R         | Bag     |
| With Pin, Nut and Washer         | 99L             | 0500DP999L         | Bag     | Tie Rods, Nuts, and Washers          |                 |                    |         |
| Cork Cover Gasket Kit (Set of 2) | 99N             | 0500DP999N         | Bag     | Consists of (1 Each for 0500 Series) | 99P             | 0500DP999P         | Bag     |

\* Note: Older model strainers utilizing cork cylinder gaskets must order 99M Cork Gasket Kit and newer model strainers must order 99R Rubber Gasket Kit.

## Underwater Hardware Packaging and Thread Styles

These durable little tags have everything a retailer needs to showcase products and ring up sales. On each tag you will find the Perko name colorfully printed in blue, our figure number, a product description and the bar code for your scanner. There is even a California Proposition 65 statement (where applicable) on the back. These tags are designed to securely hold on to the product and hang from your standard peg hooks. And since the tags are small, you can also simply toss them into a bulk bin if you prefer. Either way, the tags will stay attached, unlike stickers that fall off bronze parts. These tags are available on thru hulls, adapters and several types of strainers. Look for the "DP" designation. Our "DP" Dealer Package for small items (like the smaller thru hull fittings and tailpieces) will be a 5 or 10 piece bulk box with a bar code label on each individual unit.

**THESE 5 OR 10 PIECE CARTONS CANNOT BE BROKEN.** Larger items (like valves & strainers) will be available individually boxed as a single unit standard package with a barcode label on the outside of the box.

To be sure the parts you receive are barcoded for Retail Sale, order either a "DP" version or a single unit standard package.

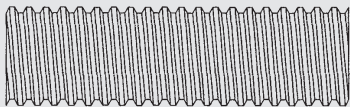


All of our small repair/replacement strainer parts are now barcoded. Top Castings (99A), Bottom Castings (99B), Transparent Cylinders (99C), Strainer Baskets (99D) and Covers (99E) are available individually boxed as barcoded single unit standard packages. Smaller items or kits including Cover Hardware Kits (99L), Gasket Kits (99M & 99R) and Tie Rod Kits (99P) are individually packaged as "DP" items in bags with a barcode label.

6 Underwater Hardware

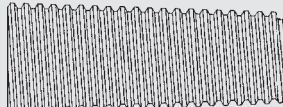
## UNDERSTANDING UNDERWATER HARDWARE PIPE THREAD STYLES

### Straight Pipe Threads (NPS)



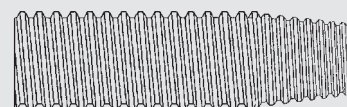
Straight pipe threads are used where connections are purely mechanical and/or bedding compounds are generally used. The intake side of all seacocks, thru-hulls, and scuppers with hose barbs, and all flanged lock nuts use straight threads.

### Tapered Pipe Threads (NPT)



Tapered pipe threads are used where connections must also be watertight. The output side of seacocks, in-line valves, hose adapters, drain plugs, raw water, and pump strainers use tapered threads.

### Combination Tapered/Straight Pipe Threads (NPT/S)



On all other thru-hulls, scuppers and intake strainers we use a unique combination pipe thread. The first few threads are tapered. The rest remain straight threads. This approach allows the same thru-hull to seal when coupled with an in-line valve or to engage at various depths when connected to a seacock.





## Strainers

### Intake Strainer

Material: Cast Bronze  
 For Pipe Sizes: 1/2" to 1-1/4" NPT/S (See Page 96)  
 Screw Size: #8  
 Features: Machined Slots

| Max. Pipe Size | Max. Hull Thickness | Dimensions Strainer | Retail Pkg. | OEM Bulk Pkg. |
|----------------|---------------------|---------------------|-------------|---------------|
| 1/2"           | 2-1/4"              | 3" x 4"             | 0065DP4PLB  | 0065004PLB    |
| 3/4"           | 2-3/16"             | 3" x 4"             | 0065DP5PLB  | 0065005PLB    |
| 1"             | 2-1/2"              | 3" x 4"             | 0065DP6PLB  | 0065006PLB    |
| 1-1/4"         | 3"                  | 3-1/4" x 4-1/4"     | 0065DP7PLB  | 0065007PLB    |




Fig. 0065



**PROP 65 WARNING**  
 (Contains Lead)

### Scoop Strainer

Material: Cast Bronze  
 For Thru Hull: Sizes: 3/8" to 2"  
 Screw Size: #8  
 Features: Machined Slots

| For Thru-Hull Sizes | Dimensions Strainer | Retail Pkg. | Standard Pkg. |
|---------------------|---------------------|-------------|---------------|
| 3/8" & 1/2"         | 3-1/2" x 2-1/2"     | 0066DP1PLB  | 0066001PLB    |
| 3/4" & 1"           | 5" x 3-1/4"         | 0066DP2PLB  | 0066002PLB    |
| 1-1/4" & 1-1/2"     | 6-1/4" x 4-1/4"     | 0066DP3PLB  | 0066003PLB    |
| 2"                  | 8" x 5-1/8"         | 0066DP4PLB  | 0066004PLB    |



Fig. 0066



**PROP 65 WARNING**  
 (Contains Lead)

### Round Strainer

Material: Cast Bronze  
 For Thru Hull: Sizes: 3/8" to 3"  
 Screw Size: Sizes 1-5: #8  
 Sizes 6 & 7: #10  
 Features: Drilled Holes

| For Thru-Hull Size | O.D.   | I.D.   | Retail Pkg. | Standard Pkg. |
|--------------------|--------|--------|-------------|---------------|
| 3/8" & 1/2"        | 2-1/2" | 1-5/8" | 0086DP1PLB  | 0086001PLB    |
| 3/4"               | 3"     | 2"     | 0086DP2PLB  | 0086002PLB    |
| 1"                 | 3-1/2" | 2-3/8" | 0086DP3PLB  | 0086003PLB    |
| 1-1/4" & 1-1/2"    | 4"     | 3"     | 0086DP4PLB  | 0086004PLB    |
| 2"                 | 5"     | 3-3/4" | 0086DP5PLB  | 0086005PLB    |
| 2-1/2"             | 6"     | 4-1/2" | -----       | 0086006PLB    |
| 3"                 | 8"     | 6-1/4" | -----       | 0086007PLB    |



Fig. 0086



**PROP 65 WARNING**  
 (Contains Lead)

### Pump Strainers - For Hose or Pipe

Material: Cast Bronze  
 Uses: For Hose: Fig. 0709  
 For Pipe (NPT): Figs. 0721 & 0722  
 (See Page 96)



Fig. 0709




Fig. 0721




Fig. 0722

| Hose Size | Pipe Size | Length Overall | Width Overall | Dealer Pkg. | Standard Pkg. |
|-----------|-----------|----------------|---------------|-------------|---------------|
| 5/8"      | -----     | 3-5/8"         | 1-3/4"        | 0709DP0PLB  | -----         |
| -----     | 1-1/4"    | 4-3/4"         | 2-3/4"        | -----       | 0721000PLB    |
| -----     | 1-1/4"    | 4-1/2"         | 2-3/4"        | -----       | 0722000PLB    |

**Spare Parts Ordering Information**  
 Screen for: Fig 0709: 070900088A  
 Fig 0721: 072100088A  
 Fig 0722: 072200088A

**PROP 65 WARNING**  
 (Contains Lead)

## Seacocks

### Seacocks - Ball Valve Design

- Material: Cast Bronze  
 Finish: Plain  
 For Hose Sizes: 3/4" to 3"  
 For Pipe Sizes: 3/4" to 3" NPS (Base) (See Page 96)  
 Features:
- Polymer Ball and Seat, Assuring a Tight Seal and Ease of Operation, and Drain Plugs for Winterizing
  - Handles are Easily Removed
  - Fig. 0834: With 90° Curved Hose Adapter
  - Fig. 0835: With Straight Hose Adapter



Fig. 0834




Fig. 0835



| Hose Size | Pipe Size | Flange Dia. | Fig. 0834 Overall Height* | Fig. 0834 Std. Pkg. | Fig. 0835 Overall Height* | Fig. 0835 Std. Pkg. | Bolt Size |
|-----------|-----------|-------------|---------------------------|---------------------|---------------------------|---------------------|-----------|
| 3/4"      | 3/4"      | 3-1/4"      | 5-7/8"                    | 0834005PLB          | 5"                        | 0835005PLB          | 5/16"     |
| 1"        | 1"        | 4-3/8"      | 6-3/8"                    | 0834006PLB          | 5-3/8"                    | 0835006PLB          | 3/8"      |
| 1-1/4"    | 1-1/4"    | 4-7/8"      | 7-5/8"                    | 0834007PLB          | 6-1/4"                    | 0835007PLB          | 3/8"      |
| 1-1/2"    | 1-1/2"    | 5-1/2"      | 8-3/8"                    | 0834008PLB          | 6-5/8"                    | 0835008PLB          | 3/8"      |
| 2"        | 2"        | 5-3/4"      | 10-3/8"                   | 0834009PLB          | 7-7/8"                    | 0835009PLB          | 3/8"      |
| 2-1/2"    | 2-1/2"    | 7-1/4"      | 12-1/2"                   | 0834010PLB          | 10-3/8"                   | 0835010PLB          | 1/2"      |
| 3"        | 3"        | 8"          | 14-3/8"                   | 0834011PLB          | 12"                       | 0835011PLB          | 1/2"      |

\* Overall Height is measured from the top of the hose adapter to the bottom of the flange.



### Seacock Body - Ball Valve Design

- Material: Cast Bronze  
 For Pipe Sizes: 3/4" to 3" NPS (Base) and NPT (Top) (See Page 96)  
 Features:
- Polymer Ball and Seat, Assuring a Tight Seal and Ease of Operation, and Drain Plugs for Winterizing
  - Handles are Easily Removed
  - These Valve Bodies are Offered to Meet the Needs of Applications that Require Extra Long, Scoop or Flush Type Thru-Hulls.




Fig. 0805



| Pipe Size | Flange Diameter | Overall Height | Fig. 0805 Standard Pkg. | Bolt Size |
|-----------|-----------------|----------------|-------------------------|-----------|
| 3/4"      | 3-1/4"          | 3-3/8"         | 0805005PLB              | 5/16"     |
| 1"        | 4-3/8"          | 3-3/4"         | 0805006PLB              | 3/8"      |
| 1-1/4"    | 4-7/8"          | 4-1/4"         | 0805007PLB              | 3/8"      |
| 1-1/2"    | 5-1/2"          | 4-1/2"         | 0805008PLB              | 3/8"      |
| 2"        | 5-3/4"          | 5-3/4"         | 0805009PLB              | 3/8"      |
| 2-1/2"    | 7-1/4"          | 7-1/2"         | 0805010PLB              | 1/2"      |
| 3"        | 8"              | 7-3/4"         | 0805011PLB              | 1/2"      |

\* Overall Height is measured from the top of the valve body to the bottom of the flange.



#### Spare Parts Ordering Information

The Repair Kits Listed Below Consist of: 1 Ball, 2 Ball Seats and 2 O-Rings for the Valve Stem.

| Pipe Size | Repair Kit Part No. | Pipe Size       | Repair Kit Part No. | Handle Size | Part No.   |
|-----------|---------------------|-----------------|---------------------|-------------|------------|
| 3/4"      | 080500599B          | 2-1/2"          | 080501099B          | Size 7      | 080500799D |
| 1"        | 080500699B          | 3"              | 080501199B          | Size 8      | 080500899D |
| 1-1/4"    | 080500799B          |                 |                     | Size 9      | 080500999D |
| 1-1/2"    | 080500899B          | Handle Part No. |                     | Size 10     | 080501099D |
| 2"        | 080500999B          | Size 5          | 080500599D          | Size 11     | 080501199D |
|           |                     | Size 6          | 080500699D          |             |            |

6 Underwater Hardware

## Pipe to Hose Adapters

### Pipe to Hose Adapter - 90° Curved

Material: Cast Bronze  
 For Pipe Sizes: 3/4" to 3" NPT (See Page 96)  
 Features: Cast Hex for Easier Installation



Fig. 0063

| Pipe Size | Hose Size | Length Overall | Retail Pkg. | Standard Pkg. | OEM Bulk Pkg. |
|-----------|-----------|----------------|-------------|---------------|---------------|
| 3/4"      | 3/4"      | 4-1/2"         | 0063DP5PLB  | -----         | 0063005PLB    |
| 1"        | 1"        | 4-3/4"         | 0063DP6PLB  | -----         | 0063006PLB    |
| 1-1/4"    | 1-1/4"    | 5-1/2"         | 0063DP7PLB  | -----         | 0063007PLB    |
| 1-1/2"    | 1-1/2"    | 6"             | 0063DP8PLB  | -----         | 0063008PLB    |
| 2"        | 2"        | 7"             | -----       | 0063009PLB    | -----         |
| 2-1/2"    | 2-1/2"    | 8-1/2"         | -----       | 0063010PLB    | -----         |
| 3"        | 3"        | 10"            | -----       | 0063011PLB    | -----         |

NOTE: The Above Item Meets the Requirements of U.S.C.G. Safety Standards, January 31, 1977 for Gasoline Fuel Systems, 33 CFR 183.



### Pipe to Hose Adapter - Straight

Material: Cast Bronze  
 For Pipe Sizes: 1/2" to 3" NPT (See Page 96)  
 Features:
 

- Cast Hex for Easier Installation
- Precision Machined Hose Barb




Fig. 0076

| Pipe Size | Hose Size | Length Overall | Retail Pkg. | Standard Pkg. | OEM Bulk Pkg. |
|-----------|-----------|----------------|-------------|---------------|---------------|
| 1/2"      | 5/8"      | 1-5/8"         | 0076DP4PLB  | -----         | 0076004PLB    |
| 3/4"      | 3/4"      | 1-3/4"         | 0076DP5PLB  | -----         | 0076005PLB    |
| 1"        | 1"        | 1-3/4"         | 0076DP6PLB  | -----         | 0076006PLB    |
| 1-1/4"    | 1-1/4"    | 2"             | 0076DP7PLB  | -----         | 0076007PLB    |
| 1-1/2"    | 1-1/2"    | 2-1/4"         | 0076DP8PLB  | -----         | 0076008PLB    |
| 2"        | 2"        | 2-5/8"         | -----       | 0076009PLB    | 0076009PLB    |
| 2-1/2"    | 2-1/2"    | 4"             | -----       | 0076010PLB    | -----         |
| 3"        | 3"        | 4-3/4"         | -----       | 0076011PLB    | -----         |

NOTE: The Above Item Meets the Requirements of U.S.C.G. Safety Standards, January 31, 1977 for Gasoline Fuel Systems, 33 CFR 183.





## Thru-Hull Connections

### Thru-Hull Connection for Use with Hose\*

- Material: Cast Bronze  
 Finish: Chrome Plated or Plain  
 For Hose Sizes: 5/8" to 2"  
 Max. Hull Thickness: Up To 2"  
 Features:
- Flange is Machined to Fit Hull and Grooved to Retain Bedding Compound.
  - Neck is Threaded to Approximately 3/16 Inch From Flange.




Fig. 0350 Chrome




Fig. 0350 Plain



Illustration Of Bedding Groove

| Hose Size | Mounting Hole Dia. | Max. Hull Thickness | O.D. Flange | Plain Bronze |               | Chrome Plated Bronze |               |
|-----------|--------------------|---------------------|-------------|--------------|---------------|----------------------|---------------|
|           |                    |                     |             | Retail Pkg.  | OEM Bulk Pkg. | Retail Pkg.          | OEM Bulk Pkg. |
| 5/8"      | 13/16"             | 1-1/16"             | 1-1/2"      | 0350004DPP   | 0350004PLB    | 0350004DPC           | 0350004CHR    |
| 3/4"      | 1"                 | 1-5/8"              | 1-7/8"      | 0350005DPP   | 0350005PLB    | 0350005DPC           | 0350005CHR    |
| 1"        | 1-5/16"            | 1-3/4"              | 2-1/4"      | 0350006DPP   | 0350006PLB    | 0350006DPC           | 0350006CHR    |
| 1-1/8"    | 1-5/16"            | 1-3/4"              | 2-1/4"      | 035006ADPP   | 035006APLB    | 035006ADPC           | 035006ACHR    |
| 1-1/4"    | 1-5/8"             | 1-7/8"              | 2-3/4"      | 0350007DPP   | 0350007PLB    | 0350007DPC           | 0350007CHR    |
| 1-1/2"    | 1-7/8"             | 1-7/8"              | 3-1/8"      | 0350008DPP   | 0350008PLB    | 0350008DPC           | 0350008CHR    |
| 2"        | 2-3/8"             | 2"                  | 3-3/4"      | -----        | 0350009PLB    | -----                | 0350009CHR    |

Spare Flanged Nut See Fig. 0075, on page 105.

\*NOTE: Thru-Hull Connections For Use With Hose Are Not Recommended For Use Below The Waterline Per A.B.Y.C. "Safety Standards For Small Craft" Section H-27.



### Thru-Hull Connection for Use with Pipe - Flush Mount

- Material: Cast Bronze  
 Finish: Plain  
 For Pipe Sizes: 1/2" to 2" NPT/S (See Page 96)  
 Max. Hull Thickness: Up To 3-3/8"  
 Features: The exterior surface of the flange is machined flat and designed to be countersunk into the hull, resulting in a smooth external fit with no raised portion to increase drag.





Fig. 0331



Flange surface is designed to be countersunk



| Pipe Size | Mounting Hole Dia. | Max. Hull Thickness | O.D. Flange | Retail Pkg. | OEM Bulk Pkg. |
|-----------|--------------------|---------------------|-------------|-------------|---------------|
| 1/2"      | 13/16"             | 2-3/16"             | 1-11/16"    | 0331DP4PLB  | 0331004PLB    |
| 3/4"      | 1"                 | 2-3/8"              | 2"          | 0331DP5PLB  | 0331005PLB    |
| 1"        | 1-5/16"            | 2-9/16"             | 2-1/4"      | 0331DP6PLB  | 0331006PLB    |
| 1-1/4"    | 1-5/8"             | 2-15/16"            | 2-7/8"      | 0331DP7PLB  | 0331007PLB    |
| 1-1/2"    | 1-7/8"             | 3-1/16"             | 2-31/32"    | 0331DP8PLB  | 0331008PLB    |
| 2"        | 2-3/8"             | 3-3/8"              | 3-7/8"      | -----       | 0331009PLB    |

Spare Flanged Nut See Fig. 0075, on page 105.

## Thru-Hull Connections

### Thru-Hull Connection for Use with Pipe - Extra Long

- Material: Cast Bronze  
 Finish: Plain  
 For Pipe Sizes: 3/4" to 2-1/2" NPT/S (See Page 96)  
 Max. Hull Thickness: Up To 5"  
 Features:
- Flange is Machined to Fit Hull and Grooved to Retain Bedding Compound.
  - Neck is Threaded to Approximately 3/8 Inch From Flange.




Fig. 0348

| Pipe Size | Mounting Hole Dia. | Max. Hull Thickness | O.D. Flange | Retail Pkg. | OEM Bulk Pkg. |
|-----------|--------------------|---------------------|-------------|-------------|---------------|
| 3/4"      | 1"                 | 5"                  | 1-7/8"      | 0348DP5PLB  | 0348005PLB    |
| 1"        | 1-5/16"            | 4-7/8"              | 2-1/4"      | 0348DP6PLB  | 0348006PLB    |
| 1-1/4"    | 1-5/8"             | 4-5/8"              | 2-3/4"      | 0348DP7PLB  | 0348007PLB    |
| 1-1/2"    | 1-7/8"             | 4-5/8"              | 3"          | 0348DP8PLB  | 0348008PLB    |
| 2"        | 2-3/8"             | 4-1/2"              | 3-5/8"      | -----       | 0348009PLB    |
| 2-1/2"    | 2-7/8"             | 4-1/4"              | 4-5/16"     | -----       | 0348010PLB    |

Spare Flanged Nut See Fig. 0075, on page 105.



Illustration Of Bedding Groove



### Thru-Hull Connection for Use with Pipe

- Material: Cast Bronze  
 Finish: Plain  
 For Pipe Sizes: 3/8" to 3" NPT/S (See Page 96)  
 Max. Hull Thickness: Up To 2-3/4"  
 Features:
- Flange is Machined to Fit Hull and Grooved to Retain Bedding Compound.
  - Neck is Threaded to Approximately 3/8 Inch From Flange.




Fig. 0322

| Pipe Size | Mounting Hole Dia. | Max. Hull Thickness | O.D. Flange | Dealer Pkg. | Standard Pkg. | OEM Bulk Pkg. |
|-----------|--------------------|---------------------|-------------|-------------|---------------|---------------|
| 3/8"      | 11/16"             | 1-3/4"              | 1-7/16"     | 0322DP3PLB  | -----         | 0322003PLB    |
| 1/2"      | 13/16"             | 1-3/8"              | 1-1/2"      | 0322DP4PLB  | -----         | 0322004PLB    |
| 3/4"      | 1"                 | 1-1/2"              | 1-7/8"      | 0322DP5PLB  | -----         | 0322005PLB    |
| 1"        | 1-5/16"            | 1-7/8"              | 2-3/16"     | 0322DP6PLB  | -----         | 0322006PLB    |
| 1-1/4"    | 1-5/8"             | 2"                  | 2-3/4"      | 0322DP7PLB  | -----         | 0322007PLB    |
| 1-1/2"    | 1-7/8"             | 2-1/4"              | 3"          | 0322DP8PLB  | -----         | 0322008PLB    |
| 2"        | 2-3/8"             | 2-3/8"              | 3-5/8"      | -----       | 0322009PLB    | 0322009PLB    |
| 2-1/2"    | 2-7/8"             | 2-5/8"              | 4-1/2"      | -----       | 0322010PLB    | -----         |
| 3"        | 3-1/2"             | 2-3/4"              | 5"          | -----       | 0322011PLB    | -----         |

Spare Flanged Nut See Fig. 0075, on page 105.



Illustration Of Bedding Groove



## Thru-Hull Connections

### Thru-Hull Connection for Use with Hose\*

Material: Molded Polymer  
 Finish: White or Black  
 For Hose Sizes: 1/2" to 1-1/2"  
 Max. Hull Thickness: Up to 1-7/8"  
 Features: Narrow Flange



**Fig. 0301**  
White

| Hose Size | Mounting Hole Dia. | Max. Hull Thickness | O.D. Flange | White Retail Pkg. | White OEM Bulk Pkg. | Black OEM Bulk Pkg. |
|-----------|--------------------|---------------------|-------------|-------------------|---------------------|---------------------|
| 1/2"      | 13/16"             | 1-1/4"              | 1-1/4"      | 0301DP4           | 0301004             | 0301004BLK          |
| 5/8"      | 13/16"             | 1-1/4"              | 1-1/4"      | 0301DP4A          | 030104A             | 030104ABLK          |
| 3/4"      | 1"                 | 1-7/16"             | 1-1/2"      | 0301DP5           | 0301005             | 0301005BLK          |
| 1"        | 1-5/16"            | 1-1/2"              | 1-7/8"      | 0301DP6           | 0301006             | 0301006BLK          |
| 1-1/8"    | 1-5/16"            | 1-1/2"              | 1-7/8"      | 0301DP6A          | 030106A             | 030106ABLK          |
| 1-1/2"    | 1-7/8"             | 1-7/8"              | 2-1/2"      | 0301DP8           | 0301008             | 0301008BLK          |



**Black**

Spare Flanged Nut See Fig. 0326 on Page 105.

### Thru-Hull Connection for Use with Hose\*

Material: Molded Polymer  
 Finish: White or Black  
 For Hose Sizes: 1/2" to 1-1/2"  
 Max. Hull Thickness: Up to 1-7/8"  
 Features: Broad Flange



**Fig. 0328**  
White

| Hose Size | Mounting Hole Dia. | Max. Hull Thickness | O.D. Flange | White Retail Pkg. | White OEM Bulk Pkg. | Black OEM Bulk Pkg. |
|-----------|--------------------|---------------------|-------------|-------------------|---------------------|---------------------|
| 1/2"      | 13/16"             | 1-1/4"              | 1-1/2"      | 0328DP4           | 0328004             | 0328004BLK          |
| 5/8"      | 13/16"             | 1-1/4"              | 1-1/2"      | 0328DP4A          | 032804A             | 032804ABLK          |
| 3/4"      | 1"                 | 1-7/16"             | 1-7/8"      | 0328DP5           | 0328005             | 0328005BLK          |
| 1"        | 1-5/16"            | 1-1/2"              | 2-1/4"      | 0328DP6           | 0328006             | 0328006BLK          |
| 1-1/8"    | 1-5/16"            | 1-1/2"              | 2-1/4"      | 0328DP6A          | 032806A             | 032806ABLK          |
| 1-1/2"    | 1-7/8"             | 1-7/8"              | 3"          | 0328DP8           | 0328008             | 0328008BLK          |



**Black**

Spare Flanged Nut See Fig. 0326 on Page 105.

\*NOTE: Thru-Hull Connections For Use With Hose Are Not Recommended For Use Below The Waterline Per A.B.Y.C. "Safety Standards For Small Craft" Section H-27.



## Thru-Hull Scuppers

### Adjustable Thru-Hull Scupper

Material: Molded Polymer, Recessed Soft Black Flapper  
 Finish: White  
 Surface Thickness: 2" to 4-3/4"  
 Features: Female portion of scupper can be cut down by one rib for each 1/4 inch difference between hull thickness and 4-3/4 inches.

| I.D.     | Mounting Hole Dia. | O.D. Flange | Retail Pkg. | OEM Bulk Pkg. |
|----------|--------------------|-------------|-------------|---------------|
| 1-11/32" | 1-13/16"           | 2-15/16"    | 0343DP      | 0343          |

Spare Flapper: 0333DP099A

Fig. 0343

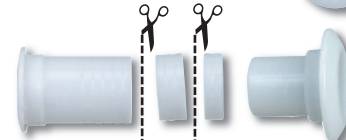


Illustration shows sections of ribs cut out to adjust for various surface thicknesses.

**! PROP 65 WARNING**  
(Contains DINP)

### Transom Mount - Thru-Hull Scupper for Use with Hose\*

Material: Molded Polymer, Recessed Soft Black Flapper  
 Finish: White  
 For Hose Sizes: 1-1/2"  
 Max. Hull Thickness: Up To 2-1/8"  
 Features: Nut and Mounting Hardware Included

| Mounting Hole Dia. | O.D. Flange | Retail Pkg. | OEM Bulk Pkg. |
|--------------------|-------------|-------------|---------------|
| 1-7/8"             | 2-7/8"      | 0323DP      | 0323          |

Spare Flanged Nut See Fig. 0326, on page 105. Spare Flapper: 0323DP099A



Fig. 0323

**! PROP 65 WARNING**  
(Contains DINP)

### Transom Mount - Thru-Hull Scupper for Use with Hose\*

Material: Molded Polymer, Recessed Soft Black Flapper  
 Finish: White  
 For Hose Sizes: 1-1/2"  
 Max. Hull Thickness: Up To 3-1/4"  
 Features: Nut and Mounting Hardware Included

| Mounting Hole Dia. | O.D. Flange | OEM Bulk Pkg. |
|--------------------|-------------|---------------|
| 1-7/8"             | 2-7/8"      | 0327          |

Spare Flanged Nut See Fig. 0326, on page 105. Spare Flapper: 0323DP099A



Fig. 0327

**! PROP 65 WARNING**  
(Contains DINP)

### Transom Mount - Thru-Hull Scupper for Use with Hose\*

Material: Molded Polymer, Recessed Soft Black Flapper  
 Finish: White  
 For Hose Sizes: 1-1/2"  
 Max. Hull Thickness: Up To 2-1/8"  
 Features: Nut Included

| Mounting Hole Dia. | O.D. Flange | Retail Pkg. | OEM Bulk Pkg. |
|--------------------|-------------|-------------|---------------|
| 1-7/8"             | 3"          | 0333DP      | 0333          |

Spare Flanged Nut See Fig. 0326, on page 105. Spare Flapper: 0333DP099A



Fig. 0333

**! PROP 65 WARNING**  
(Contains DINP)

\*NOTE: Thru-Hull Connections For Use With Hose Are Not Recommended For Use Below The Waterline Per A.B.Y.C. "Safety Standards For Small Craft" Section H-27.

## Scuppers & Shower Drain

### Thru-Hull Scupper for Use with Hose

- Material: Cast Bronze with Recessed Flapper  
 Finish: Plain or Chrome Plated  
 For Hose Sizes: 1-1/2" & 2"  
 Features:
- "A" Style for thinner hull thickness
  - "B" Style for greater hull thickness
  - Flange is machined to fit hull and grooved to retain bedding compound



Illustration Of Bedding Groove

| Finish | Hose Size | Mounting Hole Dia. | Max. Hull Thickness | O.D. Flange | OEM Bulk Pkg. |
|--------|-----------|--------------------|---------------------|-------------|---------------|
| Chrome | 1-1/2"    | 1-7/8"             | 1-3/4"              | 3-1/8"      | 0377A08CHR    |
| Plain  | 1-1/2"    | 1-7/8"             | 1-3/4"              | 3-1/8"      | 0377A08PLB    |
| Chrome | 2"        | 2-3/8"             | 2"                  | 3-3/4"      | 0377A09CHR    |
| Chrome | 1-1/2"    | 1-7/8"             | 3"                  | 3-1/8"      | 0377B08CHR    |
| Plain  | 1-1/2"    | 1-7/8"             | 3"                  | 3-1/8"      | 0377B08PLB    |




Fig. 0377A Chrome




Fig. 0377A Plain




Fig. 0377B Plain & Chrome

Spare Flanged Nut See Fig. 0075, on page 105, Spare Flapper: 0333DP099A

NOTE: The Above Thru-Hull Connections For Use With Hose Are Not Recommended For Use Below The Waterline Per A.B.Y.C. "Safety Standards For Small Craft" Section H-27.



### In Hose Scupper Valve - A NEW Approach

- Material: Polymer Body and Flapper  
 Finish: Blue Body with Black Flapper Valve  
 For Hose Size: 1-1/2" and 2"  
 Installation:
- Mounts inside standard 1-1/2" or 2" hose
  - Simple replacement (if needed)



Fig. 0345 for 1-1/2" Hose (Shown)

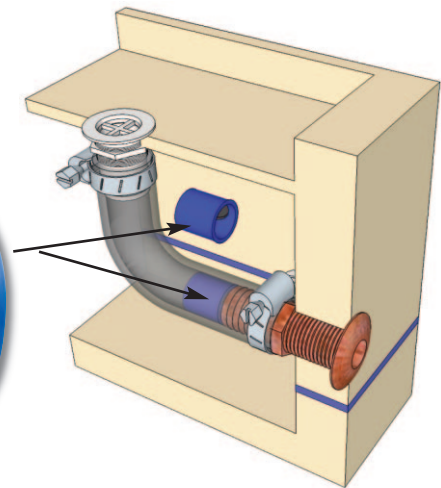


Illustration of In-Line Scupper Valve Installed

| Hose Connection | Length | Width         | Retail Pkg. | OEM Bulk Pkg. |
|-----------------|--------|---------------|-------------|---------------|
| 1-1/2"          | 1-1/4" | 1-9/16" Dia.  | 0345DP      | 0345          |
| 2"              | 1-1/4" | 1-15/16" Dia. | 0345DP2     | 0345002       |

### Flush Mount Drain for Use with Pipe

- Material: Cast Bronze with Brass Screen  
 Finish: Chrome Plated  
 For Pipe Sizes: 3/4" & 1-1/4" NPT/S (See Page 96)

The exterior surface of the flange is machined flat and designed to be countersunk into the hull, resulting in a smooth external fit.



| Pipe Size | Mounting Hole Dia. | Maximum Thickness | O.D. Flange | Standard Pkg. |
|-----------|--------------------|-------------------|-------------|---------------|
| 3/4"      | 1"                 | 2-3/8"            | 2"          | 0361005CHR    |
| 1-1/4"    | 1-5/8"             | 2-15/16"          | 2-7/8"      | 0361007CHR    |

Fig. 0361



Spare Flanged Nut See Fig. 0075, on page 105

## Scuppers and Spare Flanged Nuts

### Cockpit Scupper for Use with Hose

For Use When Discharge is Below the Waterline

Material: Cast Bronze with Rubber Check Ball  
 Finish: Plain or Chrome Plated  
 For Hose Sizes: 1" & 1-1/2"  
 Angle of Outlet: 45°  
 Screw Size: #8  
 Features: Deck Key Included



Chrome

| Hose Size | O.D. Grate | O.D. Flange | Plain Bronze Standard Pkg. | Chrome Bronze Standard Pkg. |
|-----------|------------|-------------|----------------------------|-----------------------------|
| 1"        | 1-13/16"   | 3-1/4"      | 0142001PLB                 | 0142001CHR                  |
| 1-1/2"    | 2-1/4"     | 3-5/8"      | 0142002PLB                 | 0142002CHR                  |

| Spare Parts Ordering Information |                    |                            |                 |                |
|----------------------------------|--------------------|----------------------------|-----------------|----------------|
| Hose Size                        | Plain Bronze Grate | Chrome Plated Bronze Grate | Check Ball Only | Spare Key Only |
| 1"                               | 0142P0199A         | 0142C0199A                 | 014200199B      | 12487-8DP      |
| 1-1/2"                           | 0142P0299A         | 0142C0299A                 | 014200299B      | 12487-8DP      |

Fig. 0142 Plain



### Flush Mount Cockpit Scupper for Use with Hose

For Use When Discharge is Above the Waterline

Material: Molded Polymer  
 Finish: White  
 For Hose Sizes: 1-1/2"  
 Max. Hull Thickness: Up To 1-3/4"  
 Features: Insert Prevents Passage of Large Objects Without Restricting Water Flow



Fig. 0285

| Hose Size | O.D. Flange | I.D.   | Retail Pkg. | OEM Bulk Pkg. |
|-----------|-------------|--------|-------------|---------------|
| 1-1/2"    | 2-3/4"      | 1-1/2" | 0285DP      | 0285          |

Spare Flanged Nut See Fig. 0326, Below

### Flush Mount Cockpit Scupper for Use with Hose

Material: Molded Polymer with Soft Black Flapper  
 Finish: White  
 Screw Size: #6



Fig. 0365

| O.D. Flange | Retail Pkg. | OEM Bulk Pkg. |
|-------------|-------------|---------------|
| 2-7/8"      | 0365DP      | 0365          |



### Spare Flanged Lock Nuts

Material: Fig. 0075: Cast Bronze  
 Finish: Plain  
 Material: Fig. 0326: Polymer  
 Finish: White or Black



Fig. 0075

| Pipe Size | Cast Bronze Retail Pkg. | Wht Polymer Retail Pkg. | Wht Polymer OEM Bulk Pkg. | Blk Polymer OEM Bulk Pkg. |
|-----------|-------------------------|-------------------------|---------------------------|---------------------------|
| 3/8"      | 0075003DPP              | -----                   | -----                     | -----                     |
| 1/2"      | 0075004DPP              | 0326DP4                 | 0326004                   | 0326004BLK                |
| 3/4"      | 0075005DPP              | 0326DP5                 | 0326005                   | 0326005BLK                |
| 1"        | 0075006DPP              | 0326DP6                 | 0326006                   | 0326006BLK                |
| 1-1/4"    | 0075007DPP              | -----                   | -----                     | -----                     |
| 1-1/2"    | 0075008DPP              | 0326DP8                 | 0326008                   | 0326008BLK                |
| 2"        | 0075009DPP              | -----                   | -----                     | -----                     |
| 2-1/2"    | 0075010DPP              | -----                   | -----                     | -----                     |
| 3"        | 0075011DPP              | -----                   | -----                     | -----                     |



Fig. 0326 White



Fig. 0326 Black



6 Underwater Hardware



## Garboard Drain Pugs

### “T” Handle Garboard Drain Plugs

- Material: Cast Bronze  
 Finish: Plain  
 For Pipe Size: 3/4" NPT  
 Installation:
  - Fig. 0266: Mounts on outside surface with 4 screws
  - Fig. 0363: Flush mounts with flanged lock nut



Fig. 0266




Fig. 0363



| Pipe Size | Maximum Hull Thickness | Length Threaded Neck | O.D. Flange | Retail Pkg. | OEM Bulk Pkg. | Screw Size |
|-----------|------------------------|----------------------|-------------|-------------|---------------|------------|
| 3/4"      | -----                  | 5/8"                 | 2-3/8"      | 0266DP0PLB  | 0266000PLB    | #8         |
| 3/4"      | 3/4"                   | 1-1/4"               | 2-3/8"      | 0363DP0PLB  | 0363000PLB    | -----      |

Spare Plug: 0370DP0PLB., Nut for Fig. 0363: 0075006DPP

6

Underwater Hardware

### Garboard Drain Plug

- Material: Cast Bronze with Brass Plug  
 Finish: Plain  
 For Pipe Size: 1/2" NPT  
 Screw Size: #8  
 Installation: Mounts on outside surface with 3 screws




Fig. 0714



| Pipe Size | O.D. Flange | Retail Pkg. | OEM Bulk Pkg. |
|-----------|-------------|-------------|---------------|
| 1/2"      | 2"          | 0714DP1PLB  | 0714001PLB    |

Spare Plug: 0742DP1

### Garboard Drain Plugs

- Material: Cast Bronze Flange with Brass Plug  
 Zinc Plated Square Wrench  
 Finish: Plain  
 For Pipe Size: 1" NPT  
 Wrench Size: 1/2" x 1/2" Square  
 Screw Size: #10  
 Installation: Mounts on outside surface with 4 screws




Fig. 0124



| Pipe Size | Length Threaded Neck | O.D. Flange | Standard Pkg. |
|-----------|----------------------|-------------|---------------|
| 1"        | 1"                   | 3-1/8"      | 0124000PLB    |


**Spare Parts Ordering Information**

Wrench: 012400099A Wrench Size: 1/2" x 1/2"  
 Plug: 012400099B



## Emissions Systems Product Catalog

Look for the PERKO® Emissions Systems Catalog containing the complete line of products for EPA and CARB certified Canister and Pressure Relief fuel system components.



**Fill Limit Valves**



**Tank Vent Valves**



**Inlet Check Valves**



**Tank Vents**



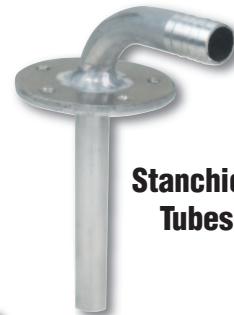
**Pressure Relief Fuel Fills and Caps**



**Carbon Canisters**




**Stanchion Tubes**



**Surge Protector**



**Special Manifolds**



**Air/Fuel Separators**



**P-Traps**



## Inlet Check Valve and Combination Package

### In Hose Inlet Check Valve (ICV)

- Material: Polymer  
 Finish: White body with black flapper valve  
 For Hose Size: 1-1/2" and 2"  
 Installation:
- Mounts inside standard 1-1/2" or 2" fill hose near the connection to the fuel tank
  - Valves are designed for use with plastic or metal tanks
  - Allows for full 18 gpm flow rates

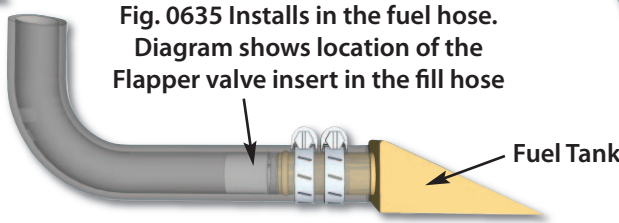


Fig. 0635 for 1-1/2" Hose



| Recommended Use  | Hose Size | Length | Width         | Retail Pkg. | OEM Bulk Pkg. |
|------------------|-----------|--------|---------------|-------------|---------------|
| Gasoline Systems | 1-1/2"    | 1-1/4" | 1-9/16" Dia.  | 0635DP0     | 0635000       |
| Diesel Systems   | 2"        | 1-1/4" | 1-15/16" Dia. | 0635DP2     | 0635002       |

## Reduce Refueling Spills

### Combination package includes Inlet Check Valve and Surge Protector

### Can be used with Gas or Diesel Fuel Systems

Installing an **Inlet Check Valve** in the fill hose and a **Surge Protector** in the vent line can significantly reduce spitback & wellback during the refueling of most boats.

#### Features:

- Reduces fuel surges and backsplash during refueling
- For use with 1-1/2" fill hose and 5/8" vent hose
- Can be used with aluminum or plastic fuel tanks
- Aids in automatic pump shutoff
- Allows unobstructed airflow at fill rates up to 18 gpm

#### Easy to Install:

- Loosen hose clamps
- Remove hose
- Insert valve in hose
- Re-install hose & tighten clamps
- Check for leaks



Single Package

Fig. 0635 Inlet Check Valve installs in the fill hose near the fuel tank to reduce wellback through the fill hose.


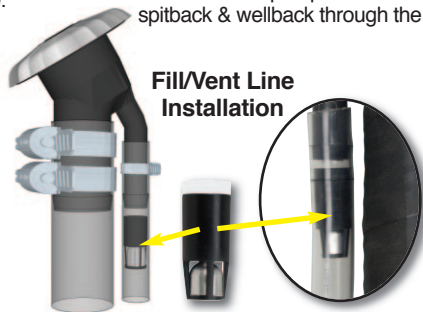


Fig. 0553 Surge Protector installs in the vent line near the fuel fill or a gas tank vent to aid in pump shutoff and reduce spitback & wellback through the vent line.



Fill/Vent Line Installation



Counter Top Display

**Combo Package**  
 Individual Package  
 Counter Top Display with 5 packages

**Retail Pkg.**  
 0030DP0005  
 0030DP5DIS



## P-Traps



### P-Trap

Material: Polymer Body with Aluminum Shaft and Stainless Steel Splash Guard  
 Finish: Black or White Insert  
 For Vent Hose: 5/8" vent line

- Features:
- Allows vapor to vent from tank during thermal expansion of fuel
  - Allows fresh airflow into the tank during thermal contraction of fuel and when engine is running
  - Helps to protect canister and fuel system from water
  - Deflector style vent opening reduces water volume entering assembly
  - Internal P-Trap design helps to prevent water entering into fuel system
  - 90° hose connection (to vent axis)



Fig. 0630

| Catalog Number | Vent Line Hose Size | Splash Guard Style | Splash Guard Color | Max. Hull Thickness Inches |
|----------------|---------------------|--------------------|--------------------|----------------------------|
| 0630004BLK     | 5/8"                | Cup                | Black              | 0 to 1"                    |
| 0630004WHT     | 5/8"                | Cup                | White              | 0 to 1"                    |

Spare Cap Assembly (Splash Guard) Black: 063000499B, White: 063000499W

### P-Traps

Material: Polymer Body and Splash Guard  
 Finish: Black Body with Black or White Splash Guards  
 For Vent Hose: 5/16" or 5/8" vent line connection options

- Features:
- A variety of splash guards options
  - Allows vapor to vent from tank during thermal expansion of fuel
  - Allows fresh airflow into the tank during thermal contraction of fuel and when engine is running
  - Internal P-Trap design helps to protect canister and fuel system from water
  - Deflector style vent opening reduces water volume entering assembly
  - 90° hose connection (to vent axis)
  - 5/8" vent line option provides sufficient airflow for refueling vapors
  - 5/16" version helps reduce system cost by allowing for less expensive, smaller vent lines and hose clamps
  - 5/16" p-trap easily connects to PERKO® canisters with 5/16" hose barbs

**NEW**  
PRODUCT



Fig. 0632  
Shown: Style 1  
for 5/8" vent hose



Fig. 0632  
Shown: Style 1  
for 5/16" vent hose



| Catalog Number | Vent Line Hose Size | Splash Guard Style | Splash Guard Color | Max. Hull Thickness Inches |
|----------------|---------------------|--------------------|--------------------|----------------------------|
| 0632011DPB     | 5/16"               | Style 1            | Black              | 5/8                        |
| 0632014DPB     | 5/8"                | Style 1            | Black              | 5/8                        |

#### Individual Splash Guard Spare Part Ordering Information

Style 1: Black - Cat. No. 0592B1099A, White - Cat. No. 0592W1099A,  
 Style 2: Black - Cat. No. 0592B2099A, White - Cat. No. 0592W2099A.  
 Style 3: Black - Cat. No. 0592B3099A, White - Cat. No. 0592W3099A.

#### Optional Splash Guards Available in Black or White



Style 1 Mounted

Style 2 Mounted

Style 3 Mounted

## Fuel Tank Vents

### 90° Angled Tank Vent with Swivel Elbow

**Angled Design Allows Elbow to be Rotated to any Position**

- Material: Zinc Alloy Elbow, Polymer Splash Guard  
 Finish: Black or White Splash Guard  
 For Vent Hose: 5/8"  
 Max. Hull Thickness: 5/8"  
 Features:
- Three Styles of Splash Guards
  - Removable 30 Mesh Stainless Steel Wire Screen Flame Arrestor (for use with gasoline applications)



| Splash Guard Style | Splash Guard | OEM Bulk Pkg. |
|--------------------|--------------|---------------|
| Style 1            | Black        | 0592014BLK    |
| Style 1            | White        | 0592014WHT    |
| Style 2            | Black        | 0592024BLK    |
| Style 2            | White        | 0592024WHT    |
| Style 3            | Black        | 0592034BLK    |
| Style 3            | White        | 0592034WHT    |

**Individual Splash Guard Spare Part Ordering Information**  
 Style 1: Black - Cat. No. 0592B1099A, White - Cat. No. 0592W1099A,  
 Style 2: Black - Cat. No. 0592B2099A, White - Cat. No. 0592W2099A.  
 Style 3: Black - Cat. No. 0592B3099A, White - Cat. No. 0592W3099A.



7

Deck Plates, Fills, Tank Vents, and Ventilators

### Straight or 90° Angled Tank Vent with Swivel Elbow

**Angled Design Allows Elbow to be Rotated to any Position**

- Material: Zinc Alloy Elbow, Stainless Steel Escutcheons with Polymer Splash Guard  
 Finish: Black or White Splash Guard  
 Fig. 0597: Chrome Plated Straight Body  
 Fig. 0598: Plain 90° Elbow Body  
 For Vent Hose: 5/8"  
 Max. Hull Thickness: 5/8"  
 Features: Removable 30 Mesh Stainless Steel Wire Screen Flame Arrestor (for use with gasoline applications)



| Style     | Splash Guard | Retail Pkg. | OEM Bulk Pkg. |
|-----------|--------------|-------------|---------------|
| Straight  | Black        | 0597DP4BLK  | 0597004BLK    |
| Straight  | White        | 0597DP4WHT  | 0597004WHT    |
| 90° Angle | Black        | 0598DP4BLK  | 0598004BLK    |
| 90° Angle | White        | 0598DP4WHT  | 0598004WHT    |



Spare Splash Guard Cap: Black, Cat. No. 0570B0099A, White, Cat. No. 0570W0099A

**Note: All of the Above Vents are Designed to Meet the Requirements of U.S.C.G. Safety Standards January 31, 1977, for Gasoline Fuel Systems 33 CFR 183.**

## Fuel Tank Vents

### Straight or 90° Angled Tank Vent with Swivel Elbow Angled Design Allows Elbow to be Rotated to any Position

- Material: Zinc Alloy and Polymer  
 Finish: Fig. 0570: Chrome Plated Straight Body with Black or White Splash Guard  
 Fig. 0571: Plain 90° Elbow with Black or White Splash Guard  
 For Vent Hose: 5/8"  
 Max. Hull Thickness: 3/4"
- Features: Removable 30 Mesh Stainless Steel Wire Screen Flame Arrestor (for use with gasoline applications)



Fig. 0570



Fig. 0571



| Style     | Splash Guard | Retail Pkg. | OEM Bulk Pkg. |
|-----------|--------------|-------------|---------------|
| Straight  | Black        | 0570DP4BLK  | 0570004BLK    |
| Straight  | White        | 0570DP4WHT  | 0570004WHT    |
| 90° Angle | Black        | 0571DP4BLK  | 0571004BLK    |
| 90° Angle | White        | 0571DP4WHT  | 0571004WHT    |

Spare Splash Guard Cap: Black, Cat. No. 0570B0099A, White, Cat. No. 0570W0099A

### Straight or 90° Angled Tank Vent with Swivel Elbow Angled Design Allows Elbow to be Rotated to any Position

- Material: Zinc Alloy and Polymer  
 Finish: Chrome Plated with Black or White Splash Guard  
 Fig. 0506: Chrome Plated Straight Body  
 Fig. 0561: Plain 90° Elbow Body  
 For Vent Hose: 5/8"
- Features: Removable 30 Mesh Stainless Steel Wire Screen Flame Arrestor (for use with gasoline applications)



Fig. 0506



Fig. 0561



| Style     | Splash Guard | Max. Hull Thickness | Retail Pkg. | OEM Bulk Pkg. |
|-----------|--------------|---------------------|-------------|---------------|
| Straight  | Black        | 3/4"                | 0506DP4CHR  | 0506004CHR    |
| Straight  | White        | 3/4"                | 0506DP4WHT  | 0506004WHT    |
| 90° Angle | Black        | 1"                  | 0561DP4CHR  | 0561004CHR    |
| 90° Angle | White        | 1"                  | 0561DP4WHT  | 0561004WHT    |

Splash Guard Black: Cat. No. 0518000BLK Splash Guard White: Cat. No. 0518000WHT

**Note: All of the Above Vents are Designed to Meet the Requirements of U.S.C.G. Safety Standards January 31, 1977, for Gasoline Fuel Systems 33 CFR 183.**

7  
Deck Plates, Fills, Tank Vents, and Ventilators



## Fuel Tank Vents

### Tank Vent

Material: Bronze  
 Finish: Chrome Plated  
 For Vent Hose: 5/8" or 3/4"  
 Features: Removable 30 Mesh Stainless Steel Wire Screen Flame Arrestor (for use with gasoline applications)




Fig. 0509



| Hose Size | Max. Hull Thickness | Retail Pkg. | OEM Bulk Pkg. |
|-----------|---------------------|-------------|---------------|
| 5/8"      | 3/4"                | 0509DP4CHR  | 0509004CHR    |
| 3/4"      | 5/8"                | 0509DP5CHR  | 0509005CHR    |

### Tank Vent

Material: Bronze  
 Finish: Chrome Plated  
 For Pipe Size: 3/8" or 1/2" Threads  
 Features: Removable 30 Mesh Stainless Steel Wire Screen Flame Arrestor (for use with gasoline applications)




Fig. 0503



| Pipe Size | Max. Hull Thickness | Retail Pkg. | OEM Bulk Pkg. |
|-----------|---------------------|-------------|---------------|
| 3/8"      | 7/8"                | 0503DP3CHR  | 0503003CHR    |
| 1/2"      | 7/8"                | 0503DP4CHR  | 0503004CHR    |

### Tank Vent

Material: Bronze  
 Finish: Chrome Plated  
 For Pipe Size: 3/8" or 1/2" Threads  
 Features: Removable 30 Mesh Stainless Steel Wire Screen Flame Arrestor (for use with gasoline applications)




Fig. 0515



| Pipe Size | Max. Hull Thickness | Retail Pkg. | OEM Bulk Pkg. |
|-----------|---------------------|-------------|---------------|
| 3/8"      | 5/8"                | 0515DP3CHR  | 0515003CHR    |
| 1/2"      | 5/8"                | 0515DP4CHR  | 0515004CHR    |

**Note: All of the Above Vents are Designed to Meet the Requirements of U.S.C.G. Safety Standards January 31, 1977, for Gasoline Fuel Systems 33 CFR 183.**

## Non-EPA Vented and Non-Vented Deck Fills for 1-1/2" Hose

### Gas, Diesel, Water and Waste Deck Fills

Patent Nos. 5,275,213 & 5,327,946

Material: Bronze Cap, Polymer Body with Stainless Steel Bead Chain (Except for Waste)  
 Finish: Chrome Plated Cap with Black Body  
 Fill Hose Size: 1-1/2"  
 Vent Hose Size: 5/8"  
 Ground Wire: Not Required  
 Mounting Hole Dia: 2-1/8"  
 O.D. Flange: 3-3/8"  
 Screw Size: #8  
 Neck Length: Vented Fills: 2-7/16"  
 Non-Vented Fill: 3-1/8"

Features:

- Integral Tank Vent with Anti Surge Valve
- Flame Arrestor (on gas and diesel only)
- Deck Plate Key and O-Ring Included

Fig. 0540: Angled Neck, Vented Fill

Fig. 0541: Straight Neck, Vented Fill

Fig. 0557: Straight Neck, Non-Vented Fill

Fig. 0556: Straight Neck, Non-Vented For Waste



Fig. 0540  
Shown

| Type                | Neck     | Retail Pkg.             | OEM Bulk Pkg.           |
|---------------------|----------|-------------------------|-------------------------|
| <b>Vented</b>       |          |                         |                         |
| Gas <sup>2</sup>    | Angled   | 0540DPGCHR <sup>1</sup> | 0540G00CHR <sup>1</sup> |
| Diesel <sup>2</sup> | Angled   | 0540DPDCHR              | 0540D00CHR              |
| Water               | Angled   | 0540DPWCHR              | 0540W00CHR              |
| Gas <sup>2</sup>    | Straight | 0541DPGCHR <sup>1</sup> | 0541G00CHR <sup>1</sup> |
| Diesel <sup>2</sup> | Straight | 0541DPDCHR              | 0541D00CHR              |
| Water               | Straight | 0541DPWCHR              | 0541W00CHR              |
| <b>Non-Vented</b>   |          |                         |                         |
| Gas <sup>2</sup>    | Straight | 0557DPGCHR <sup>1</sup> | 0557G00CHR <sup>1</sup> |
| Diesel <sup>2</sup> | Straight | 0557DPDCHR              | 0557D00CHR              |
| Water               | Straight | 0557DPWCHR              | 0557W00CHR              |
| Waste <sup>3</sup>  | Straight | 0556DP0CHR              | 0556000CHR              |



Fig. 1247

#### Vented Style Fills



Fig. 0540

Fig. 0541

Gas, Diesel or Water Options



Fig. 0540DPRBLK<sup>2</sup>  
Mounting Ring

#### Non-Vented Style Fills



Fig. 0557

Fig. 0556

Gas, Diesel or  
Water Options

Waste<sup>3</sup>

<sup>1</sup>NOTE: These Items Meet the Requirements of U.S.C.G. Safety Standards, January 31, 1977, for Gasoline Fuel Systems, 33 CFR 183. Fills shown on this page **DO NOT** meet the requirements for 40 CFR 1060 sub part B Emissions Standards and Related Requirements.

#### Spare Parts Ordering Information

Gas Cap, O-Ring & Retainer: 0540DPG99A  
 Diesel Cap, O-Ring & Retainer: 0540DPD99A  
 Water Cap, O-Ring & Retainer: 0540DPW99A  
 Waste Cap with O-Ring: 0556DP099A  
 Deck Plate Key: 1247DP0BLK  
 O-Ring Only: 054000099B

<sup>2</sup>Note: Consider using the Mounting Ring for all installations. Retail package includes mounting ring. See Page 122.

<sup>3</sup>NOTE: Fig. 0556 Complies with Adopted Standards on "Fittings" A.B.Y.C. Recommended Practices Standards Covering Sewage Holding and/or Treatment Devices for Marine Waste Systems.



Deck Plates, Fills, Tank Vents, and Ventilators

## Non-EPA Vented and Non-Vented Deck Fills for 1-1/2" Hose with Metallic Insert

### Gas, Diesel, Water and Waste Deck Fills

Patent Nos. 5,275,213 & 5,327,946

- Material: Scalloped Bronze or Stainless Steel Cap, Metallic Insert, Polymer Body and Tether
- Finish: Chrome Plated or Polished Cap with Black Body and Tether
- Fill Hose Size: 1-1/2"
- Vent Hose Size: 5/8"
- Ground Wire: Not Required
- Mounting Hole Dia: 2-1/8"
- O.D. Flange: 3-3/8"
- Screw Size: #8
- Neck Length: Vented Fills: 2-7/16"  
Non-Vented Fill: 3-1/8"

- Features:
- Integral Tank Vent with Anti Surge Valve
  - Flame Arrestor (on gas and diesel only)
  - Deck Plate Key Not Required
  - Color Coded Metallic Inserts for Gas, Diesel, Water and Waste

- Fig. 0580: Angled Neck, Vented Gas, Diesel, or Water Fill  
 Fig. 0581: Straight Neck, Vented Gas, Diesel, or Water Fill  
 Fig. 0551: Straight Neck, Non-Vented Gas, Diesel, or Water Fill  
 Fig. 0568: Straight Neck, Non-Vented Waste Fill



Fig. 0581 Shown

#### Vented Style Fills Gas, Diesel, or Water Options



Fig. 0580 Gas Angled

Fig. 0581 Diesel Straight

Fig. 0580 Water Angled

#### Non-Vented Style Fills



Fig. 0551 Gas, Diesel, or Water Options

Fig. 0568 Waste<sup>3</sup>

| Type                | Neck     | Chrome OEM Bulk Pkg.    | Stainless OEM Bulk Pkg. |
|---------------------|----------|-------------------------|-------------------------|
| <b>Vented</b>       |          |                         |                         |
| Gas <sup>2</sup>    | Angled   | 0580G00CHR <sup>1</sup> | 0580G00STS <sup>1</sup> |
| Diesel <sup>2</sup> | Angled   | 0580D00CHR              | 0580D00STS              |
| Water               | Angled   | 0580W00CHR              | 0580W00STS              |
| Gas <sup>2</sup>    | Straight | 0581G00CHR <sup>1</sup> | 0581G00STS <sup>1</sup> |
| Diesel <sup>2</sup> | Straight | 0581D00CHR              | 0581D00STS              |
| Water               | Straight | 0581W00CHR              | 0581W00STS              |
| <b>Non-Vented</b>   |          |                         |                         |
| Gas <sup>2</sup>    | Straight | 0551G00CHR <sup>1</sup> | 0551G00STS <sup>1</sup> |
| Diesel <sup>2</sup> | Straight | 0551D00CHR              | 0551D00STS              |
| Water               | Straight | 0551W00CHR              | 0551W00STS              |
| Waste <sup>3</sup>  | Straight | 0568000CHR              | 0568000STS              |



Fig. 0540DPRBLK<sup>2</sup> Mounting Ring

#### Color Coded Metallic Inserts



#### Spare Parts Ordering Information

Metallic Insert Kit 0030DP0006  
 (Includes 4 inserts:  
 Gas, Diesel, Water, & Waste)

<sup>2</sup>Note: Consider using the Mounting Ring for all installations. Retail package includes mounting ring. See Page 122

<sup>3</sup>Note: Fig. 0568 Complies with Adopted Standards on "Fittings" A.B.Y.C. Recommended Practices Standards Covering Sewage Holding and/or Treatment Devices for Marine Waste Systems.





## Non-EPA Vented and Non-Vented Deck Fills for 1-1/2" Hose with Resin Insert

### Gas, Diesel, Water and Waste Deck Fills

Patent Nos. 5,275,213 & 5,327,946

- Material: Scalloped Bronze or Stainless Steel Cap, Resin Insert, Polymer Body and Tether
- Finish: Chrome Plated or Polished Cap with Black Body and Tether
- Fill Hose Size: 1-1/2"
- Vent Hose Size: 5/8"
- Ground Wire: Not Required
- Mounting Hole Dia: 2-1/8"
- O.D. Flange: 3-3/8"
- Screw Size: #8
- Neck Length: Vented Fills: 2-7/16"  
Non-Vented Fill: 3-1/8"
- Features:
  - Integral Tank Vent with Anti Surge Valve
  - Flame Arrestor (on gas and diesel only)
  - Deck Plate Key Not Required
  - Color Coded Resin Inserts for Gas, Diesel, Water and Waste

Fig. 0582: Angled Neck, Vented Gas, Diesel, or Water Fill

Fig. 0583: Straight Neck, Vented Gas, Diesel, or Water Fill

Fig. 0552: Straight Neck, Non-Vented Gas, Diesel, or Water Fill

Fig. 0569: Straight Neck, Non-Vented Waste Fill

**Fig. 0582 Gas Shown**



| Type                | Neck     | Chrome OEM Bulk Pkg.    | Stainless OEM Bulk Pkg. | Retail Pkg.                                  |
|---------------------|----------|-------------------------|-------------------------|--|
| <b>Vented</b>       |          |                         |                         |  |
| Gas <sup>2</sup>    | Angled   | 0582G00CHR <sup>1</sup> | 0582G00STS <sup>1</sup> | 0582DP0CHR <sup>1</sup>                      |
| Diesel <sup>2</sup> | Angled   | 0582D00CHR              | 0582D00STS              | (Angled Fill, Chrome Cap with 3 Inserts)     |
| Water               | Angled   | 0582W00CHR              | 0582W00STS              |  |
| Gas <sup>2</sup>    | Straight | 0583G00CHR <sup>1</sup> | 0583G00STS <sup>1</sup> | 0583DP0CHR <sup>1</sup>                      |
| Diesel <sup>2</sup> | Straight | 0583D00CHR              | 0583D00STS              | (Straight Fill, Chrome Cap with 3 Inserts)   |
| Water               | Straight | 0583W00CHR              | 0583W00STS              |  |
| <b>Non-Vented</b>   |          |                         |                         |  |
| Gas <sup>2</sup>    | Straight | 0552G00CHR <sup>1</sup> | 0552G00STS <sup>1</sup> | 0552DP0CHR <sup>1</sup>                      |
| Diesel <sup>2</sup> | Straight | 0552D00CHR              | 0552D00STS              | (Non-Vented Fill, Chrome Cap with 4 Inserts) |
| Water               | Straight | 0552W00CHR              | 0552W00STS              |  |
| Waste <sup>3</sup>  | Straight | 0569000CHR              | 0569000STS              |  |

#### Color Coded Resin Inserts



**Fig. 0540DPRBLK<sup>2</sup> Mounting Ring**

#### Vented Style Fills



**Fig. 0583 Gas, Diesel, or Water Options**

#### Non-Vented Style Fills



**Fig. 0552 Gas, Diesel, or Water Options**

**Fig. 0569 Waste<sup>3</sup>**

Note: Retail Pkg for vented fills includes fill, cap and 3 inserts (Gas, Diesel, & Water). Use Gas insert on fill only with Non-EPA Compliant fuel systems.

Note: Retail Pkg for non-vented fills includes fill, cap and 4 inserts (Gas, Diesel, Water, & Waste). Use Gas insert on fill only with Non-EPA Compliant fuel systems.

<sup>1</sup>NOTE: These Items Meet the Requirements of U.S.C.G. Safety Standards, January 31, 1977, for Gasoline Fuel Systems, 33 CFR 183. Fills shown on this page **DO NOT** meet the requirements for 40 CFR 1060 sub part B Emissions Standards and Related Requirements.

#### Spare Parts Ordering Information

Cap for Vented Fills: Cap, O-Ring & Retainer: 0582DPC99A (Includes 3 Resin inserts: Gas, Diesel & Water)

Cap for Non-Vented Fills: 0552DPC99A (incl. 4 inserts)

Resin Insert Kit: 0030DP0004 (includes 4 inserts: Gas, Diesel, Water, & Waste)

<sup>2</sup>Note: Consider using the Mounting Ring for all installations. Retail package includes mounting ring. See Page 122

<sup>3</sup>NOTE: Fig. 0569 Complies with Adopted Standards on "Fittings" A.B.Y.C. Recommended Practices Standards Covering Sewage Holding and/or Treatment Devices for Marine Waste Systems.



## Non-EPA Vented and Non-Vented Deck Fills for 1-1/2" Hose

### Gas, Diesel, Water and Waste Deck Fills

Patent Nos. 5,275,213 & 5,327,946

Material: Bronze Cap, Polymer Body with Stainless Steel Bead Chain (Except for Waste)  
 Finish: Chrome Plated Cap with Black Body  
 Fill Hose Size: 1-1/2"  
 Vent Hose Size: 5/8"  
 Ground Wire: Not Required  
 Mounting Hole Dia: 2-1/8"  
 O.D. Flange: 3-3/8"  
 Screw Size: #8  
 Neck Length: Vented Fills: 2-7/16"  
 Non-Vented Fill: 3-1/8"

- Features:
- Integral Tank Vent with Anti Surge Valve
  - Flame Arrestor (on gas and diesel only)
  - Deck Plate Key Not Required

Fig. 0590: Angled Neck, Vented Gas, Diesel, or Water Fill  
 Fig. 0591: Straight Neck, Vented Gas, Diesel, or Water Fill  
 Fig. 0564: Straight Neck, Non-Vented Gas, Diesel, or Water Fill  
 Fig. 0563: Straight Neck, Non-Vented Waste Fill



Fig. 0590 Gas Shown

| Type                | Neck     | Cap Material | Retail Pkg.             | OEM Bulk Pkg.           |
|---------------------|----------|--------------|-------------------------|-------------------------|
| <b>Vented</b>       |          |              |                         |                         |
| Gas <sup>2</sup>    | Angled   | Chrome       | 0590DPGCHR <sup>1</sup> | 0590G00CHR <sup>1</sup> |
| Diesel <sup>2</sup> | Angled   | Chrome       | 0590DPDCHR              | 0590D00CHR              |
| Water               | Angled   | Chrome       | 0590DPWCHR              | 0590W00CHR              |
| Gas <sup>2</sup>    | Straight | Chrome       | 0591DPGCHR <sup>1</sup> | 0591G00CHR <sup>1</sup> |
| Diesel <sup>2</sup> | Straight | Chrome       | 0591DPDCHR              | 0591D00CHR              |
| Water               | Straight | Chrome       | 0591DPWCHR              | 0591W00CHR              |
| <b>Non-Vented</b>   |          |              |                         |                         |
| Gas <sup>2</sup>    | Straight | Chrome       | 0564DPGCHR <sup>1</sup> | 0564G00CHR <sup>1</sup> |
| Diesel <sup>2</sup> | Straight | Chrome       | 0564DPDCHR              | 0564D00CHR              |
| Water               | Straight | Chrome       | 0564DPWCHR              | 0564W00CHR              |
| Waste <sup>3</sup>  | Straight | Chrome       | 0563DP0CHR              | 0563000CHR              |

#### Vented Style Fills



Fig. 0590 Gas, Diesel or Water Options  
 Fig. 0591 Gas, Diesel or Water Options



Fig. 0540DPRBLK<sup>2</sup> Mounting Ring

#### Non-Vented Style Fills



Fig. 0564 Gas, Diesel or Water Options  
 Fig. 0563 Waste<sup>3</sup>

<sup>1</sup>NOTE: These Items Meet the Requirements of U.S.C.G. Safety Standards, January 31, 1977, for Gasoline Fuel Systems, 33 CFR 183. Fills shown on this page **DO NOT** meet the requirements for 40 CFR 1060 sub part B Emissions Standards and Related Requirements.

#### Spare Parts Ordering Information

Figs. 0590/0591 Gas Cap, O-Ring & Retainer: 0590DPG99A  
 Figs. 0564/0590/0591 Diesel Cap, O-Ring, & Retainer: 0590DPD99A  
 Figs. 0564/0590/0591 Water Cap, O-Ring, & Retainer: 0590DPW99A  
 Fig. 0563 Waste Cap with O-Ring: 0563DP099A  
 O-Ring Only: 054000099B

<sup>2</sup>Note: Consider using the Mounting Ring for all installations. Retail package includes mounting ring. See Page 122

<sup>3</sup>NOTE: Fig. 0563 Complies with Adopted Standards on "Fittings" A.B.Y.C. Recommended Practices Standards Covering Sewage Holding and/or Treatment Devices for Marine Waste Systems.

**PROP 65 WARNING**  
 (Contains Lead)



7 Deck Plates, Fills, Tank Vents, and Ventilators

## Non-EPA Vented Flip Top Deck Fills for 1-1/2" Hose

### Flip-Top Gas and Water Deck Fills

Patent No. 5,275,213

Material: All Polymer Body & Cap  
 Finish: Fig. 1318: Black Cap and Body  
 Fig. 1319: Black or White Cap and Body  
 Fill Hose Size: 1-1/2"  
 Vent Hose Size: 5/8"  
 Ground Wire: Not Required  
 Screw Size: #10  
 Neck Length: 2-7/16"

- Features:
- Integral Tank Vent with Anti Surge Valve
  - Flame Arrestor (on gas only)
  - Deck Plate Key Not Required
- Fig. 1318: 35° Angled Neck, Vented Gas  
 Fig. 1319: Straight Neck, Vented Gas, or Water Fill



| Type  | Neck     | Body Color | Retail Pkg.             | OEM Bulk Pkg.           |
|-------|----------|------------|-------------------------|-------------------------|
| Gas   | Angled   | Black      | 1318DPGBLK <sup>1</sup> | 1318G00BLK <sup>1</sup> |
| Gas   | Straight | Black      | 1319DPGBLK <sup>1</sup> | 1319G00BLK <sup>1</sup> |
| Gas   | Straight | White      | 1319DPGWHT <sup>1</sup> | 1319G00WHT <sup>1</sup> |
| Water | Straight | Black      | 1319DPWBLK              | 1319W00BLK              |
| Water | Straight | White      | 1319DPWWHT              | 1319W00WHT              |

### Replacement Vented Flip-Top Cap for Non-EPA Fills with 1-1/2" Hose

- Material: Polymer  
 Finish: Black or White  
 Installation: Requires 5-1/4" Dia. Mounting Surface  
 Screw Size: #8
- Features:
- Easily Mounts Directly on Gunnel without Removing Fill Body
  - Includes Metallic Inserts for Gas, Diesel, or Water Fills
  - Integral Tank Vent with Flame Arrestor and Anti Surge Valve
  - No Deck Plate Key or Ground Wire Required

**NEW  
PRODUCT**



**NOTICE:**  
**Fig. 0795 NOT for replacement of any ratcheting (and/or EPA style) fuel caps**

**Use Fig. 0795 ONLY with PERKO® Vented Fills**  
 Fig. Nos.: 0540, 0541, 0542, 0543, 0580, 0581, 0582, 0583, 0590 & 0591

| Color | Retail Pkg.             |
|-------|-------------------------|
| Black | 0795DP0BLK <sup>1</sup> |
| White | 0795DP0WHT <sup>1</sup> |

**COLOR CODED METALLIC INSERTS**



<sup>1</sup>NOTE: These Items Meet the Requirements of U.S.C.G. Safety Standards, January 31, 1977, for Gasoline Fuel Systems, 33 CFR 183. Fills shown on this page **DO NOT** meet the requirements for 40 CFR 1060 sub part B Emissions Standards and Related Requirements.



## Non-EPA Vented and Non-Vented Deck Fills for Hose

### Gas and Water Deck Fills for 1-1/2" Hose

Patent Nos. 5,275,213 & 5,327,946

- Material: All Polymer Body, Cap, & Retainer
- Finish: Black or White Cap with Black Body
- Hose Size: 1-1/2"
- Vent Hose Size: 5/8"
- Ground Wire: Not Required
- Mounting Hole Dia: 2-1/8"
- O.D. Flange: 3-3/8"
- Screw Size: #8
- Neck Length: 2-7/16"
- Features:
  - Integral Tank Vent with Anti Surge Valve
  - Flame Arrestor (on gas and diesel only)
  - Deck Plate Key Included

Fig. 0542: Angled Neck, Vented Gas, or Water Fill

Fig. 0543: Straight Neck, Vented Gas, or Water Fill



| Type             | Neck     | Cap Color | Retail Pkg.             | OEM Bulk Pkg.           |
|------------------|----------|-----------|-------------------------|-------------------------|
| Gas <sup>2</sup> | Angled   | Black     | 0542DPGBLK <sup>1</sup> | 0542G00BLK <sup>1</sup> |
| Gas <sup>2</sup> | Angled   | White     | 0542DPGWHT <sup>1</sup> | 0542G00WHT <sup>1</sup> |
| Gas <sup>2</sup> | Straight | Black     | 0543DPGBLK <sup>1</sup> | 0543G00BLK <sup>1</sup> |
| Gas <sup>2</sup> | Straight | White     | 0543DPGWHT <sup>1</sup> | 0543G00WHT <sup>1</sup> |
| Water            | Angled   | Black     | 0542DPWBLK              | 0542W00BLK              |
| Water            | Straight | Black     | 0543DPWBLK              | 0543W00BLK              |



### Gas and Water Deck Fills for 2" Hose

Patent No. 5,275,213

- Material: Bronze
- Finish: Chrome Plated
- Fill Hose Size: 2"
- Vent Hose Size: 5/8" (vented fills only)
- Screw Size: #8
- Ground Wire: Required
- O.D. Flange: Fig 0576: 3-3/8"
- Mounting Hole Dia.: Fig 0576: 2-1/4"
- Neck Length: Fig. 0576 & 0577: 3-5/8"
- Fig. 0579: 4-3/4"
- Features:
  - Integral Tank Vent with Flame Arrestor (on Vented Fills Only)
  - Deck Plate Key, O-Ring, and Integral Retainer on Cap Included

Fig. 0576: Straight Neck, Non-Vented Gas, or Diesel Fill

Fig. 0577: Straight Neck, Vented Gas, or Diesel Fill

Fig. 0579: Angled Neck, Vented Gas, or Diesel Fill



Fig. 1247



Alternate Style Cap Available. Contact Factory.

**PROP 65 WARNING**  
(Contains Lead)

| Marked | Neck     | Vented | Standard Pkg.           |
|--------|----------|--------|-------------------------|
| Gas    | Straight | Yes    | 0577G00CHR <sup>1</sup> |
| Diesel | Straight | Yes    | 0577D00CHR              |
| Gas    | Angled   | Yes    | 0579G00CHR <sup>1</sup> |
| Diesel | Angled   | Yes    | 0579D00CHR              |
| Gas    | Straight | No     | 0576G00CHR <sup>1</sup> |
| Diesel | Straight | No     | 0576D00CHR              |

<sup>1</sup>NOTE: These Items Meet the Requirements of U.S.C.G. Safety Standards, January 31, 1977, for Gasoline Fuel Systems, 33 CFR 183. Fills shown on this page **DO NOT** meet the requirements for 40 CFR 1060 sub part B Emissions Standards and Related Requirements.

#### Spare Parts Ordering Information

##### Figs. 0542 & 0543

Black Gas Cap, O-Ring, & Retainer: 0542DPG99B,  
White Gas Cap, O-Ring, & Retainer: 0542DPG99W,  
Black Water Cap, O-Ring, & Retainer: 0542DPW99B,  
O-Ring Only: 054000099B

##### Figs. 0576, 0577 & 0579

Gas Cap & O-Ring: 0576DPG99A  
Diesel Cap & O-Ring: 0576DPD99A  
Retaining Ring: 0537DP2  
Deck Plate Key: 1247DP0BLK

<sup>2</sup>Note: Consider using the Mounting Ring for all installations. Retail package includes mounting ring. See Page 122

## Non-EPA, Non-Vented Deck Fills for 1-1/2" Hose

### Non-Vented Gas, Diesel, Water and Waste Deck Fills for 1-1/2" Hose

Material: Bronze  
 Finish: Chrome Plated  
 Fill Hose Size: 1-1/2"  
 Screw Size: #8  
 Ground Wire: Required for Fig. 0520 Gas Fills  
 O.D. Flange: 3-1/8"  
 Mounting Hole Dia.: 2-1/8"  
 Neck Length: 3-1/2"  
 Features:
 

- Deck Plate Key and O-Ring Included
- Cap Has a Slot Between the Holes

Fig. 0520: Non-Vented Gas, Diesel, or Water Fills with Retainer on Cap

Fig. 0507: Non-Vented Waste Fill



**Fig. 0520**  
Gas, Diesel & Water



**Fig. 0507** Waste



**Fig. 1248**



| Type               | Retail Pkg.             | OEM Bulk Pkg.           |
|--------------------|-------------------------|-------------------------|
| Gas                | 0520DPGCHR <sup>1</sup> | 0520G00CHR <sup>1</sup> |
| Diesel             | 0520DPDCHR              | 0520D00CHR              |
| Water              | 0520DPWCHR              | 0520W00CHR              |
| Waste <sup>2</sup> | 0507DP0CHR              | 0507000CHR              |

### Non-Vented Gas, Diesel, Water and Waste Deck Fills for 1-1/2" Hose

Material: Zinc Alloy Body, Polymer Cap  
 Finish: Chrome Plated  
 Fill Hose Size: 1-1/2"  
 Screw Size: #8  
 Ground Wire: Required for Fig. 1270 Gas Fills  
 O.D. Flange: 3-1/8"  
 Mounting Hole Dia.: 2-1/8"  
 Neck Length: 3-1/2"  
 Features:
 

- Deck Plate Key and O-Ring Included
- Cap Has a Slot Between the Holes

Fig. 1270: Non-Vented Gas, Diesel, or Water Fills with Retainer on Cap

Fig. 1269: Non-Vented Waste Fill



**Fig. 1269** Waste



**Fig. 1270**  
Gas, Diesel & Water



**Fig. 1248**

| Type               | Retail Pkg.             | OEM Bulk Pkg.           |
|--------------------|-------------------------|-------------------------|
| Gas                | 1270DPGCHR <sup>1</sup> | 1270G00CHR <sup>1</sup> |
| Diesel             | 1270DPDCHR              | 1270D00CHR              |
| Water              | 1270DPWCHR              | 1270W00CHR              |
| Waste <sup>2</sup> | 1269DP0CHR              | 1269000CHR              |

<sup>1</sup>NOTE: These Items Meet the Requirements of U.S.C.G. Safety Standards, January 31, 1977, for Gasoline Fuel Systems, 33 CFR 183. Fills shown on this page **DO NOT** meet the requirements for 40 CFR 1060 sub part B Emissions Standards and Related Requirements.

<sup>2</sup>NOTE: Figs. 0507 & 1269 Comply with Adopted Standards on "Fittings" A.B.Y.C. Recommended Practices Standards Covering Sewage Holding and/or Treatment Devices for Marine Waste Systems.

#### Spare Parts Ordering Information

##### Figs. 0520 & 0507

Fig. 0520 Cap with O-Ring and Retainer: 0520DP099A.  
 Fig. 0507 Waste Cap with O-Ring: 0507DP099A.  
 O-Rings Only (2 per bag): 0520DP099B Deck Plate Key: 12487-8DP.

##### Figs. 1269 & 1270

Fig. 1270 Gas Cap with O-Ring and Retainer: 1270DPG99A  
 Fig. 1270 Diesel Cap with O-Ring and Retainer: 1270DPD99A  
 Fig. 1270 Water Cap with O-Ring and Retainer: 1270DPW99A  
 Fig. 1269 Waste Cap with O-Ring: 1269DP099A  
 O-Rings Only (2 per bag): 0513DP8 Deck Plate Key: 12487-8DP

## Non-EPA, Non-Vented Deck Fills for 1-1/2" Hose

### Non-Vented Gas and Diesel Fills with Locking Cap for 1-1/2" Hose

Patent No. 3,828,714

|                     |  |
|---------------------|--|
| Material:           | Bronze Flange and Polymer Body and Cap   |
| Finish:             | Chrome Plated Flange and Black Body  |
| Fill Hose Size:     | 1-1/2"   |
| Screw Size:         | #8   |
| Ground Wire:        | Required (Grounding Screw Included)  |
| O.D. Flange:        | 3-3/8"   |
| Mounting Hole Dia.: | 2-1/8"   |
| Neck Length:        | 3-1/8"   |
| Features:           | <ul style="list-style-type: none"> <li>• Cap Retainer and Gasket Included</li> <li>• Locking Cap Has a Cover for the Key Hole</li> <li>• Locking Cap with Strap</li> </ul> |



Fig. 0599

| Type   | Retail Pkg.             | OEM Bulk Pkg.           |
|--------|-------------------------|-------------------------|
| Gas    | 0599DPGCHR <sup>1</sup> | 0599G00CHR <sup>1</sup> |
| Diesel | 0599DPDCHR              | 0599D00CHR              |

**Spare Parts Ordering Information**

Cap with O-Ring and 2 Keys: 1324DP1BLK.



### Non-Vented Gas Fills for 1-1/2" Hose

Patent No. 3,828,714

|                     |   |
|---------------------|---|
| Material:           | Zinc Alloy Body with Polymer Flange, Cap, and Strap |
| Finish:             | Black Flange  |
| Fill Hose Size:     | 1-1/2"  |
| Screw Size:         | #6  |
| Ground Wire:        | Required (Grounding Screw Included)                 |
| O.D. Flange:        | 3-1/8"  |
| Mounting Hole Dia.: | 2-1/8"  |
| Neck Length:        | 1-7/8"  |
| Features:           | Cap Retainer and Gasket Included                    |

Fig. 1313: Non-Locking Fill

Fig. 1399: Locking Fill Cap with Cover for the Key Hole

| Type       | Retail Pkg.             | OEM Bulk Pkg.           |
|------------|-------------------------|-------------------------|
| Gas        | 1313DP0CHR <sup>1</sup> | 1313000CHR <sup>1</sup> |
| Gas w/Lock | 1399DP0CHR <sup>1</sup> | 1399000CHR <sup>1</sup> |

**Spare Parts Ordering Information**

Non-Locking Cap: 0126DP0BLK

Locking Cap with 2 Keys: 1324DP0BLK



Fig. 1399



Fig. 1313



### Non-Vented Gas Fill for 1-1/2" Hose - Patent No. 3,828,714

|                     |   |
|---------------------|---|
| Material:           | Fiber Reinforced, U.V. Stabilized Polymer Body and Cap  |
| Finish:             | Black   |
| Fill Hose Size:     | 1-1/2"  |
| Screw Size:         | #8  |
| Ground Wire:        | Not Required  |
| O.D. Flange:        | 3-1/16"   |
| Mounting Hole Dia.: | 1-3/4"  |
| Neck Length:        | 2-7/16"   |
| Features:           | <ul style="list-style-type: none"> <li>• O-Ring and Cap Retainer Included</li> <li>• Easy-Grip Cap, No Deck Plate Key Required</li> </ul> |

| Type | Retail Pkg.             | OEM Bulk Pkg.           |
|------|-------------------------|-------------------------|
| Gas  | 1613DP0BLK <sup>1</sup> | 1613000BLK <sup>1</sup> |

**Spare Parts Ordering Information**

Cap with O-Ring and Retainer: 161300099A

O-Rings (2 per bag): 1313DP099A



Fig. 1613



<sup>1</sup>NOTE: These Items Meet the Requirements of U.S.C.G. Safety Standards, January 31, 1977, for Gasoline Fuel Systems, 33 CFR 183. Fills shown on this page **DO NOT** meet the requirements for 40 CFR 1060 sub part B Emissions Standards and Related Requirements.



## Non-EPA, Non-Vented Deck Fills for Pipe

### Non-Vented Deck Plates For Pipe

Patent No. 3,828,714

- Material: Cast Bronze  
 Finish: Plain or Chrome Plated  
 For Pipe Sizes: 1" to 3" NPS  
 Screw Size: #8 for 1", 1-1/4", 1-1/2" and 2"  
 #10 for 2-1/2" and 3"  
 Ground Wire: Required (for Gas)  
 Features:
- Deck Plate Key and O-Ring Included
  - Pipe Sizes 1", 1-1/4" and 1-1/2" Inch Caps Have a Slot Between the Holes
  - Pipe Sizes 2", 2-1/2" and 3" Inch Have 4 Mounting Holes



Fig. 1248



Fig. 0528 Gas

| For Unmarked Fills |             |                    |                     |                         |                           |
|--------------------|-------------|--------------------|---------------------|-------------------------|---------------------------|
| Pipe Size          | O.D. Flange | Mounting Hole Dia. | Plain Standard Pkg. | Chr. Plated Retail Pkg. | Chr. Plated OEM Bulk Pkg. |
| 1"                 | 2-7/8"      | 1-1/2"             | 0528006PLB          | 0528006CHR              | -----                     |
| 1-1/4"             | 3-5/16"     | 2-1/8"             | 0528007PLB          | 0528007CHR              | -----                     |
| 1-1/2"             | 3-5/8"      | 2-3/8"             | 0528008PLB          | 0528DP8CHR              | 0528008CHR                |
| 2"                 | 4-1/4"      | 3"                 | 0528009PLB          | 0528009CHR              | -----                     |
| 2-1/2"             | 4-5/8"      | 3-5/8"             | 0528010PLB          | 0528010CHR              | -----                     |
| 3"                 | 5-3/8"      | 4"                 | 0528011PLB          | 0528011CHR              | -----                     |

| For Gas Fills <sup>1</sup> |             |                    |                     |                         |                           |
|----------------------------|-------------|--------------------|---------------------|-------------------------|---------------------------|
| Pipe Size                  | O.D. Flange | Mounting Hole Dia. | Plain Standard Pkg. | Chr. Plated Retail Pkg. | Chr. Plated OEM Bulk Pkg. |
| 1-1/2"                     | 3-5/8"      | 2-3/8"             | 0528G08PLB          | 0528DPGCHR              | 0528G08CHR                |
| 2"                         | 4-1/4"      | 3"                 | -----               | 0528G09CHR              | 0528G09CHR                |

| For Diesel Fills |             |                    |                     |                         |                           |
|------------------|-------------|--------------------|---------------------|-------------------------|---------------------------|
| Pipe Size        | O.D. Flange | Mounting Hole Dia. | Plain Standard Pkg. | Chr. Plated Retail Pkg. | Chr. Plated OEM Bulk Pkg. |
| 1-1/2"           | 3-5/8"      | 2-3/8"             | 0528D08PLB          | 0528DPDCHR              | 0528D08CHR                |
| 2"               | 4-1/4"      | 3"                 | 0528D09PLB          | 0528D09CHR              | -----                     |

| For Water Fills |             |                    |                     |                         |                           |
|-----------------|-------------|--------------------|---------------------|-------------------------|---------------------------|
| Pipe Size       | O.D. Flange | Mounting Hole Dia. | Plain Standard Pkg. | Chr. Plated Retail Pkg. | Chr. Plated OEM Bulk Pkg. |
| 1-1/2"          | 3-5/8"      | 2-3/8"             | 0528W08PLB          | 0528DPWCHR              | 0528W08CHR                |

| For Waste Fills <sup>2</sup> |             |                    |                     |                         |                           |
|------------------------------|-------------|--------------------|---------------------|-------------------------|---------------------------|
| Pipe Size                    | O.D. Flange | Mounting Hole Dia. | Plain Standard Pkg. | Chr. Plated Retail Pkg. | Chr. Plated OEM Bulk Pkg. |
| 1-1/2"                       | 3-5/8"      | 2-3/8"             | -----               | 0524DPOCHR              | 0524000CHR                |



Fig. 0528 Diesel



Fig. 0528 Water



Fig. 0528 Unmarked Plain



Fig. 0528 Unmarked Chrome



Fig. 0524 Waste<sup>2</sup>

<sup>1</sup>NOTE: These Items Meet the Requirements of U.S.C.G. Safety Standards, January 31, 1977, for Gasoline Fuel Systems, 33 CFR 183. Fills shown on this page **DO NOT** meet the requirements for 40 CFR 1060 sub part B Emissions Standards and Related Requirements.

<sup>2</sup>NOTE: Fig. 0524 Complies with Adopted Standards on "Fittings" A.B.Y.C. Recommended Practices Standards Covering Sewage Holding and/or Treatment Devices for Marine Waste Systems.

#### Spare Parts Ordering Information

| Pipe Size | Plain Bronze Cap with O-Ring | Chr. Plated Bronze Cap with O-Ring | Chr. Plated Bronze Waste Cap w/O-Ring | O-Rings Only (2/bag, 5 bags/Pkg) | Spare Key  |
|-----------|------------------------------|------------------------------------|---------------------------------------|----------------------------------|------------|
| 1"        | 0528P0699A                   | 0528C0699A                         | -----                                 | 0513006                          | 1248006DP  |
| 1-1/4"    | 0528P0799A                   | 0528C0799A                         | -----                                 | 0513007                          | 12487-8DP  |
| 1-1/2"    | 0528P0899A                   | 0528C0899A                         | 0524DP099A                            | 0513DP8                          | 12487-8DP  |
| 2"        | 0528P0999A                   | 0528C0999A                         | -----                                 | 0513009                          | 1248009DP  |
| 2-1/2"    | 0528P1099A                   | 0528C1099A                         | -----                                 | 0513010                          | 1248010ZNC |
| 3"        | 0528P1199A                   | 0528C1199A                         | -----                                 | 0513011                          | 052801199C |



## Fuel System Locking Insert, Caps, Mounting Ring and Retaining Cable

### Fuel System Locking Insert for 1-1/2" Vented Fills

- Material: Polymer Body with Zinc Alloy Lock Cylinder
- Features:
- Dual Purpose Key Opens Fill Cap & Locking Insert
  - Fits Most PERKO® Vented Fills
  - Available in Dealer Package or 12 Piece Countertop Display

**Note: Not for use with EPA Compliant gas fills with Vacuum Pressure Relief valves (VPR) Perko Fig. Nos. 0660, 0661, 0662, 0663, 0780, 0781, 0782, 0783, 0790 & 0791**

|                                  |                                     |
|----------------------------------|-------------------------------------|
| <b>Retail Pkg.</b><br>0525DP0BLK | <b>P.O.P. Display</b><br>0525DP0DIS |
|----------------------------------|-------------------------------------|



Counter Display

### Fuel System Locking Cap for 1-1/2" Non-Vented Fills

- Material: Polymer Body and Gasket with Zinc Alloy Lock Cylinder
- Features:
- Built in Lock Cylinder with Cover for Key Hole
  - Size #0 Fits PERKO Fills 1313 & 1399
  - Size #1 Fits PERKO Fills 0520, 0527, 0528, 0557, 0599 and 1270

|  |  |
|--|--|
| <b>Retail Pkg.</b><br>1324DP0BLK<br>1324DP1BLK | <b>Cap Outside Thread Diameter</b><br>1-15/32"<br>1-7/8" |
|--|--|



Fig. 0520 Fill Shown with Locking Cap

Fig. 1324

### Mounting Ring for Vented Fills

#### Installation Note: on the use of Vented Fuel Fills

PERKO® Fig. Nos. 0540, 0541, 0542, 0543, 0580, 0581, 0582, 0583, 0590, 0591, 0660, 0611, 0662, 0663, 0780, 0781, 0782, 0783, 0790 & 0791

The use of these heightening rings is required in any application where water might be splashed around a vented fill. The ring raises the opening between the fuel cap and fill an additional 3/8" above the deck surface, thereby reducing the likelihood that splashed water will enter the fuel system through the breathing vent. The split version of the ring is designed for aftermarket use on existing installations. In most cases, it allows the ring to be added without disconnecting fuel and vent hoses from the fill. For new OEM installations, rings are supplied without the split since they can be installed before hoses are connected to the fill.

NOTE: The ring will not prevent water from entering the system if the cap becomes submerged or substantially flooded. If this situation exists, the fill/vent must be moved to a dry location or replaced with a sealed cap and a separate vent located elsewhere.

- Material: Polymer Ring
- Finish: Black

|                                  |                                    |
|----------------------------------|------------------------------------|
| <b>Retail Pkg.</b><br>0540DPRBLK | <b>OEM Bulk Pkg.</b><br>0540RNGBLK |
|----------------------------------|------------------------------------|




Fig. 0540 Ring

### Retaining Cable for Deck Plates

- Material: Stainless Steel Cable, Ring, Fittings and Self Tapping Screw
- Cable Length: 7"

|                                       |                                  |   |
|---------------------------------------|----------------------------------|---|
| <b>Fill Hose Size</b><br>1-1/2"<br>2" | <b>Ring Dia.</b><br>1-3/8"<br>2" | <b>Retail Pkg.</b><br>0537DP<br>0537DP2 |
|---------------------------------------|----------------------------------|---|



Fig. 0537

## Deck Plate Keys

### Deck Plate Keys

- Material: Polymer  
 Cntr to Cntr of Lugs: 1-1/8"  
 Length Spade: 1"  
 Fits: PERKO 1-1/4" and 1-1/2" Deck Plates and Many Other "Slot" Type Opening Deck Plates
- Features: Fig. 1241:
  - Universal Deck Plate Key
  - 2 Holes for Key Chain
 Fig. 1247:
  - Compact Size
  - One Hole for Key Chain



**Fig. 1241**

For use with these style caps



| Length Overall | Retail Pkg. | OEM Bulk Pkg. |
|----------------|-------------|---------------|
| 4"             | 1241DP0BLK  | 1241000BLK    |
| 1-3/4"         | 1247DP0BLK  | 1247000BLK    |

For use with these style caps



**Fig. 1247**

### Deck Plate Keys

- Material: Polymer or Zinc Alloy  
 Finish: Black or Plain Zinc  
 Length Spade: 1"  
 Fits: 1" Thru 1-1/2" Deck Plates and Many Other "Slot" Type Opening Deck Plates
- Features: One Hole for Key Chain



**Fig. 1248 - Polymer**



Zinc-Alloy

| For Deck Plate Size | Center to Center of Lugs | Length Overall | Material | Retail Pkg. | Standard. Pkg. |
|---------------------|--------------------------|----------------|----------|-------------|----------------|
| 1"                  | 5/8"                     | 3-3/8"         | Polymer  | 1248006DP   | -----          |
| 1-1/4" & 1-1/2"     | 1-1/8"                   | 3-3/8"         | Polymer  | 12487-8DP   | 12487-8BLK     |
| 2"                  | 1-11/16"                 | 4-3/8"         | Zinc     | 1248009DP   | -----          |
| 2-1/2"              | 2"                       | 4-3/8"         | Zinc     | -----       | 1248010ZNC     |


For use with these style caps



### Adjustable Deck Plate Key

- Material: Zinc Alloy  
 Finish: Chrome Plated  
 Fits: Deck Plates up to 8" Diameter
- Features:
  - One Hole for Key Chain
  - Hardened Steel Pins

| Length Overall | Retail Pkg. |
|----------------|-------------|
| 8-1/2"         | 0826DP0CHR  |



**Fig. 0826**



## Replacement Pressure Relief Caps for EPA/CARB Fuel Systems

### Retail Packaged EPA & CARB Compliant Sealed Caps with Vacuum Pressure Relief valve (VPR)


All caps listed are interchangeable with PERKO® brand EPA/CARB Compliant Fills ONLY: Figs. 0640, 0641, 0642, 0643, 0660, 0661, 0662, 0663, 0680, 0681, 0682, 0683, 0690, 0691, 0780, 0781, 0782, 0783, 0790 & 0791

#### Material & Finish:

- A: Chrome Plated Bronze
- B & C: Black or White Polymer
- D: Chrome Plated Bronze
- E, F, & G: Stainless Steel Scalloped Cap with either
  - Red Metallic Insert
  - Red Metallic "No E-15" Insert Decal
  - Gray Metallic Gas Insert
- H: Stainless Steel Scalloped Cap with Resin Gas Decal

Features: All VPR Caps fit 1-1/2" Fills  
All Caps Include O-Ring and Retainer

### Sealed Cap with VPR Valve



Red Metallic

"No E-15"

Gray Metallic

Red Resin



| Cap Style | Cap Type      | Insert Type   | Retail Pkg |
|-----------|---------------|---------------|------------|
| A         | Chrome        | None          | 0660DPG99A |
| B         | Black Polymer | None          | 0662DPG99B |
| C         | White Polymer | None          | 0662DPG99W |
| D         | Chrome        | None          | 0790DPG99A |
| E         | Stainless     | Red Metallic  | 0780DPG98S |
| F         | Stainless     | "No E-15"     | 0780DPG98N |
| G         | Stainless     | Gray Metallic | 0780DPG98G |
| H         | Stainless     | Red Resin     | 0782DPG98S |



These caps meet the CARB and EPA requirements of U.S.C.G. Safety Standards (July 31, 2011) for 40 CFR Parts 9, 60, 80 et al. Control of Diurnal Emissions From Nonroad Spark-Ignition Engines and Equipment.

## Replacement Caps for Diesel, Water, Waste and Non-EPA/CARB Gas Fills

**\*Warning: These caps are NOT for use with EPA Compliant sealed fuel systems.**

**\*\*Note: Replacement waste caps are non-vented and do not include a retainer**

**Material & Finish:**

**For: Figs. 0540, 0541, 0542, 0543, 0580, 0581, 0582, 0583, 0590 & 0591**

- I: Chrome Plated Bronze - Vented
- J: Chrome Plated Bronze - Vented
- K: Black or White Polymer - Vented
- L: Chrome Plated Bronze Scalloped-Vented w/Resin Insert

**For: Figs. 0576 & 0579**

- M: Chrome Plated Bronze - Vented for 2" Fill

**For: Figs. 0552 & 0569**

- N: Chrome Plated Bronze, Scalloped - Non-Vented w/Resin Insert

**For: Figs. 0520, 0524 & 0507**

- O: Chrome Plated Bronze - Non-Vented

**For: Fig. 1270**

- P: Black Polymer - Non-Vented

Features: All Caps fit 1-1/2" Fills (Except Fig. 0576 Style)

All Caps Include O-Ring and Retainer (Except Waste)

**Vented Cap  
Shown**



**Retail Pkg.**

**I**



**Fig. 0540 Style - Vented:**

- Gas: 0540DPG99A\*
- Diesel: 0540DPD99A
- Water: 0540DPW99A
- Waste: 0556DP099A\*\*

**J**



**Fig. 0590 Style - Vented:**

- Gas: 0590DPG99A\*
- Diesel: 0590DPD99A
- Water: 0590DPW99A
- Waste: 0563DP099A\*\*

**K**



**Fig. 0542 Style - Vented:**

- Gas: Blk: 0542DPG99B\*  
Wh: 0542DPG99W\*
- Water: Blk: 0542DPW99B  
Wh: 0542DPW99W

**L**



**Fig. 0582 Style - Vented: 0582DPC99A\***  
(Includes 3 inserts Gas\*, Diesel, & Water)



**M**



**Fig. 0576 Style - Vented for 2" Fills:**

- Gas: 0576DPG99A\*
- Diesel: 0576DPD99A



**Retail Pkg.**

**N**




**Fig. 0552 Style- Non Vented:**

0552DPC99A\* (Includes 4 inserts Gas\*, Diesel, Water, & Waste)



**O**



**Fig. 0520, 0524 & 0507 Style - Non-Vented:**

- Fig. 0507: 0507DP099A\*\*
- Fig. 0520: 0520DP099A
- Fig. 0524: 0524DP099A\*\*
- Fig. 0528: See Page 121

**P**



**Fig. 1270 Style - Non-Vented:**

- Gas: 1270DPG99A
- Diesel: 1270DPD99A
- Water: 1270DPW99A

**Metallic Insert Kit - 0030DP0006**

Replacement Metallic decal kit. Contains one each Gas, Diesel, Water, & Waste decals. For Use with: Figs. 0580, 0581, 0551 & 0568



**Resin Insert Kit - 0030DP0004**

Replacement Resin decal kit. Contains one each Gas, Diesel, Water, & Waste decals. For Use with: Figs. 0552, 0569, 0582 & 0583



## Cowl and Clam Shell Ventilators

### Cowl Ventilator

Material: Zinc Alloy and Polymer Base  
 Finish: Chrome Plated with Black Base  
 Dimensions: Length: 5-3/4", Width: 4-3/8", Height: 2-5/8"  
 Cowl Opening: 8 Square Inches  
 Installs: 3" Duct Threads into Neck, Hose Clamps Not Required  
 Screw Size: #8

| Retail Pkg. | OEM Bulk Pkg. |
|-------------|---------------|
| 1312DP0CHR  | 1312000CHR    |



Fig. 1312

### Cowl Ventilator

Material: Zinc Alloy  
 Finish: Chrome Plated with Black PERKO-KOTE Base  
 Dimensions: Length: 5-1/8", Width: 4", Height: 3-7/8"  
 Cowl Opening: 7-1/3 Square Inches  
 Installs: 3" Duct Threads into Neck, Hose Clamps Not Required  
 Screw Size: #10

| Retail Pkg. | OEM Bulk Pkg. |
|-------------|---------------|
| 0870DP0CHR  | 0870000CHR    |



Fig. 0870

### Cowl Ventilator

Material: Brass with Cast Bronze Deck Plate  
 Finish: Chrome Plated or Polished with Painted White Ventilator inside  
 Dimensions: I.D. Deck Plate: 4", O.D. Deck Plate: 7-1/16"  
 Cowl Opening: Dia. 8", Width Opening: 8", Height Opening: 11"  
 Screw Size: #10  
 Features: Internal Thumb Screw Allows Cowl to be Locked in any Position

| Std. Pkg.  | Std. Pkg.     |
|------------|---------------|
| Polished   | Chrome Plated |
| 0510004POL | 0510004CHR    |



Fig. 0510

Spare Deck Plates, Covers and Keys; Refer to Fig. No. 0526, Pg 129.

### Clam Shell Ventilator

Material: Brass or Stainless Steel  
 Finish: Chrome Plated or Polished

| Finish      | Retail Pkg. | OEM Bulk Pkg. | Screw Size | Base Dimensions | Opening Height | Opening Width |
|-------------|-------------|---------------|------------|-----------------|----------------|---------------|
| Chrome      | 0315DP1CHR  | 0315001CHR    | 4          | 1-5/8" x 1-1/2" | 7/16"          | 7/8"          |
| Chrome      | 0315DP2CHR  | 0315002CHR    | 6          | 2" x 2"         | 9/16"          | 1-1/8"        |
| Polished SS | 0315DP1STS  | 0315001STS    | 4          | 1-5/8" x 1-1/2" | 7/16"          | 7/8"          |
| Polished SS | 0315DP2STS  | 0315002STS    | 6          | 2" x 2"         | 9/16"          | 1-1/8"        |



Fig. 0315

### Clam Shell Ventilator

Material: Brass  
 Finish: Chrome Plated  
 Dimensions: Base: 4" x 3-3/4"  
 Cowl Opening: Width Opening: 2-1/2", Height Opening: 1-5/8"  
 Screw Size: #6

| Retail Pkg. | OEM Bulk Pkg. |
|-------------|---------------|
| 0339DP0CHR  | 0339000CHR    |



Fig. 0339



7 Deck Plates, Fills, Tank Vents, and Ventilators



## Compartment Ventilators

### Ventilator

Material: Brass  
 Finish: Chrome Plated Frame and Screen  
 Dimensions: Length: 7-1/4", Width: 1-1/2"  
 Screw Size: #8



Fig. 0707



| Retail Pkg. | OEM Bulk Pkg. |
|-------------|---------------|
| 0707DP0CHR  | 0707000CHR    |

### Ventilator

Material: Brass or Stainless Steel  
 Finish: Chrome Plated or Polished  
 Dimensions: O.D. Size 1: 2-1/2"  
 O.D. Size 2: 3-1/4"  
 Screw Size: #6 R.H.




Fig. 0330



| Finish      | Retail Pkg. | OEM Bulk Pkg. |
|-------------|-------------|---------------|
| Chrome      | 0330DP1CHR  | 0330001CHR    |
| Chrome      | 0330DP2CHR  | 0330002CHR    |
| Polished SS | 0330DP1STS  | 0330001STS    |
| Polished SS | 0330DP2STS  | 0330002STS    |

### Transom or Locker Ventilator

Material: Zinc Alloy with Anodized Aluminum Expanded Mesh Screen  
 Finish: Chrome Plated  
 Dimensions: Width: 6", Height: 2"  
 Screw Size: #8




Fig. 1271

| Retail Pkg. | OEM Bulk Pkg. |
|-------------|---------------|
| 1271DP0CHR  | 1271000CHR    |

### Transom or Locker Ventilator

Material: Zinc Alloy with Anodized Aluminum Grill Type Screen  
 Finish: Chrome Plated  
 Dimensions: Width: 8-3/4", Height: 2-1/4"  
 Screw Size: #8




Fig. 1238

| Retail Pkg. | OEM Bulk Pkg. |
|-------------|---------------|
| 1238DP0CHR  | 1238000CHR    |

## Louver Ventilators

### Louver Ventilator

Material: Brass or Stainless Steel  
 Finish: Chrome Plated or Polished  
 Rows of Vents: 2  
 Screw Size: #4 R.H.

Fig. 0334



#2



#4A

| Finish      | Dimensions      | Length Louvers | Retail Pkg. | OEM Bulk Pkg. |
|-------------|-----------------|----------------|-------------|---------------|
| Chrome      | 3" x 2-1/2"     | 2"             | 0334002DP   | 0334002CHR    |
| Chrome      | 7-1/2" x 2-1/2" | 3"             | 033404ADP   | 033404ACHR    |
| Polished SS | 3" x 2-1/2"     | 2"             | 0334002DPS  | 0334002STS    |
| Polished SS | 7-1/2" x 2-1/2" | 3"             | 033404ADPS  | 033404ASTS    |

**PROP 65 WARNING**  
 (Contains Lead)

### Louver Ventilator

Material: Brass or Stainless Steel  
 Finish: Chrome Plated or Polished  
 Rows of Vents: 3  
 Screw Size: #4 R.H.

Fig. 0335



#9



#3



9A

| Finish      | Dimensions   | Length Louvers | Dealer Pkg. | OEM Bulk Pkg. |
|-------------|--------------|----------------|-------------|---------------|
| Chrome      | 3" x 3"      | 2"             | 0335003DP   | 0335003CHR    |
| Chrome      | 8" x 3"      | 2"             | 0335009DP   | 0335009CHR    |
| Chrome      | 11" x 3-1/2" | 3"             | 033509ADP   | 033509ACHR    |
| Polished SS | 3" x 3"      | 2"             | 0335003DPS  | 0335003STS    |
| Polished SS | 8" x 3"      | 2"             | 0335009DPS  | 0335009STS    |
| Polished SS | 11" x 3-1/2" | 3"             | 033509ADPS  | 033509ASTS    |

**PROP 65 WARNING**  
 (Contains Lead)

7

Deck Plates, Fills, Tank Vents, and Ventilators

## Water Fittings and Deck Plate

### Water Inlet Fitting

#### For Obtaining Water At Dockside

Material: Bronze Body with Black Polymer Watertight Plug and Stainless Steel Bead Chain  
 Finish: Chrome Plated  
 Connection: Standard Female Swivel Hose Connector  
 For Pipe Size: 1/2" NPT  
 O.D. Flange: 2-3/4"  
 Screw Size: #8

Fig. 0499



**Retail Pkg.** 0499DP0CHR  
**OEM Bulk Pkg.** 0499000CHR

Spare Plug with Chain: 0499DP099A.



### Water Outlet Fitting

#### For Use with On-Board Washdown Systems

Material: Bronze Body with Watertight Black Polymer Cap and Stainless Steel Bead Chain  
 Finish: Chrome Plated  
 Connection: Standard Male Hose Connector (MNT)  
 For Pipe Size: 1/2" NPT  
 O.D. Flange: 2-3/4"  
 Screw Size: #8

Fig. 0504



**Retail Pkg.** 0504DP0CHR  
**OEM Bulk Pkg.** 0504000CHR

Spare Cap with Chain: 0504DP099A




### Regular Deck Plate

Material: Cast Bronze  
 Finish: Plain or Chrome Plated  
 Deck Plate Key: Included

| I.D. Opening | O.D. Overall | Plain Standard Pkg. | Chrome Plated Standard Pkg. | Screw Size |
|--------------|--------------|---------------------|-----------------------------|------------|
| 3"           | 5-3/8"       | 0526003PLB          | 0526003CHR                  | 10         |
| 4"           | 7-1/16"      | 0526004PLB          | 0526004CHR                  | 10         |
| 5"           | 8-3/8"       | 0526005PLB          | 0526005CHR                  | 10         |
| 6"           | 9-3/8"       | 0526006PLB          | 0526006CHR                  | 1/4"       |

#### Spare Parts Ordering Information

| I.D. Opening | Plain Cap  | Chrome Plated Cap | Spare Key Only |
|--------------|------------|-------------------|----------------|
| 3"           | 0526P0399A | 0526C0399A        | 1248010ZNC     |
| 4"           | 0526P0499A | 0526C0499A        | 0539004PLB     |
| 5"           | 0526P0599A | 0526C0599A        | 0539005PLB     |
| 6"           | 0526P0699A | 0526C0699A        | 0539006PLB     |



Plain

Fig. 0526

Chrome





## Cleats

### Open Base Cleat

Material: Bronze  
Finish: Chrome Plated



Fig. 0572

| Length Overall | Dimensions Base    | Max. Rope Size | Mounting Holes Center to Center | Retail Pkg. | Standard Pkg. | Screw Size |
|----------------|--------------------|----------------|---------------------------------|-------------|---------------|------------|
| 8"             | 4" x 2-1/4"        | 3/4"           | 3.25"                           | 0572DP8CHR  | 0572008CHR    | 1/4"       |
| 10"            | 5-1/16" x 2-13/16" | 7/8"           | 4.0"                            | -----       | 0572010CHR    | 5/16"      |
| 12"            | 6-1/16" x 2-7/8"   | 1"             | 5.0"                            | -----       | 0572012CHR    | 5/16"      |
| 15"            | 7-3/8" x 3-5/8"    | 1-1/2"         | 6.0"                            | -----       | 0572015CHR    | 3/8"       |



### Open Base Cleat

Material: Zinc Alloy  
Finish: Chrome Plated



Fig. 1188

| Length Overall | Dimensions Base | Max. Rope Size | Mounting Holes Center to Center | Retail Pkg. | Standard Pkg. | Screw Size |
|----------------|-----------------|----------------|---------------------------------|-------------|---------------|------------|
| 4"             | 2-1/8" x 1-1/2" | 5/16"          | 1.5"                            | 1188DP4CHR* | 1188004CHR    | 10         |
| 6"             | 3" x 1-3/4"     | 7/16"          | 2.25"                           | 1188DP6CHR  | 1188006CHR    | 10         |
| 8"             | 4" x 2-1/8"     | 5/8"           | 3.2"                            | 1188DP8CHR  | 1188008CHR    | 1/4        |

\* Sold in pairs.

### Open & Closed Base Cleats

Material: Aluminum  
Finish: Plain



Fig. 0545

Open Base

| Base Style | Length Overall | Dimensions Base | Max. Rope Size | Retail Pkg. | OEM Bulk Pkg. | Screw Size |
|------------|----------------|-----------------|----------------|-------------|---------------|------------|
| Closed     | 3"             | 1-1/2" x 5/8"   | 1/4"           | 0545DP3ALU* | -----         | 8          |
| Closed     | 4"             | 1-5/8" x 3/4"   | 5/16"          | 0545DP4ALU* | -----         | 10         |
| Closed     | 5"             | 2" x 7/8"       | 3/8"           | 0545DP5ALU* | -----         | 1/4"       |
| Closed     | 6"             | 2-1/4" x 7/8"   | 7/16"          | 0545DP6ALU  | 0545006ALU    | 1/4"       |
| Open       | 8"             | 2-5/8" x 1-7/8" | 5/8"           | 0545DP8ALU  | 0545008ALU    | 1/4"       |
| Open       | 10"            | 3-5/8" x 1-1/2" | 3/4"           | -----       | 0545010ALU    | 5/16"      |
| Open       | 12"            | 4" x 1-1/2"     | 7/8"           | -----       | 0545012ALU    | 5/16"      |

\*Sold in pairs.



Closed Base

## Cleats

### Streamline Closed Base Cleat

Material: Zinc Alloy  
Finish: Chrome Plated



Fig. 0566

| Length Overall | Dimensions Base  | Max. Rope Size | Retail Pkg.* | Screw Size |
|----------------|------------------|----------------|--------------|------------|
| 2"             | 2-3/16" x 1-1/8" | 5/16"          | 0566DP2CHR   | 6          |
| 3"             | 3-1/8" x 1-1/2"  | 3/8"           | 0566DP3CHR   | 8          |
| 4-1/2"         | 4-7/16" x 1-7/8" | 1/2"           | 0566DP4CHR   | 10         |

\*Sold in pairs.

### Open Base Cleat

Material: Zinc Alloy  
Finish: Chrome Plated  
Dimensions: Overall Length: 6-1/2"  
Base: 3" x 1-1/8"  
Screw Size: 1/4"  
Max. Rope Size: 3/4"



Fig. 1252

| Retail Pkg.* | OEM Bulk Pkg. |
|--------------|---------------|
| 1252DP0CHR   | 1252000CHR    |

\*Sold in pairs.

### Open Base Cleat

Material: Aluminum  
Finish: Plain



Fig. 0530

| Length Overall | Dimensions Base | Max. Rope Size | Standard Pkg. | Screw Size |
|----------------|-----------------|----------------|---------------|------------|
| 8"             | 4 x 2"-1/4"     | 3/4"           | 0530008ALU    | 1/2"       |
| 10"            | 4-1/2" x 3"     | 7/8"           | 0530010ALU    | 1/2"       |
| 12"            | 6-1/2" x 2-7/8" | 1"             | 0530012ALU    | 5/8"       |
| 15"            | 7" x 3-1/4"     | 1-1/2"         | 0530015ALU    | 3/4"       |

## Cleats

### Open Base Cleat

Material: Zinc Alloy with Polymer Base  
 Finish: Chrome Plated with Black Base  
 Screw Size: 1/4"



Fig. 1326

| Length Overall | Dimensions Base | Max. Rope Size | Retail Pkg. | OEM Bulk Pkg. |
|----------------|-----------------|----------------|-------------|---------------|
| 5-3/4"         | 3-5/8" x 7/8"   | 1/2"           | 1326DP2CHR  | 1326002CHR    |

### Open Base Cleat

Material: Zinc Alloy, Polymer Base with Stainless Steel Studs, Nuts, and Washers  
 Finish: Chrome Plated with Black Base



Fig. 1316

| Length Overall | Max. Rope Size | Catalog Number | Stud Size      |
|----------------|----------------|----------------|----------------|
| 4-1/2"         | 3/8"           | 1316001CHR     | 12-24 x 1-1/2" |
| 6"             | 1/2"           | 1316002CHR     | 1/4" x 1-1/2"  |

### Open Base Cleat

Material: Zinc Alloy with Polymer Base  
 Finish: Chrome Plated with Black Base



Fig. 1306

| Length Overall | Max. Rope Size | Retail Pkg. | OEM Bulk Pkg. | Screw Size |
|----------------|----------------|-------------|---------------|------------|
| 4-1/2"         | 3/8"           | 1306DP1CHR* | 1306001CHR    | 10         |
| 6"             | 1/2"           | 1306DP2CHR  | 1306002CHR    | 1/4"       |

\*Sold in pairs.

### Closed Base Cleat

Material: Zinc Alloy with Polymer Base  
 Finish: Chrome Plated with Black Base




Fig. 1305

| Length Overall | Max. Rope Size | Retail Pkg. | Screw Size |
|----------------|----------------|-------------|------------|
| 4-1/2"         | 3/8"           | 1305DP1CHR* | 10         |
| 6"             | 1/2"           | 1305DP2CHR  | 1/4"       |

\*Sold in pairs.



## Chocks

### Straight Chock

Material: Bronze  
Finish: Chrome Plated



Fig. 0119

| Max. Rope Size | Length Overall | Width  | Retail Pkg. | OEM Bulk Pkg. | Screw Size |
|----------------|----------------|--------|-------------|---------------|------------|
| 3/4"           | 4"             | 7/8"   | 0119DP4CHR  | 0119004CHR    | 8          |
| 1"             | 6"             | 1-1/8" | 0119DP6CHR  | 0119006CHR    | 12         |



### Straight Chocks

Material: Zinc Alloy  
Finish: Chrome Plated



Fig. 1230

| Max. Rope Size | Length Overall | Width | Retail Pkg. | OEM Bulk Pkg. | Screw Size |
|----------------|----------------|-------|-------------|---------------|------------|
| 3/4"           | 4"             | 7/8"  | 1230DP0CHR  | 1230000CHR    | 8          |

Sold in pairs.

### Skene Bow Chocks

#### Port and Starboard Pair

Material: Zinc Alloy  
Finish: Chrome Plated



Fig. 1223

| Max. Rope Size | Length Overall | Width | Retail Pkg. | OEM Bulk Pkg. | Screw Size |
|----------------|----------------|-------|-------------|---------------|------------|
| 1/2"           | 3-1/2"         | 7/8"  | 1223DP0CHR  | 1223000CHR    | 8          |

Sold in pairs (Port & Starboard).

## Grab Rail Post, Rigging Tube, Mooring Bit, and Hawse Hole Plate

### Grab Rail Posts

Hollow, For 1 Inch O.D. Tubing

Material: Bronze  
 Finish: Chrome Plated  
 Dimensions: Height Overall: 3-3/8", O.D. Base: 2-1/2"  
 Screw Size: #8



**Fig. 0380**  
End Post



**Fig. 0380A**  
Center Post




| Type        | Standard Pkg. |
|-------------|---------------|
| End Post    | 0380000CHR    |
| Center Post | 0380A00CHR    |

### Rigging Tube

For use with 2 Inch I.D. Hose to Pass Wiring Harnesses and Control Cables Through Transoms and Motorwell Bulkheads

Material: Brass and Bronze  
 Finish: Chrome Plated  
 Dimensions: Length Overall: 4-1/8", O.D. Flange: 3-1/8"  
 O.D. Tube: 2"  
 Screw Size: #8  
 Mounting Hole: Mounts in 2-1/8" Inch Diameter Hole



**Fig. 0357**



| Retail Pkg. | OEM Bulk Pkg. |
|-------------|---------------|
| 0357DP1CHR  | 0357001CHR    |

### Mooring Bit - Hollow

Material: Bronze Body with Brass Pin  
 Finish: Chrome Plated



**Fig. 0608**



| Dimensions Base | Height | Standard Pkg. | Bolt Size |
|-----------------|--------|---------------|-----------|
| 4-1/4" x 4-1/4" | 3-1/2" | 0608002CHR    | 1/4"      |
| 5" x 5"         | 4-3/4" | 060802ACHR    | 3/8"      |
| 6" x 6"         | 5"     | 0608003CHR    | 3/8"      |

### Oval Hawse Hole Plate

Material: Bronze  
 Finish: Chrome Plated  
 Dimensions: Outside: 4-1/4" x 6"  
 Inside: 2-1/8" x 4-1/8"  
 Spigot Length: 1-1/4"  
 Screw Size: 1/4"



**Fig. 0752 Chrome**



| Standard Pkg. |
|---------------|
| 0752000CHR    |

## Rope Deck Pipes, Step Plate, and Fixed Steps

### Rope Deck Pipe

- Material: High Impact, U.V. Stabilized, Fiber Reinforced Polymer  
 Finish: Black or White  
 Dimensions: O.D. Flange: 3-3/4"  
 Max. Rope Size: 7/8"  
 Screw Size: #8  
 Features:
  - Hinged, Snap-Down Cover
  - Hinge Design Allows Open Cover to Lay Flat

| Color | Retail Pkg. | OEM Bulk Pkg. |
|-------|-------------|---------------|
| Black | 1057DP0BLK  | 1057000BLK    |
| White | 1057DP0WHT  | 1057000WHT    |



Fig. 1057 Black

Fig. 1057 White

### Rope Deck Pipe

- Material: Zinc Alloy  
 Finish: Chrome Plated  
 Dimensions: O.D. Flange: 3-3/8"  
 Max. Rope Size: 1"  
 Screw Size: #8  
 Features: Hinged Cover

| Retail Pkg. | OEM Bulk Pkg. |
|-------------|---------------|
| 0757DP0CHR  | 0757000CHR    |



Fig. 0757

### Step Plate

- Material: Zinc Alloy Frame with Soft Polymer Pads  
 Finish: Chrome Plated Frame and Black Pad  
 Screw Size: #8

| Dimensions      | Retail Pkg. | OEM Bulk Pkg. |
|-----------------|-------------|---------------|
| 8-3/8" x 2-1/4" | 1325DP0CHR  | 1325000CHR    |
| 8-3/4" x 3-1/4" | 1325DP1CHR  | 1325001CHR    |

Sold in pairs.

Spare Pads for Size No. 0: 1050DP0BLK  
 Spare Pads for Size No. 1: 1050DP1BLK



Fig. 1325

### Fixed Steps and Handle

- Material: Bronze  
 Finish: Chrome Plated  
 Bolt Size: 5/16 R.H.



Fig. 0501



Fig. 0351

| Dimensions Step | Dimensions Bracket | Retail Pkg. | Standard Pkg. |
|-----------------|--------------------|-------------|---------------|
| 6" x 4-1/4"     | 6" x 2"            | 0351DP0CHR  | -----         |
| 11" x 4-1/2"    | 11" x 2"           | -----       | 0501000CHR    |





## Handles

### Bow Handle for Daysailers

Material: Zinc Alloy  
 Finish: Chrome Plated  
 Dimensions: Length Overall: 6-1/2"  
 Height Above Deck: 2"  
 Screw Size: #8

|                                  |                                    |
|----------------------------------|------------------------------------|
| <b>Retail Pkg.</b><br>1234DP0CHR | <b>OEM Bulk Pkg.</b><br>1234000CHR |
|----------------------------------|------------------------------------|



Fig. 1234

### Handle

Material: Zinc Alloy, Polymer Base  
 Finish: Chrome Plated with Black Base  
 Dimensions: Length Overall: 6-1/4", Length Inside: 3-1/2"  
 Height Inside: 1"  
 Screw Size: 1/4"

|                                   |                                    |
|-----------------------------------|------------------------------------|
| <b>Retail Pkg.*</b><br>1336DP0CHR | <b>OEM Bulk Pkg.</b><br>1336000CHR |
|-----------------------------------|------------------------------------|

\*Sold in pairs.




Fig. 1336

### Handle

Material: Zinc Alloy, Polymer Base with Stainless Steel Studs, Nuts and Washers  
 Finish: Chrome Plated with Black Base  
 Dimensions: Length Overall: 6-1/4", Length Inside: 3-1/2"  
 Height Inside: 1"  
 Stud Size: 1/4-20 x 1-1/2"

|                                     |
|-------------------------------------|
| <b>Standard. Pkg.</b><br>1346000CHR |
|-------------------------------------|



Fig. 1346

### Handle

Material: Zinc Alloy  
 Finish: Chrome Plated  
 Dimensions: Length Overall: 6", Length Inside: 3-1/2"  
 Height Inside: 1-5/16"  
 Screw Size: 1/4"

|                                   |                                    |
|-----------------------------------|------------------------------------|
| <b>Retail Pkg.*</b><br>1231DP0CHR | <b>OEM Bulk Pkg.</b><br>1231000CHR |
|-----------------------------------|------------------------------------|

\*Sold in pairs.



Fig. 1231

### Handle

Material: Bronze  
 Finish: Chrome Plated  
 Dimensions: Length Overall: 4-1/4", Length Inside: 2-1/2"  
 Height Inside: 7/8"  
 Screw Size: #6

|                                   |                                    |
|-----------------------------------|------------------------------------|
| <b>Retail Pkg.*</b><br>0775DP1CHR | <b>OEM Bulk Pkg.</b><br>0775001CHR |
|-----------------------------------|------------------------------------|

\*Sold in pairs.



Fig. 0775

# Fender Lock, Hook, Ring Buoy & Boat Hooks and Axe Bracket

## Fender Lock

The Eye is to be Permanently Attached to the Fender Line.

Material: Zinc Alloy  
 Finish: Chrome Plated  
 Dimensions: I.D. Eye: 3/8", O.D. Flange: 1-1/2"  
 Screw Size: #8

| Retail Pkg.* | OEM Bulk Pkg. |
|--------------|---------------|
| 1299DPOCHR   | 1299000CHR    |

\*Sold in pairs.



Fig. 1299

## Snap-Type Fender Hook

Material: Zinc Alloy  
 Finish: Chrome Plated  
 Dimensions: Plate: 1-9/16" x 1-3/8"  
 Max. Rope Size: 1/4"  
 Screw Size: #6

| Retail Pkg.* | OEM Bulk Pkg. |
|--------------|---------------|
| 1309DPOCHR   | 1309000CHR    |

\*Sold in pairs.



Fig. 1309

## Ring Buoy Holder

Material: Brass  
 Finish: Chrome Plated  
 Dimensions: Width Mounting Plate: 3", Height Overall: 4-1/2"  
 Screw Size: #8

| Retail Pkg. |
|-------------|
| 1017DPOCHR  |



Fig. 1017



## Boat Hook Holders

Material: Stainless Steel  
 Dimensions: Length: 3-1/2", Width: 1"  
 Max. Pole O.D.: 1-1/2"  
 Screw Size: #6

| Retail Pkg.* | OEM Bulk Pkg.* |
|--------------|----------------|
| 0492DPOSTS   | 0492000STS     |

\*Sold in pairs.



Fig. 0492

## Axe Bracket

Material: Stainless Steel  
 For Blade Width: 6"  
 Screw Size: Bracket: #6, Socket: 10 R.H.

| Retail Pkg. |
|-------------|
| 0325000STS  |



Fig. 0325  
 Socket & Bracket

## Rowlock Horns and Sockets

### Rowlock Horns

Material: Zinc Alloy  
 Finish: Plain or Chrome Plated  
 Dimensions: O.D. Shank: 1/2"  
 Shank Length: 1-3/4"

- Fig. 1262: Ribbed Open Type
- Fig. 1267: Round Type
- Fig. 1227: North River Type



| Type        | Finish | Between Horns | I.D. Horns | Retail Pkg. |
|-------------|--------|---------------|------------|-------------|
| Ribbed Open | Plain  | 1-3/4"        | -----      | 1262DP0ZNC  |
| Ribbed Open | Chrome | 1-3/4"        | -----      | 1262DP0CHR  |
| Round Open  | Plain  | -----         | 2"         | 1267DP0ZNC  |
| Round Open  | Chrome | -----         | 2"         | 1267DP0CHR  |
| North River | Plain  | 1-3/4"        | -----      | 1227DP0ZNC  |
| North River | Chrome | 1-3/4"        | -----      | 1227DP0CHR  |

Sold in pairs.

### Rowlock Sockets

For Use with Figs. 1227, 1262, or 1267 Rowlock Horns

Material: Zinc Alloy with Polymer Bearing  
 Finish: Plain or Chrome Plated  
 Screw Size: #10

- Fig. 1185: Top Mount
- Fig. 1186: Edge Mount
- Fig. 1187: Side Mount



Fig. 1185



Fig. 1186



Fig. 1187

| Mount | Finish | Length | Width  | Depth  | Retail Pkg.* | OEM Bulk Pkg.* |
|-------|--------|--------|--------|--------|--------------|----------------|
| Top   | Plain  | 2-7/8" | 1-1/8" | 1-1/8" | 1185DP0ZNC   | 1185000ZNC     |
| Top   | Chrome | 2-7/8" | 1-1/8" | 1-1/8" | 1185DP0CHR   | 1185000CHR     |
| Edge  | Plain  | 4"     | 7/8"   | 1-1/8" | 1186DP0ZNC   | -----          |
| Edge  | Chrome | 4"     | 7/8"   | 1-1/8" | 1186DP0CHR   | -----          |
| Side  | Plain  | 4"     | -----  | 1-1/4" | 1187DP0ZNC   | -----          |
| Side  | Chrome | 4"     | -----  | 1-1/4" | 1187DP0CHR   | -----          |

\*Sold in pairs. Polymer Bearing: 1155000BLK.



## Rowlock Horns and Sockets

### Rowlock Horns

Material: Manganese Bronze  
 Finish: Plain  
 Dimensions: O.D. Shank: 1/2"  
 Shank Length: 2-1/8"

- Fig. 0828: Ribbed Open Type
- Fig. 0829: Round Type
- Fig. 0830: North River Type



| Type        | Between Horns | I.D. Horns | Retail Pkg. |
|-------------|---------------|------------|-------------|
| Ribbed Open | 2"            | -----      | 0828DP0PLB  |
| Round       | -----         | 2"         | 0829DP0PLB  |
| Round       | -----         | 2-1/4"     | 0829DP1PLB  |
| North River | 2-1/8"        | -----      | 0830DP0PLB  |

Sold in pairs.




### Rowlock Sockets

For Use with Figs. 0828, 0829, or 0830 Rowlock Horns

Material: Manganese Bronze  
 Finish: Plain  
 Screw Size: #10

- Fig. 0831: Top Mount
- Fig. 0832: Side Mount
- Fig. 0833: Edge Mount



| Mount | Length | Width | Depth  | Retail Pkg. |
|-------|--------|-------|--------|-------------|
| Top   | 2-3/8" | 7/8"  | 1"     | 0831DP0PLB  |
| Side  | 3-5/8" | ---   | 1-3/8" | 0832DP0PLB  |
| Edge  | 4"     | 3/4"  | 1-3/4" | 0833DP0PLB  |

Sold in pairs.



## Spring Clamps, Hatch Fastener/Windshield Keepers

### Spring Clamps

Material: Stainless Steel  
Screw Size: #6

| Min. I.D. | Max. I.D. | Projection | Width Clamp | Retail Pkg. | OEM Bulk Pkg. |
|-----------|-----------|------------|-------------|-------------|---------------|
| 5/8"      | 1-1/4"    | 1-1/2"     | 1/2"        | 0502DP1STS  | 0502001STS    |
| 1"        | 1-3/4"    | 2-1/4"     | 5/8"        | 0502DP2STS  | 0502002STS    |

Sold in pairs.



Fig. 0502

### Hatch Fastener or Windshield Keeper

Material: Brass and Zinc Alloy with Polymer Handle  
Finish: Chrome Plated with Black Handle  
Dimensions: Base: 1-1/2" x 5/8"  
Screw Size: #8

| Retail Pkg. | OEM Bulk Pkg. |
|-------------|---------------|
| 0769DP0CHR  | 0769000CHR    |

**Spare Parts Ordering Information**

Keeper: 076900099A

Handle with Stud: 076900099C



Fig. 0769



### Hatch Fastener or Windshield Keeper

Material: Brass and Zinc Alloy  
Finish: Chrome Plated  
Dimensions: Bracket: 1-1/2" x 5/8"  
Keeper: 1-1/2" x 3/4"  
Bolt Length: 1-1/2"  
Screw Size: #8

| Retail Pkg. |
|-------------|
| 0697DP0CHR  |



Fig. 0697



### Hatch Fastener or Windshield Keeper

Material: Brass and Zinc Alloy with Phosphor Bronze Spring  
Finish: Chrome Plated  
Dimensions: Length Overall: 3-7/8"  
Mounting Base: 1-1/2" x 9/16"  
Screw Size: #6

| Retail Pkg. | OEM Bulk Pkg. |
|-------------|---------------|
| 0155DP0CHR  | 0155000CHR    |




Fig. 0155



## Hatch Support Brace and Windshield Adjusters

### Hatch Support Braces

Material: Brass  
 Finish: Chrome Plated  
 Screw Size: #8  
 Features: One End Angled Base, the Other End Flat Base



Fig. 0762

Port Side Shown



| Length Open | Retail Pkg. | OEM Bulk Pkg. |
|-------------|-------------|---------------|
| 10"         | 0762DP1CHR  | 0762001CHR    |
| 12"         | 0762DP2CHR  | 0762002CHR    |
| 14"         | 0762DP3CHR  | 0762003CHR    |

Sold in pairs. (Port & Starboard)

### Windshield Adjuster

Material: Brass and Zinc Alloy with Polymer Knob  
 Finish: Chrome Plated with Black Knob  
 Screw Size: #8



Fig. 1116



| Length Rod | O.D. Rod | Retail Pkg. | OEM Bulk Pkg. |
|------------|----------|-------------|---------------|
| 8"         | 3/8"     | 1116DP1CHR  | 1116001CHR    |
| 10"        | 3/8"     | 1116DP2CHR  | 1116002CHR    |
| 12"        | 3/8"     | 1116DP3CHR  | 1116003CHR    |

Knob: 1117DP0BLK

### Windshield Adjuster - Side or Offset Mounts

Material: Zinc Alloy with Polymer Knob  
 Finish: Chrome Plated with Black Knob  
 Dimensions: Length Overall: 12"  
 Adjustment Length: 9-1/2"  
 Screw Size: #8




Fig. 1290 Side Mount

Fig. 1291 Offset Mount

| Mount      | Retail Pkg. | OEM Bulk Pkg. |
|------------|-------------|---------------|
| Side Mt.   | 1290DP0CHR  | 1290000CHR    |
| Offset Mt. | 1291DP0CHR  | 1291000CHR    |

Sold in pairs. (Port & Starboard)

NOTE: Illustrations are Port Side.

#### Spare Parts Ordering Information

| Figure No. | Port Only  | Starboard Only | Mounting Bracket With Knob | Knob Only  |
|------------|------------|----------------|----------------------------|------------|
| 1290       | 1290P0099A | 1290S0099A     | 129000099B                 | 1292000BLK |
| 1291       | 1291P0099A | 1291S0099A     | 129100099B                 | 1292000BLK |





## Rope Clamps, Guides, Dock Line Spring, and Eye Straps

### Rope Clamp

Material: Zinc Alloy  
 Finish: Chrome Plated  
 Dimensions: Length Overall: 1-1/4"  
 Width: 11/16"  
 Rope Size: 1/8" or 3/16"

| Retail Pkg.* | OEM Bulk Pkg. |
|--------------|---------------|
| 1226DP0CHR   | 1226000CHR    |

\*Sold in pairs.



Fig. 1226

### Rope Guides

Material: Zinc Alloy  
 Finish: Chrome Plated  
 Dimensions: I.D. Hole: 5/16"  
 Base: 1-1/4" x 3/4"  
 Screw Size: #6

| Retail Pkg.* | OEM Bulk Pkg. |
|--------------|---------------|
| 1256DP0CHR   | 1256000CHR    |
| 1261DP0CHR   | 1261000CHR    |

\*Sold in pairs.




Fig. 1261



Fig. 1256

### Dock Line Spring

Material: Galvanized Spring Steel  
 Dimensions: Length Overall: 10"  
 O.D.: 1-1/2"  
 Compression: 4-1/2"  
 For Rope Size: 1/2"

| Standard Pkg. |
|---------------|
| 0759001ZNC    |



Fig. 0759

### Eye Strap

Material: 300 Series Stainless Steel  
 Dimensions: Length Overall: 1-5/8"  
 I.D. Eye: 1/4"  
 Screw Size: #10

| Retail Pkg.* | OEM Bulk Pkg. |
|--------------|---------------|
| 0562DP0STS   | 0562000STS    |

\*Sold 5 pcs. per card.



Fig. 0562

### Eye Strap

Material: Zinc Alloy  
 Finish: Chrome Plated  
 Dimensions: Length Overall: 1-7/8"  
 I.D. Eye: 5/16"  
 Screw Size: #8

| Retail Pkg.* | OEM Bulk Pkg. |
|--------------|---------------|
| 1242DP0CHR   | 1242000CHR    |

\*Sold 5 pcs. per card.



Fig. 1242

## Hold-Down Clamps




### Lockable Hold-Down Clamps

- Material: Bronze  
 Finish: Chrome Plated  
 Features:
  - All mounting holes covered in closed position
  - Lockable

- Fig. 0771:
  - Adjustable "U" bolt, (custom lengths available)
  - Flat Mounting
  - Great for locking dock boxes

- Fig. 1008: • Flat Mounted with all mounting holes covered in closed position

- Fig. 1108: • Flat Mounted



| Adjustable Range | Closed Length | Width  | Screw Size | Max. Padlock Shank | Retail Pkg. | OEM Bulk Pkg. |
|------------------|---------------|--------|------------|--------------------|-------------|---------------|
| 1-11/16"         | 7-1/2"        | 2"     | 10         | Up to 5/16"        | 0771DP0CHR  | 0771000CHR    |
| -----            | 4-1/2"        | 1-3/4" | 8          | 1/4"               | 1008DP0CHR  | 1008000CHR    |
| -----            | 4-1/2"        | 1-3/4" | 6          | 1/4"               | 1108DP0CHR  | 1108000CHR    |



### Hold-Down Clamps - Flat Mount or Right Angle Mount

- Material: Bronze  
 Finish: Chrome Plated  
 Screw Size: #8



| Mount       | Length | Width  | Retail Pkg | OEM Bulk Pkg. |
|-------------|--------|--------|------------|---------------|
| Flat        | 3"     | 1-1/2" | 1112DP0CHR | 1112000CHR    |
| Right Angle | 2-1/2" | 1-1/2" | 1113DP0CHR | 1113000CHR    |



## Hasps

### Hasp with Swivel Eye

Padlock Eye Swivels to Act as a Latch

Material: Zinc Alloy  
 Finish: Chrome Plated  
 Padlock Clearance: 1 1/32"  
 Screw Size: #6




Fig. 1194

| Length Closed | Width Overall | Retail Pkg. | OEM Bulk Pkg. |
|---------------|---------------|-------------|---------------|
| 3"            | 1"            | 1194DP0CHR  | 1194000CHR    |

**Spare Parts Ordering Information**

Keeper: 1194DP099A

### Hasp

Material: Bronze  
 Finish: Chrome Plated  
 Padlock Clearance: 9/32"  
 Screw Size: #6



Fig. 0998



| Length Closed | Width Overall | Retail Pkg. | OEM Bulk Pkg. |
|---------------|---------------|-------------|---------------|
| 2"            | 1"            | 0998DP1CHR  | 0998001CHR    |
| 3"            | 1"            | 0998DP2CHR  | 0998002CHR    |

**Spare Parts Ordering Information**

Chrome Keeper: 0959DP0CHR

### Hasp

Material: Zinc Alloy  
 Finish: Chrome Plated  
 Padlock Clearance: 1/4"  
 Screw Size: #6



Fig. 1198

| Length Closed | Width Overall | Retail Pkg. | OEM Bulk Pkg. |
|---------------|---------------|-------------|---------------|
| 2"            | 1"            | 1198DP1CHR  | 1198001CHR    |
| 3"            | 1"            | 1198DP2CHR  | 1198002CHR    |
| 3-3/4"        | 1"            | 1198DP3CHR  | 1198003CHR    |

**Spare Parts Ordering Information**

Keepers: 1261DP0CHR



## Butt Hinges

### Butt Hinges with Fast Pin

Material: Heavy Gauge Extruded Brass  
 Finish: Chrome Plated  
 No. of Holes: 6




Fig. 1002

| Height<br>Pin | Width<br>Open | Retail Pkg. | Standard Pkg. | Screw<br>Size |
|---------------|---------------|-------------|---------------|---------------|
| 2"            | 2"            | 1002004DP   | 1002004CHR    | 6             |
| 3"            | 2"            | 1002007DP   | 1002007CHR    | 8             |
| 3"            | 3"            | 1002009DP   | 1002009CHR    | 10            |
| 4"            | 3"            | 1002012DP   | 1002012CHR    | 10            |

Sold in pairs.



### Heavy Duty Butt Hinges with Removable Pin

Material: Extruded Brass  
 Finish: Chrome Plated  
 Screw Size: 1/4"  
 No. of Holes: 6  
 Features: Extra Heavy Duty Polymer Bearings for Smooth Operation




Fig. 1004

| Height<br>Pin | Width<br>Open | Retail Pkg. | OEM Bulk Pkg. |
|---------------|---------------|-------------|---------------|
| 4"            | 4"            | 1004DP0CHR  | 1004000CHR    |

Sold in pairs.



### Butt Hinges with Removable Pin

Material: Heavy Gauge Stamped Brass or Stainless Steel  
 Finish: Chrome Plated or Polished  
 No. of Holes: 6



Fig. 0952

| Finish      | Height<br>Pin | Width<br>Open | Retail Pkg. | OEM Bulk Pkg. | Screw<br>Size |
|-------------|---------------|---------------|-------------|---------------|---------------|
| Chrome      | 2-1/2"        | 2"            | 0952DP5CHR  | 0952005CHR    | 8             |
| Polished SS | 2-1/2"        | 2"            | 0952DP5STS  | 0952005STS    | 8             |
| Chrome      | 3"            | 3"            | 0952DP9CHR  | 0952009CHR    | 10            |
| Polished SS | 3"            | 3"            | 0952DP9STS  | 0952009STS    | 10            |

Sold in pairs.



### Butt Hinges with Fast Pin

Material: Heavy Gauge Stamped Brass or Stainless Steel  
 Finish: Chrome Plated or Polished  
 No. of Holes: 4



Fig. 0949

| Finish      | Height<br>Pin | Width<br>Open | Retail Pkg. | Screw<br>Size |
|-------------|---------------|---------------|-------------|---------------|
| Chrome      | 1-1/2"        | 1-1/2"        | 0949DP2CHR  | 6             |
| Polished SS | 1-1/2"        | 1-1/2"        | 0949DP2STS  | 6             |

Sold in pairs.



## Hinges

### Butt Hinges with Removable Pin

Material: Zinc Alloy  
 Finish: Chrome Plated

| Height Pin | Width Open | Retail Pkg. | OEM Bulk Pkg. | Screw Size | No. of Holes |
|------------|------------|-------------|---------------|------------|--------------|
| 1-1/2"     | 1-1/2"     | 1293DP2CHR  | -----         | 8          | 4            |
| 2"         | 1-1/2"     | 1293DP3CHR  | -----         | 8          | 4            |
| 2"         | 2"         | 1293DP4CHR  | 1293004CHR    | 8          | 4            |
| 2-1/2"     | 2"         | 1293DP5CHR  | 1293005CHR    | 8          | 6            |
| 2-1/2"     | 2-1/2"     | 1293DP6CHR  | 1293006CHR    | 8          | 6            |
| 3"         | 3"         | 1293DP9CHR  | 1293009CHR    | 10         | 6            |

Sold in pairs.

Fig. 1293



Sizes 2, 3, & 4

Sizes 5, 6, & 9

### Butt Hinge with Fixed Pin

Material: Zinc Alloy  
 Finish: Chrome Plated  
 Dimensions: Height Pin: 1-1/2"  
 Width Open: 1-1/2"  
 Screw Size: #8

| Retail Pkg. | OEM Bulk Pkg. |
|-------------|---------------|
| 0941DP0CHR  | 0941000CHR    |

Sold in pairs.



Fig. 0941

### Hinge with Fixed Pin

Material: Bronze  
 Finish: Chrome Plated  
 Dimensions: Height Pin: 1-1/2"  
 Screw Size: #8

| Width Open | Retail Pkg. | OEM Bulk Pkg. |
|------------|-------------|---------------|
| 3"         | 0951DP1CHR  | 0951001CHR    |
| 4"         | 0951DP2CHR  | 0951002CHR    |

Sold in pairs.



Fig. 0951



### Hinge with Fixed Pin

Material: Zinc Alloy  
 Finish: Chrome Plated  
 Dimensions: Height Pin: 1-1/2"  
 Width Open: 3"  
 Screw Size: #8

| Retail Pkg. | OEM Bulk Pkg. |
|-------------|---------------|
| 0808DP0CHR  | 0808000CHR    |

Sold in pairs.



Fig. 0808

## Hinges

### Shortside Hinges with Fixed Pin

Material: Fig. 0987: Bronze  
 Fig. 1213: Zinc Alloy  
 Finish: Chrome Plated  
 Pin Height: 1-1/2"  
 Screw Size: #8

| Width Open | Width Shortside | Retail Pkg. | OEM Bulk Pkg. |
|------------|-----------------|-------------|---------------|
| 2-1/4"     | 3/4"            | 0987DP1CHR  | 0987001CHR    |
| 2-3/4"     | 3/4"            | 0987DP2CHR  | -----         |
| 2-1/4"     | 3/4"            | 1213DP1CHR  | 1213001CHR    |

Sold in pairs.



**Fig. 0987**  
**Chrome Plated Bronze**

**Fig. 1213**  
**Chrome Plated Zinc Alloy**

**! PROP 65 WARNING**  
 (Contains Lead)  
**Fig. 0987**

### Offset Shortside Hinge with Fixed Pin

Material: Fig. 0988: Bronze  
 Fig. 1214: Zinc Alloy  
 Finish: Chrome Plated  
 Pin Height: 1-1/2"  
 Offset: 3/8"  
 Screw Size: #8

| Width Open | Width Shortside | Retail Pkg. |
|------------|-----------------|-------------|
| 2-1/4"     | 3/4"            | 0988DP1CHR  |
| 2-3/4"     | 3/4"            | 0988DP2CHR  |
| 2-1/2"     | 3/4"            | 1214DP1CHR  |

Sold in pairs.



**Fig. 0988**  
**Chrome Plated Bronze**

**Fig. 1214**  
**Chrome Plated Zinc Alloy**

**! PROP 65 WARNING**  
 (Contains Lead)  
**Fig. 0988**

### Shortside Hinge with Fixed Pin

Material: Bronze  
 Finish: Chrome Plated  
 Pin Height: 1-1/2"  
 Screw Size: #8

| Width Open | Width Shortside | Retail Pkg. |
|------------|-----------------|-------------|
| 3-1/2"     | 1-1/2"          | 0999DP0CHR  |

Sold in pairs.



**Fig. 0999**

**! PROP 65 WARNING**  
 (Contains Lead)

### Offset Hinge with Fixed Pin

Material: Zinc Alloy  
 Finish: Chrome Plated  
 Pin Height: 1-1/2"  
 Screw Size: #8

| Width Open | Width Shortside | Retail Pkg. | OEM Bulk Pkg. |
|------------|-----------------|-------------|---------------|
| 1-1/2"     | 3/8"            | 0942DP0CHR  | 0942000CHR    |

Sold in pairs.



**Fig. 0942**



## Hinges

### Inset and Flush Hinges - Semi Concealed with Fixed Pin

Material: Stamped Brass  
 Finish: Chrome Plated  
 Screw Size: #4  
 Features: Fig 0271: for 3/8" inset doors  
 Fig 0272: for overlay doors




Fig. 0271

Fig. 0272

| Dimensions      | Retail Pkg. | OEM Bulk Pkg. |
|-----------------|-------------|---------------|
| 2-3/4" x 2-1/2" | 0271DP0CHR  | 0271000CHR    |
| 2-3/4" x 1-7/8" | 0272DP0CHR  | 0272000CHR    |

Sold in pairs.



### Strap Hinge with Fixed Pin

Material: Bronze  
 Finish: Chrome Plated



Fig. 0120

| Width Open | Height Pin | Retail Pkg. | Screw Size | No. of Holes |
|------------|------------|-------------|------------|--------------|
| 4"         | 1-1/8"     | 0120DP1CHR  | 10         | 4            |
| 6"         | 1-1/8"     | 0120DP2CHR  | 10         | 6            |
| 8"         | 1-3/8"     | 0120DP3CHR  | 12         | 6            |

Sold in pairs.



### "T" Hinge

Material: Bronze  
 Finish: Chrome Plated  
 Pin Type: Sizes 1 & 3: Fixed  
 Size 2: Removable Roll Pin



Fig. 0197

| Width Open | Height Overall | Width "T" Side | Retail Pkg. | Screw Size | No. of Holes |
|------------|----------------|----------------|-------------|------------|--------------|
| 4"         | 2-1/8"         | 1-5/16"        | 0197DP1CHR  | 10         | 6            |
| 6"         | 3"             | 1-1/2"         | 0197DP2CHR  | 10         | 7            |
| 8"         | 3-7/8"         | 2"             | 0197DP3CHR  | 12         | 8            |

Sold in pairs.



## Hinges and Hatch Trim

### Non-Mortised Hinge with Fixed Pin

#### Easily Installs Without Mortising

Material: Stamped Brass or Stainless Steel  
 Finish: Chrome Plated or Polished  
 Dimensions: Width Closed: 7/8"  
 Height Pin: 3-3/8"  
 Screw Size: #8

| Finish      | Retail Pkg. | OEM Bulk Pkg. |
|-------------|-------------|---------------|
| Chrome      | 0957DP0CHR  | 0957000CHR    |
| Polished SS | 0957DP0STS  | 0957000STS    |

Sold in pairs.



Fig. 0957



### Pull Apart Hinges - Left and Right Hand

Use 2 Left Hand or 2 Right Hand For Quick Removal of Hatches, Motor Covers, etc. or Together (1 each Left & Right) as a Heavy Duty Hinge Set.

Material: Bronze  
 Finish: Chrome Plated  
 Dimensions: Length Open: 3-3/4"  
 Width Overall: 2"  
 Screw Size: #10

| Type       | Retail Pkg. | OEM Bulk Pkg. |
|------------|-------------|---------------|
| Left Hand  | 0149DP0CHR  | 0149000CHR    |
| Right Hand | 0152DP0CHR  | 0152000CHR    |



Fig. 0152  
Right Hand

Fig. 0149  
Left Hand



### Continuous Hinge and Hatch Trim

Material: Stainless Steel  
 Finish: Polished  
 Features:
 

- Holes are two inches apart, center to center
- Fig 0212 - has countersunk holes

#### Continuous Hinge

| Width Open | Retail Pkg. One 24" Lgth. | Standard Pkg. in 72" Lengths | Screw Size |
|------------|---------------------------|------------------------------|------------|
| 1-1/4"     | 0212DP2STS                | 0212002STS                   | 5          |
| 1-1/2"     | 0212DP4STS                | 0212004STS                   | 5          |

#### Hatch Trim

| Width  | Length Overall | Standard Pkg. | Screw Size |
|--------|----------------|---------------|------------|
| 1-1/4" | 72"            | 0258002STS    | 6          |
| 1-1/2" | 72"            | 0258004STS    | 6          |



Fig. 0212



Fig. 0258

## Barrel Bolts

### Slim Barrel Bolt

- Material: Zinc Alloy  
 Finish: Chrome Plated  
 Dimensions: Length: 3-3/4", Width: 3/4"  
 Screw Size: #6  
 Features:
- Fig. 1353: Visible Fasteners
  - Fig. 1354: Hidden Fasteners
  - Integral Friction Pad Eliminates Rattle and Provides Smooth Operation.




Fig. 1353



Fig. 1354

| Type              | Retail Pkg. | OEM Bulk Pkg. |
|-------------------|-------------|---------------|
| Visible Fasteners | 1353DP0CHR  | 1353000CHR    |
| Hidden Fasteners  | 1354DP0CHR  | 1354000CHR    |



### Barrel Bolt

- Material: Zinc Alloy  
 Finish: Chrome Plated  
 Dimensions: Length: 3-3/8", Width: 1-1/4"  
 Screw Size: #6 R.H.  
 Features: Integral Friction Pad Eliminates Rattle and Provides Smooth Operation.



Fig. 1244

| Retail Pkg. | OEM Bulk Pkg. |
|-------------|---------------|
| 1244DP0CHR  | 1244000CHR    |



### Barrel Bolt

- Material: Bronze Body with either Bronze Keeper or High Impact Black Nylon Bulkhead Keeper  
 Finish: Chrome Plated  
 Bolt Diameter: 3/8"  
 Screw Size: #6  
 Features:
- Integral Friction Pad Eliminates Rattle and Provides Smooth Operation.
  - Bulkhead Keeper Easily Installs in a 5/8" Hole
  - Retail package includes both styles of keepers




Fig. 0947


| Dimensions Overall | OEM Bulk Pkg. |             |                 |
|--------------------|---------------|-------------|-----------------|
|                    | Retail Pkg.   | Std. Keeper | Bulkhead Keeper |
| 3-7/16" x 1-7/16"  | 0947DP1CHR    | 0947001CHR  | 0947B01CHR      |
| 4-5/16" x 1-7/16"  | 0947DP2CHR    | 0947002CHR  | 0947B02CHR      |
| 5-1/4" x 1-7/16"   | 0947DP3CHR    | 0947003CHR  | 0947B03CHR      |



Extra long barrel options are available. Contact the factory for more information



Extra Long Barrel Bolt with 2-1/2" Throw (Shown Open)



Extra Long Barrel Bolt with 2-1/2" Throw (Shown Closed)



## Ship Bolt and Cabin Door Hooks

### Ship Bolt

Material: Bronze  
 Finish: Chrome Plated  
 Dimensions: Length: 2-5/8", Width: 1-1/4"  
 Screw Size: #6  
 Features: Includes Brass Friction Spring to Eliminate Rattle and Provide Detented Operation




Fig. 1053

| Retail Pkg. | OEM Bulk Pkg. |
|-------------|---------------|
| 1053DP0CHR  | 1053000CHR    |



### Cabin Door Hook

Material: Bronze  
 Finish: Plain or Chrome Plated  
 Screw Size: #6

| Length Hook | Chrome Plated Retail Pkg. | Chrome Plated OEM Bulk Pkg. | Plain Standard |
|-------------|---------------------------|-----------------------------|----------------|
| 1-1/2"      | 0956DP1CHR                | 0956001CHR                  | 0956001PLB     |
| 2"          | 0956DP2CHR                | 0956002CHR                  | 0956002PLB     |
| 2-1/2"      | 0956DP3CHR                | 0956003CHR                  | 0956003PLB     |
| 3"          | 0956DP4CHR                | 0956004CHR                  | 0956004PLB     |
| 3-1/2"      | 0956DP5CHR                | -----                       | 0956005PLB     |
| 4"          | 0956DP6CHR                | 0956006CHR                  | 0956006PLB     |
| 5"          | 0956DP7CHR                | 0956007CHR                  | 0956007PLB     |
| 6"          | 0956DP8CHR                | 0956008CHR                  | 0956008PLB     |



Fig. 0956



#### Spare Parts Ordering Information

Bronze Keepers (2 per card): 0959DP0PLB  
 Chrome Keepers (2 per card): 0959DP0CHR  
 Chrome Keepers OEM Bulk (100 pcs.): 0959000CHR



### Cabin Door Hook

Material: Zinc Alloy  
 Finish: Chrome Plated  
 Screw Size: #6

| Length Hook | Retail Pkg. | OEM Bulk Pkg. |
|-------------|-------------|---------------|
| 1-3/4"      | 1199DP1CHR  | 1199001CHR    |
| 2-1/4"      | 1199DP2CHR  | 1199002CHR    |
| 3"          | 1199DP3CHR  | 1199003CHR    |
| 4"          | 1199DP4CHR  | 1199004CHR    |



Fig. 1199



#### Spare Parts Ordering Information

Keepers (2 per card): 1261DP0CHR

### Cabin Door Hook

Material: Zinc Alloy  
 Finish: Chrome Plated  
 Screw Size: #6

| Length Hook | Retail Pkg. | OEM Bulk Pkg. |
|-------------|-------------|---------------|
| 2"          | 1287DP1CHR  | 1287001CHR    |
| 2-1/2"      | 1287DP2CHR  | 1287002CHR    |
| 3"          | 1287DP3CHR  | 1287003CHR    |



Fig. 1287



#### Spare Parts Ordering Information

Keepers (2 per card): 1261DP0CHR

## Door Stops, Holder, and Buttons

### Door Stop and Holder

Material: Bronze with Rubber Bumper  
 Finish: Chrome Plated  
 Screw Size: Door Stop: #8  
 Keeper: #6



Fig. 0574

**PROP 65 WARNING**  
 (Contains Lead & DINP)

| Length | O.D.   | Retail Pkg. | OEM Bulk Pkg. |
|--------|--------|-------------|---------------|
| 2-3/8" | 1-3/4" | 0574DP1CHR  | 0574001CHR    |
| 3-1/4" | 1-3/4" | 0574DP2CHR  | 0574002CHR    |

### Door Stop

Material: Zinc Alloy with Rubber Bumper  
 Finish: Chrome Plated  
 Screw Size: #4



Fig. 1177

**PROP 65 WARNING**  
 (Contains DINP)

| Length | O.D.   | Retail Pkg. | OEM Bulk Pkg. |
|--------|--------|-------------|---------------|
| 1"     | 1-1/4" | 1177DP0CHR  | 1177000CHR    |

### Door Holder

Material: Stainless Steel Clip, Zinc Alloy Arrow  
 Finish: Chrome Plated  
 Screw Size: #8




Fig. 1065

| Dimensions Arrow Base | Dimensions Clip Base | Projection | Retail Pkg. |
|-----------------------|----------------------|------------|-------------|
| 1-5/8" x 3/4"         | 1-3/8" x 7/16"       | 1-3/4"     | 1065DP0CHR  |

### Door Buttons

Material: Zinc Alloy with Black Polymer Button  
 Finish: Chrome Plated  
 Screw Size: #6  
 Features: Fig. 1216: Supplied with Phosphor Bronze Tension Spring  
 Fig. 1217: Supplied without Spring and Requires a No. 4 Oval-Head Pivot Screw



Fig. 1216



Fig. 1217

| Type        | O.D. Overall | Retail Pkg. | OEM Bulk Pkg. |
|-------------|--------------|-------------|---------------|
| With Spring | 1-3/4"       | 1216DP0CHR  | 1216000CHR    |
| w/o Spring  | 1-3/4"       | 1217DP0CHR  | 1217000CHR    |

#### Spare Parts Ordering Information

Button for Both: 121600099A.

## Door Catches and Slam Cam Bar

### Door Catch

Material: Polymer with Stainless Steel Mounting & Keeper Screws  
 Finish: White  
 Screw Size: 3/4" x #8  
 Dimensions: 1-1/4" x 5/8"




Fig. 0554

|                              |                              |
|------------------------------|------------------------------|
| <b>Retail Pkg.</b><br>0554DP | <b>OEM Bulk Pkg.</b><br>0554 |
|------------------------------|------------------------------|

### Door Catch

Material: Polymer  
 Finish: Black  
 Screw Size: #4 R.H.  
 Dimensions: Stud: 1-1/8" x 3/8"  
 Catch: 1-3/8" x 7/8"



Fig. 0559

|                              |                              |
|------------------------------|------------------------------|
| <b>Retail Pkg.</b><br>0559DP | <b>OEM Bulk Pkg.</b><br>0559 |
|------------------------------|------------------------------|

### Slam Cam Bar with Emergency Hatch Release

Material: Zinc-Alloy with Polymer Release Knob and Strike  
 Finish: Chrome Plated Body, Black Strike  
 Screw Size: #10-24  
 Dimensions: Length: 3-1/2"  
 Adjustments:  
 See Diagram (A) Strike Box: Horizontal - 5/16"  
 (B) Strike Box: Vertical - 1/2"  
 (C) Cam Bar: Vertical - 1"  
 (D) Cam Bar: Lateral - 9/16"

|                                  |                                    |
|----------------------------------|------------------------------------|
| <b>Retail Pkg.</b><br>1075DP7CHR | <b>OEM Bulk Pkg.</b><br>1075007CHR |
|----------------------------------|------------------------------------|

#### Cam Bar Adjustment Diagram

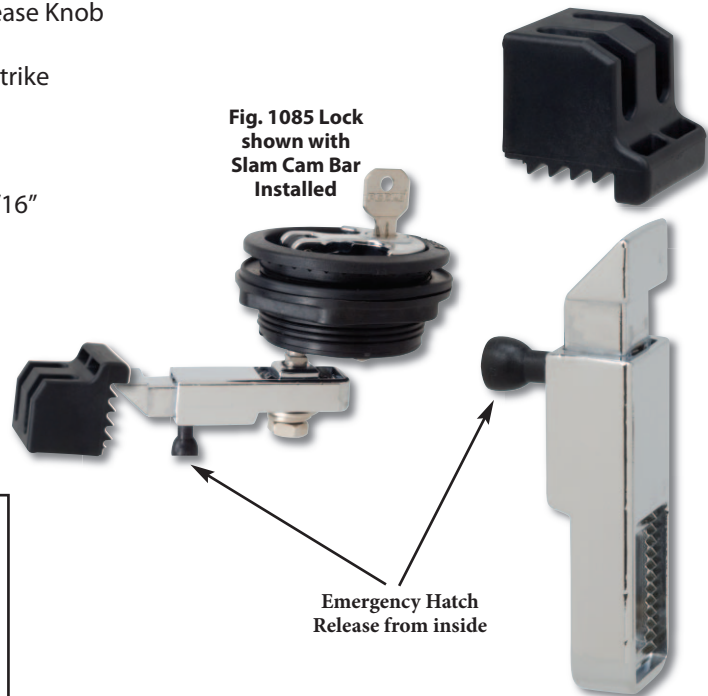
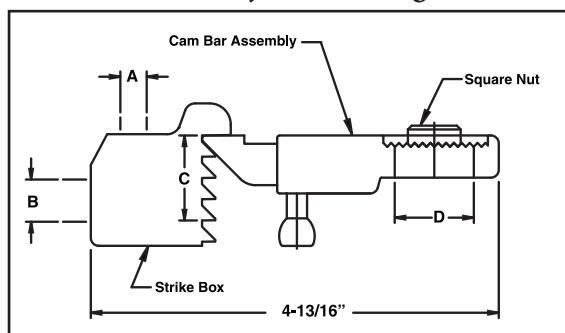


Fig. 1085 Lock shown with Slam Cam Bar Installed

Emergency Hatch Release from inside

Fig. 1075



## “T” Handle Lock with Draw-Down Cam Bar

### Surface Mount “T” Handle Lock with Draw-down Cam Bar

Pushing the handle down pulls the cam bar up

- Material: Polymer Body with Zinc Alloy “T” Handle and Stainless Steel Stem
- Finish: Black, White or Ivory Body with Chrome Plated “T” Handle
- Draw-Down: 1/4”
- Installation: Mounting Hole Diameter: 2-1/2”  
Face Plate Diameter: 3”  
For Mounting Surfaces: 1/8” to 3/4”
- Features:
- Gasket Included for Smooth Surface Applications
  - Handle does not lay flat in open, unlocked position


**NEW  
PRODUCT**



**Fig. 1086**  
shown with No. 5  
Extra Long Cam Bar

| Body Color | Adjustment Cam Bar | OEM Bulk Pkg. | Retail Pkg. |
|------------|--------------------|---------------|-------------|
| Black      | 3/4" to 2-3/8"     | 1086001BLK    | 1086DP1BLK  |
| Black      | 1-1/4" to 1-7/8"   | 1086003BLK    | 1086DP3BLK  |
| Black      | 1/2" to 3"         | 1086004BLK    | 1086DP4BLK  |
| Black      | 1-1/4" to 2"       | 1086005BLK    | 1086DP5BLK  |
| Black      | 1-1/8" to 2"       | 1086006BLK    | 1086DP6BLK  |
| Black      | See Page R-153     | 1086007BLK    | 1086DP7BLK  |
| White      | 3/4" to 2-3/8"     | 1086001WHT    | 1086DP1WHT  |
| White      | 1-1/4" to 1-7/8"   | 1086003WHT    | 1086DP3WHT  |
| White      | 1/2" to 3"         | 1086004WHT    | 1086DP4WHT  |
| White      | 1-1/4" to 2"       | 1086005WHT    | 1086DP5WHT  |
| White      | 1-1/8" to 2"       | 1086006WHT    | 1086DP6WHT  |
| White      | See Page R-153     | 1086007WHT    | 1086DP7WHT  |
| Ivory      | 3/4" to 2-3/8"     | 1086001IVR    | -----       |
| Ivory      | 1-1/4" to 1-7/8"   | 1086003IVR    | -----       |
| Ivory      | 1/2" to 3"         | 1086004IVR    | -----       |
| Ivory      | 1-1/4" to 2"       | 1086005IVR    | -----       |
| Ivory      | 1-1/8" to 2"       | 1086006IVR    | -----       |
| Ivory      | See Page R-153     | 1086007IVR    | -----       |

### Draw-Down Feature



### Spare Parts Ordering Information

#### Threaded Shaft Cam Bars

- Offset: 109100188A
- Straight: 109100388A
- Extra Long Offset: 109100488A
- Extra Long Straight: 109100588A
- Extra Long Offset: 109100688A
- Slam Cam: 1075007CHR or 1075DP7CHR



Consult factory for custom colors matches

### Cam Bar Options



## “T” Handle Surface Mount Lock

### Surface Mount “T” Handle Locks

Gasket Included for Smooth Surface Applications

- Material: Polymer Body with either Zinc Alloy or Polymer “T” Handle and Stainless Steel Stem
- Finish: Black, White or Ivory Body with either Chrome Plated, Black or White “T” Handle
- Installation: Mounting Hole Diameter: 2-1/2”  
Face Plate Diameter: 3”  
For Mounting Surfaces: 1/8” to 3/4”
- Features:
- Gasket Included for Smooth Surface Applications
  - Handle will lay flat in open, unlocked position.

**Fig. 1085**  
shown with No. 1  
Offset Cam Bar



**Fig. 1085 Lock**  
shown with No. 7  
Slam Cam Bar

Emergency Hatch  
Release from inside

| Body Color | Adjustment Cam Bar | OEM Bulk Pkg. | Retail Pkg. |
|------------|--------------------|---------------|-------------|
| Black      | 3/4" to 2-3/8"     | 1085001BLK    | 1085DP1BLK  |
| Black      | 1-1/4" to 1-7/8"   | 1085003BLK    | 1085DP3BLK  |
| Black      | 1/2" to 3"         | 1085004BLK    | 1085DP4BLK  |
| Black      | 1-1/4" to 2"       | 1085005BLK    | 1085DP5BLK  |
| Black      | 1-1/8" to 2"       | 1085006BLK    | 1085DP6BLK  |
| Black      | See Page R-153     | 1085007BLK    | 1085DP7BLK  |
| White      | 3/4" to 2-3/8"     | 1085001WHT    | 1085DP1WHT  |
| White      | 1-1/4" to 1-7/8"   | 1085003WHT    | 1085DP3WHT  |
| White      | 1/2" to 3"         | 1085004WHT    | 1085DP4WHT  |
| White      | 1-1/4" to 2"       | 1085005WHT    | 1085DP5WHT  |
| White      | 1-1/8" to 2"       | 1085006WHT    | 1085DP6WHT  |
| White      | See Page R-153     | 1085007WHT    | 1085DP7WHT  |
| Ivory      | 3/4" to 2-3/8"     | 1085001IVR    | 1085DP1IVR  |
| Ivory      | 1-1/4" to 1-7/8"   | 1085003IVR    | 1085DP3IVR  |
| Ivory      | 1/2" to 3"         | 1085004IVR    | 1085DP4IVR  |
| Ivory      | 1-1/4" to 2"       | 1085005IVR    | 1085DP5IVR  |
| Ivory      | 1-1/8" to 2"       | 1085006IVR    | 1085DP6IVR  |
| Ivory      | See Page R-153     | 1085007IVR    | 1085DP7IVR  |

**NEW  
COLOR  
Ivory**

Consult factory for custom colors matches



#### Spare Parts Ordering Information

- Threaded Shaft Cam Bars**  
Offset: 109100188A  
Straight: 109100388A  
Extra Long Offset: 109100488A  
Extra Long Straight: 109100588A  
Extra Long Offset: 109100688A  
Slam Cam: 1075007CHR or 1075DP7CHR



Consult factory for custom colors matches

### Cam Bar Options



No. 1  
Offset Cam Bar



No. 3  
Straight Cam Bar



No. 4  
Extra Long  
Offset Cam Bar



No. 5  
Extra Long  
Straight Cam Bar



No. 6  
Extra Long  
Offset Cam Bar



No. 7  
Slam Cam Bar  
with Emergency Hatch Release

## “T” Handle Surface Mount Locks, Latches, and Pull

### Surface Mount “T” Handle Locks, Latches and Pull

Gasket Included for Smooth Surface Applications, Toothed Back for Carpet Surface Applications

- Material:** Polymer Body with either Zinc Alloy or Polymer “T” Handle and Stainless Steel Stem
- Finish:** Black, White or Ivory Body with either Chrome Plated, Black or White “T” Handle
- Installation:** Mounting Hole Diameter: 2-1/2”  
Face Plate Diameter: 3”  
For Mounting Surfaces: 1/8” to 3/4”
- Features:** Fig. 1091: Lock with 2 keys  
Fig. 1092: Latch, non-locking  
Fig. 1093: Pull



**Fig. 1091 #1  
White/Chrome  
Shown**

The T - Handle Drops Down Flush in Either the Open or Closed (180° Rotation) Position (Except with the Offset Cam Bar Positioned Upward)

#### Mounting Options:




Surface Mount



Upholstery Mount



Carpet Mount



Latch Version

Lock Version

Rubber Seal

The Rubber Seal & Boot Under the T - Handle Seals the Lock Cylinder Preventing Water Intrusion



Consult factory for custom colors matches



**Fig. 1093 Pull**

### Cam Bar Options



No. 1  
Offset Cam Bar

No. 3  
Straight Cam Bar

No. 4  
Extra Long  
Offset Cam Bar

No. 5  
Extra Long  
Straight Cam Bar

No. 6  
Extra Long  
Offset Cam Bar

No. 7  
Slam Cam Bar  
with Emergency Hatch Release





## “T” Handle Surface Mount Locks, Latches, and Pull

| Type  | Body Color | Handle Color | Adjustment Cam Bar Inches | OEM Bulk Pkg. | Retail Pkg.               |
|-------|------------|--------------|---------------------------|---------------|---------------------------|
| Lock  | Black      | Chrome       | No Cam Bar                | 1091001BLK    | 1091DP0BLK*               |
|       |            |              | 3/4" to 2-3/8"            | 1091003BLK    | 1091DP1BLK                |
|       |            |              | 1-1/4" to 1-7/8"          | 1091004BLK    | 1091DP3BLK                |
|       |            |              | 1/2" to 3"                | 1091005BLK    | 1091DP4BLK                |
|       |            |              | 1-1/4" to 2"              | 1091006BLK    | 1091DP5BLK                |
|       |            |              | 1-1/8" to 2"              | 1091007BLK    | 1091DP6BLK                |
| Lock  | Black      | Black        | 3/4" to 2-3/8"            | 1091B01BLK    | -----                     |
|       |            |              | 1-1/4" to 1-7/8"          | 1091B03BLK    | -----                     |
|       |            |              | 1/2" to 3"                | 1091B04BLK    | -----                     |
|       |            |              | 1-1/4" to 2"              | 1091B05BLK    | -----                     |
|       |            |              | 1-1/8" to 2"              | 1091B06BLK    | -----                     |
|       |            |              | See Page 153              | 1091B07BLK    | -----                     |
| Lock  | White      | Chrome       | No Cam Bar                | 1091001WHT    | 1091DP0WHT*               |
|       |            |              | 3/4" to 2-3/8"            | 1091003WHT    | 1091DP1WHT                |
|       |            |              | 1-1/4" to 1-7/8"          | 1091004WHT    | 1091DP3WHT                |
|       |            |              | 1/2" to 3"                | 1091005WHT    | 1091DP4WHT                |
|       |            |              | 1-1/4" to 2"              | 1091006WHT    | 1091DP5WHT                |
|       |            |              | 1-1/8" to 2"              | 1091007WHT    | 1091DP6WHT                |
| Lock  | White      | White        | 3/4" to 2-3/8"            | 1091W01WHT    | -----                     |
|       |            |              | 1-1/4" to 1-7/8"          | 1091W03WHT    | -----                     |
|       |            |              | 1/2" to 3"                | 1091W04WHT    | -----                     |
|       |            |              | 1-1/4" to 2"              | 1091W05WHT    | -----                     |
|       |            |              | 1-1/8" to 2"              | 1091W06WHT    | -----                     |
|       |            |              | See Page 153              | 1091W07WHT    | -----                     |
| Lock  | Ivory      | Chrome       | 3/4" to 2-3/8"            | 1091001IVR    | <b>NEW COLOR</b><br>Ivory |
|       |            |              | 1-1/4" to 1-7/8"          | 1091003IVR    |                           |
|       |            |              | 1/2" to 3"                | 1091004IVR    |                           |
|       |            |              | 1-1/4" to 2"              | 1091005IVR    |                           |
|       |            |              | 1-1/8" to 2"              | 1091006IVR    |                           |
|       |            |              | See Page 153              | 1091007IVR    |                           |
| Latch | Black      | Chrome       | No Cam Bar                | 1092001BLK    | 1092DP0BLK*               |
|       |            |              | 3/4" to 2-3/8"            | 1092003BLK    | 1092DP1BLK                |
|       |            |              | 1-1/4" to 1-7/8"          | 1092004BLK    | 1092DP3BLK                |
|       |            |              | 1/2" to 3"                | 1092005BLK    | 1092DP4BLK                |
|       |            |              | 1-1/4" to 2"              | 1092006BLK    | 1092DP5BLK                |
|       |            |              | 1-1/8" to 2"              | 1092007BLK    | 1092DP6BLK                |
| Latch | Black      | Black        | 3/4" to 2-3/8"            | 1092B01BLK    | -----                     |
|       |            |              | 1-1/4" to 1-7/8"          | 1092B03BLK    | -----                     |
|       |            |              | 1/2" to 3"                | 1092B04BLK    | -----                     |
|       |            |              | 1-1/4" to 2"              | 1092B05BLK    | -----                     |
|       |            |              | 1-1/8" to 2"              | 1092B06BLK    | -----                     |
|       |            |              | See Page 153              | 1092B07BLK    | -----                     |
| Latch | White      | Chrome       | No Cam Bar                | 1092001WHT    | 1092DP0WHT*               |
|       |            |              | 3/4" to 2-3/8"            | 1092003WHT    | 1092DP1WHT                |
|       |            |              | 1-1/4" to 1-7/8"          | 1092004WHT    | 1092DP3WHT                |
|       |            |              | 1/2" to 3"                | 1092005WHT    | 1092DP4WHT                |
|       |            |              | 1-1/4" to 2"              | 1092006WHT    | 1092DP5WHT                |
|       |            |              | 1-1/8" to 2"              | 1092007WHT    | 1092DP6WHT                |
| Latch | White      | White        | 3/4" to 2-3/8"            | 1092W01WHT    | -----                     |
|       |            |              | 1-1/4" to 1-7/8"          | 1092W03WHT    | -----                     |
|       |            |              | 1/2" to 3"                | 1092W04WHT    | -----                     |
|       |            |              | 1-1/4" to 2"              | 1092W05WHT    | -----                     |
|       |            |              | 1-1/8" to 2"              | 1092W06WHT    | -----                     |
|       |            |              | See Page 153              | 1092W07WHT    | -----                     |
| Latch | Ivory      | Chrome       | 3/4" to 2-3/8"            | 1092001IVR    | <b>NEW COLOR</b><br>Ivory |
|       |            |              | 1-1/4" to 1-7/8"          | 1092003IVR    |                           |
|       |            |              | 1/2" to 3"                | 1092004IVR    |                           |
|       |            |              | 1-1/4" to 2"              | 1092005IVR    |                           |
|       |            |              | 1-1/8" to 2"              | 1092006IVR    |                           |
|       |            |              | See Page 153              | 1092007IVR    |                           |
| Pull  | Black      | Black        | 3"                        | 1093000BLK    |                           |
| Pull  | Black      | Chrome       | 3"                        | 1093000CHR    |                           |
| Pull  | White      | White        | 3"                        | 1093000WHT    |                           |



Deck and Cabinet Hardware, Hinges, Locks & Latches

\* Dealers Order with Cam Bar Assortment: 1091DP099A Consult factory for custom colors

### Spare Parts Ordering Information

#### Threaded Shaft Cam Bars

Offset: 109100188A  
 Straight: 109100388A  
 Extra Long Offset: 109100488A  
 Extra Long Straight: 109100588A  
 Extra Long Offset: 109100688A  
 Slam Cam: 1075007CHR or 1075DP7CHR

#### Old Style Square Shaft Cam Bars

Offset: 109100199A  
 Straight: 109100399A  
 Extra Long Offset: 109100499A  
 Extra Long Straight: 109100599A



## Flush Locks & Latches

### Surface Mount Flush Locks and Latches

- Material:** Polymer Body with Zinc Alloy Handle and Stainless Steel Stem and Lock Nut
- Finish:** Black or White Body with Chrome Plated Handle
- Dimensions:** Face Plate: 2-1/2" x 2-1/2"
- For Door Thickness:** 1/4" to 1-1/8"
- Installation:** Mounting Hole Diameter: 2"
- Features:**
- Detents indicate open or closed position.
  - Size No. 1: Offset cam bar and flexible polymer strike
  - Size No. 2: Offset adjustable cam bar
  - Size No. 3: Straight cam bar and flexible polymer strike

Fig. 0931: Lock with 2 keys  
 Fig. 0932: Latch, non-locking




Fig. 0932 #2    Fig. 0931 #3

| Type  | Adjustment Cam Bar | Black Retail Pkg. | White Retail Pkg. | Black OEM Bulk Pkg. | White OEM Bulk Pkg. |
|-------|--------------------|-------------------|-------------------|---------------------|---------------------|
| Lock  | 3/8" to 3"         | 0931DP1BLK        | 0931DP1WHT        | 0931001BLK          | 0931001WHT          |
| Lock  | 3/8" to 3"         | 0931DP2BLK        | 0931DP2WHT        | 0931002BLK          | 0931002WHT          |
| Lock  | 1-1/16" to 2-9/16" | 0931DP3BLK        | 0931DP3WHT        | 0931003BLK          | 0931003WHT          |
| Latch | 3/8" to 3"         | 0932DP1BLK        | 0932DP1WHT        | 0932001BLK          | 0932001WHT          |
| Latch | 3/8" to 3"         | 0932DP2BLK        | 0932DP2WHT        | 0932002BLK          | 0932002WHT          |
| Latch | 1-1/16" to 2-9/16" | 0932DP3BLK        | 0932DP3WHT        | 0932003BLK          | 0932003WHT          |

**Spare Parts Ordering Information**


Offset Cam Bar: 093100199A    Offset Adjustable Cam Bar: 093100299A  
 Straight Cam Bar: 093100399A    Flexible Polymer Strike: 093100099B



### Surface Mount Flush Locks and Latches

- Material:** Polymer Body with Zinc Alloy Handle and Stainless Steel Stem and Lock Nut
- Finish:** Black or White Body with Chrome Plated Handle
- Dimensions:** Face Plate: 3-1/8" x 3-1/8"
- For Door Thickness:** 1/8" to 3/4"
- Installation:**
- Flush mounts in a 2-3/8" x 2-3/8" hole
  - Surface mounts in a 1-5/8" diameter hole with polymer spacer (included)
- Features:**
- Large handle allows two finger grip

Fig. 1031: Lock with 2 keys  
 Fig. 1032: Latch, non-locking



| Type  | Adjustment Cam Bar | Black Retail Pkg. | White Retail Pkg. | Black OEM Bulk Pkg. | White OEM Bulk Pkg. |
|-------|--------------------|-------------------|-------------------|---------------------|---------------------|
| Lock  | 1/2" to 3"         | 1031DP1BLK        | 1031DP1WHT        | 1031001BLK          | 1031001WHT          |
| Latch | 1/2" to 3"         | 1032DP1BLK        | 1032DP1WHT        | 1032001BLK          | 1032001WHT          |

**Spare Parts Ordering Information**

Offset Cam Bar For 1031/1032: 103100499A



### Lock and Latch Cover

- Material:** Fiber Reinforced Polymer
- Finish:** Black or White
- Features:** Hinged, water resistant



Fig. 1089

| Color | Fits Fig. No. | Overall Dimensions | Retail Pkg. | OEM Bulk Pkg. |
|-------|---------------|--------------------|-------------|---------------|
| Black | 0931/0932     | 2-3/4" x 3-1/4"    | 1089DP1BLK  | 1089001BLK    |
| White | 0931/0932     | 2-3/4" x 3-1/4"    | 1089DP1WHT  | 1089001WHT    |
| Black | 1031/1032     | 3-1/4" x 3-3/4"    | 1089DP3BLK  | 1089003BLK    |
| White | 1031/1032     | 3-1/4" x 3-3/4"    | 1089DP3WHT  | 1089003WHT    |

## Flush Locks & Latches

### Surface Mount Flush Locks and Latches For Carpet or Smooth Surface Applications

- Material:** Polymer Body with Stainless Steel "D" Ring Handle, Stem and Lock Nut
- Finish:** Black or White Body
- Dimensions:** Face Plate: 2-7/8" x 2-7/8"
- Mounting Surface:** 3/8" to 7/8"
- Installation:** Mounting Hole: 2-3/8" Diameter
- Features:**
- Position indicator shows open or closed position
  - Two o-rings for increased water resistance
  - Size No. 1: Offset cam bar and flexible polymer strike
  - Size No. 2: Offset adjustable cam bar
  - Size No. 3: Straight cam bar and flexible polymer strike

- Fig. 1071: Lock with 2 keys (For carpet surface applications only)
- Fig. 1072: Latch, non-locking (For carpet surface applications only)
- Fig. 1081: Lock with 2 keys (includes gasket for smooth surface applications)
- Fig. 1082: Latch-non-locking (includes gasket for smooth surface applications)




Fig. 1071 #1  
Shown



Fig. 1072 #2  
Shown



Fig. 1081 #3  
Shown

| Color | Type  | Adjustment<br>Cam Bar | Carpet Only                      |                                | Carpet or Smooth Surface         |  |
|-------|-------|-----------------------|----------------------------------|--------------------------------|----------------------------------|--|
|       |       |                       | Figs. 1071/1072<br>OEM Bulk Pkg. | Figs. 1081/1082<br>Retail Pkg. | Figs. 1081/1082<br>OEM Bulk Pkg. |  |
| Black | Lock  | 3/8" to 3"            | 1071001BLK                       | 1081DP1BLK                     | 1081001BLK                       |  |
| Black | Lock  | 3/8" to 3"            | 1071002BLK                       | 1081DP2BLK                     | 1081002BLK                       |  |
| Black | Lock  | 1-1/16" to 2-9/16"    | 1071003BLK                       | 1081DP3BLK                     | 1081003BLK                       |  |
| Black | Latch | 3/8" to 3"            | 1072001BLK                       | 1082DP1BLK                     | 1082001BLK                       |  |
| Black | Latch | 3/8" to 3"            | 1072002BLK                       | 1082DP2BLK                     | 1082002BLK                       |  |
| Black | Latch | 1-1/16" to 2-9/16"    | 1072003BLK                       | 1082DP3BLK                     | 1082003BLK                       |  |
| White | Lock  | 3/8" to 3"            | 1071001WHT                       | 1081DP1WHT                     | 1081001WHT                       |  |
| White | Lock  | 3/8" to 3"            | 1071002WHT                       | 1081DP2WHT                     | 1081002WHT                       |  |
| White | Lock  | 1-1/16" to 2-9/16"    | 1071003WHT                       | 1081DP3WHT                     | 1081003WHT                       |  |
| White | Latch | 3/8" to 3"            | 1072001WHT                       | 1082DP1WHT                     | 1082001WHT                       |  |
| White | Latch | 3/8" to 3"            | 1072002WHT                       | 1082DP2WHT                     | 1082002WHT                       |  |
| White | Latch | 1-1/16" to 2-9/16"    | 1072003WHT                       | 1082DP3WHT                     | 1082003WHT                       |  |

Flexible  
Polymer  
Strike



#### Spare Parts Ordering Information

- Offset Cam Bar: 093100199A      Offset Adjustable Cam Bar: 093100299A  
 Straight Cam Bar: 093100399A      Flexible Polymer Strike: 093100099B





## Self Adjusting Slam Latch and Cam Bar Selection Guide

### Self Adjusting Slam Latch - Patent No. 7,066,504

Material: Polymer Body and Strike  
 Finish: Black or White  
 Dimensions: Face Plate: 2-3/8" O.D.  
 Mounting Surface: 1/8" to 3/4"  
 Installation: 2" Diameter Hole  
 Features: **Unique to PERKO**

- "PERKO leak proof" slide action design keeps inside of hatches dry
- Self-adjusting, ratcheting cam bar/strike permits installations with slight misalignment of components
- Includes an emergency hatch release from inside the compartment
- Similar in look to popular PERKO Fig. 1091 series
- Simple one nut installation
- Retail package includes 2 strikes to accommodate a variety of mounting configurations

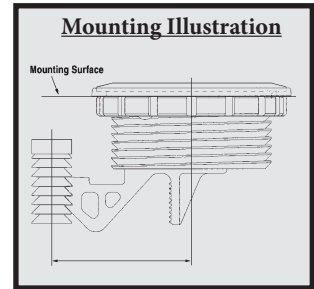


Fig. 0675

Black



Self-Adjusting, Ratcheting Slide Action Design



| Adjustment         | Retail Pkg. | OEM Bulk Pkg. |
|--------------------|-------------|---------------|
| Cam Bar 1/8 to 3/4 | 0675DPBBLK  | 0675B00BLK    |
| 1/8 to 3/4         | 0675DPWWHT  | 0675W00WHT    |

### UPHOLSTERY TRIM RING BLACK OR WHITE POLYMER



Fig. 1097 Upholstery Trim Ring



Detail Showing Available Upholstery Mounting Ring Contact Factory for details

### CAM BAR SELECTION GUIDE

Cam Bars for 0931/0932, 1071/1072 and 1081/1082 Series Lock & Latch Sets with 5/16" Shafts



Cam Bars for 1085, 1091/92, 1094/95 and 1031/1032 Series Lock & Latch Sets with 3/8" Shafts



Measurements are from the center of the lock set to the top of the cam bar shaft end.  
 \*Note: 1091/1092 series have offset center shafts, add 5/8" for Dimension from center.

## Shower Door Latches

### Shower Door Latch Sets

- Material: Brass and Zinc Alloy Components  
 Finish: Chrome Plated  
 For Glass Thickness: : 5/16" to 1/2"  
 Installation: Mounting Hole Diameter: 7/8"  
 Features:
- 180° and 135° cam bar options
  - Slotted strike or "J" hook installation options
  - Provides closure by latching door in glass-to-wall or glass-to-glass installations
  - Centers the door in out-of-alignment situations
  - Positive zero degree closure
  - Operational from both sides of the door
  - Internal ball point indexing mechanism keeps the knob from "free-spinning"

Fig. 0740: Round knobs with grip detents

Fig. 0743: Tapered body cylinder with "L" shaped horizontal handles

Fig. 0744: Round body cylinder with "L" shaped vertical handles




Fig. 0740 #1  
Shown



Fig. 0743 #1  
Shown



Fig. 0744 #3  
Shown Mounted



Fig. 0744 #3  
Shown

| Handle Type | Cam Bar Angle | Strike Type | Dimensions Overall | Standard Pkg. |
|-------------|---------------|-------------|--------------------|---------------|
| Knob        | 135°          | Hook        |                    | 0740001CHR    |
| Knob        | 180°          | Slotted     | 1-1/2" x 3-1/2"    | 0740002CHR    |
| Knob        | 180°          | Hook        |                    | 0740003CHR    |
| Lever       | 135°          | Hook        |                    | 0743001CHR    |
| Lever       | 180°          | Slotted     | 3-1/2" x 3-1/2"    | 0743002CHR    |
| Lever       | 180°          | Hook        |                    | 0743003CHR    |
| Lever       | 135°          | Hook        |                    | 0744001CHR    |
| Lever       | 180°          | Slotted     | 1-1/2" x 3-1/2"    | 0744002CHR    |
| Lever       | 180°          | Hook        |                    | 0744003CHR    |

#### Spare Parts Ordering Information

Slotted Strike: 074000299A Hook Strike: 074000199A



Slotted Strike "J" Hook Strike



## Determining the Hand of a Lock or Latch Set

When Standing Outside: If the Door Opens Away From You,  
You Need a Lock or Latch with a Regular Bevel.

If the Door Opens Toward You, You Need a Lock or Latch with a Reverse Bevel.

Refer to the illustrations below when selecting the proper hand configuration of the lock and latch sets on the following pages.

### When Standing Outside



**(A)**

**Lock/Latch Type:**  
**LEFT INWARD**  
Regular Bevel



**(B)**

**Lock/Latch Type:**  
**LEFT OUTWARD**  
Reverse Bevel



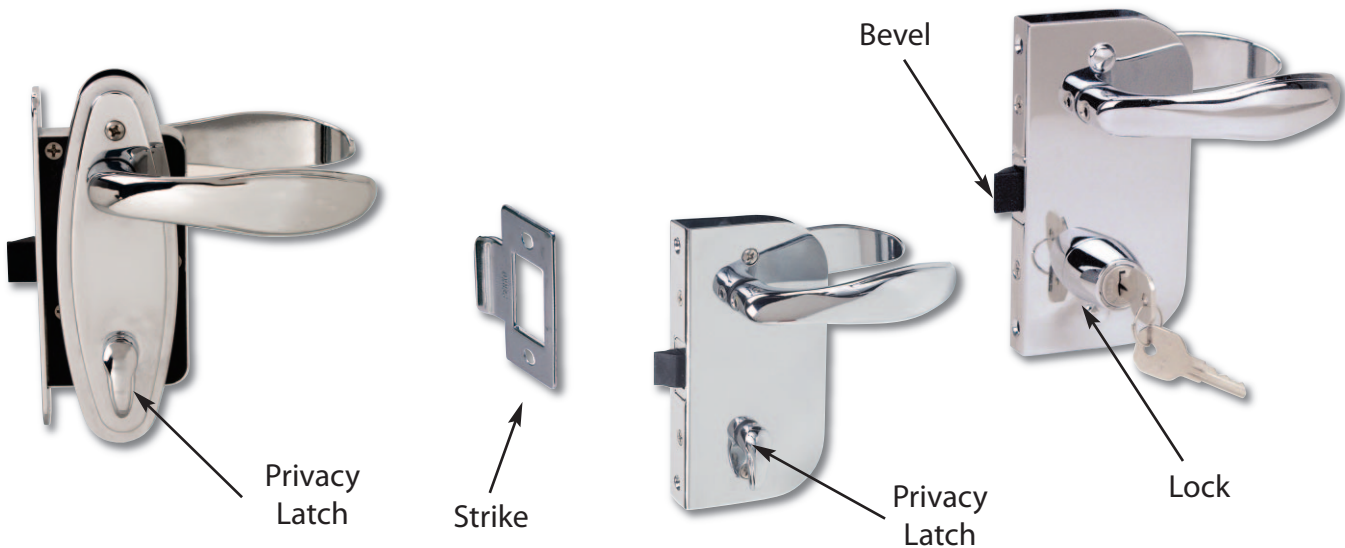
**(C)**

**Lock/Latch Type:**  
**RIGHT INWARD**  
Regular Bevel



**(D)**

**Lock/Latch Type:**  
**RIGHT OUTWARD**  
Reverse Bevel



**NOTE:** The privacy latch handle should always be mounted on the door's interior side



## Flush Mount Lock and Latch Sets

### Flush Mount Door Lock and Latch Sets

with privacy latch for interior cabins and head enclosures

Material: Brass and Zinc Alloy Components  
 Finish: Chrome Plated  
 Dimensions: Overall Height: 5-1/4"  
 For Door Thickness: 1/2", 5/8", or 3/4"  
 Features:

- Fig. 0711: Latch set with safety unlock from outside
- Fig. 0731: Lock set with keyed lock from outside and interior turn button lock mechanism from inside



**Fig. 0711  
Flush Latch  
Shown**



**Fig. 0731  
Flush Lock**

| Type  | Hand of Lock/Latch* | For Door Thickness | Standard Pkg. |
|-------|---------------------|--------------------|---------------|
| Latch | A                   | 1/2"               | 0711001LIC    |
| Latch | A                   | 5/8"               | 0711002LIC    |
| Latch | A                   | 3/4"               | 0711003LIC    |
| Latch | B                   | 1/2"               | 0711001LOC    |
| Latch | B                   | 5/8"               | 0711002LOC    |
| Latch | B                   | 3/4"               | 0711003LOC    |
| Latch | C                   | 1/2"               | 0711001RIC    |
| Latch | C                   | 5/8"               | 0711002RIC    |
| Latch | C                   | 3/4"               | 0711003RIC    |
| Latch | D                   | 1/2"               | 0711001ROC    |
| Latch | D                   | 5/8"               | 0711002ROC    |
| Latch | D                   | 3/4"               | 0711003ROC    |
| Lock  | A                   | 1/2"               | 0731001LIC    |
| Lock  | A                   | 5/8"               | 0731002LIC    |
| Lock  | A                   | 3/4"               | 0731003LIC    |
| Lock  | B                   | 1/2"               | 0731001LOC    |
| Lock  | B                   | 5/8"               | 0731002LOC    |
| Lock  | B                   | 3/4"               | 0731003LOC    |
| Lock  | C                   | 1/2"               | 0731001RIC    |
| Lock  | C                   | 5/8"               | 0731002RIC    |
| Lock  | C                   | 3/4"               | 0731003RIC    |
| Lock  | D                   | 1/2"               | 0731001ROC    |
| Lock  | D                   | 5/8"               | 0731002ROC    |
| Lock  | D                   | 3/4"               | 0731003ROC    |

**! PROP 65  
WARNING  
(Contains Lead)**

Deck and Cabinet Hardware, Hinges, Locks & Latches

### Flush Mount Door Latch Set

without privacy latch

Material: Brass and Zinc Alloy Components  
 Finish: Chrome Plated  
 Dimensions: Overall Height: 5-1/4"  
 For Door Thickness: 1/2", 5/8", or 3/4"

| Type  | Hand of Lock/Latch* | For Door Thickness | Standard Pkg. |
|-------|---------------------|--------------------|---------------|
| Latch | A                   | 1/2"               | 0715001LIC    |
| Latch | A                   | 5/8"               | 0715002LIC    |
| Latch | A                   | 3/4"               | 0715003LIC    |
| Latch | B                   | 1/2"               | 0715001LOC    |
| Latch | B                   | 5/8"               | 0715002LOC    |
| Latch | B                   | 3/4"               | 0715003LOC    |
| Latch | C                   | 1/2"               | 0715001RIC    |
| Latch | C                   | 5/8"               | 0715002RIC    |
| Latch | C                   | 3/4"               | 0715003RIC    |
| Latch | D                   | 1/2"               | 0715001ROC    |
| Latch | D                   | 5/8"               | 0715002ROC    |
| Latch | D                   | 3/4"               | 0715003ROC    |



**Fig. 0715  
Flush Latch  
w/o Privacy  
Latch**

**! PROP 65  
WARNING  
(Contains Lead)**

\* Note: Refer to Page R-162 to determine the proper hand of a lock or latch set.

## Mortise Lock and Latch Sets

### Full Size Mortise Lock and Latch Sets

with privacy lock for interior cabins and head enclosures

- Material: Brass and Zinc Alloy Components  
 Finish: Chrome Plated  
 Dimensions: Overall Height: 5-1/4"  
 For Door Thickness: 1/2" to 3/4"  
 Features:
  - Two escutcheon plates
  - Interchangeable bevels

Fig. 0710: Latch set with safety unlock from outside

Fig. 0730: Lock set with keyed lock from outside and interior turn button lock mechanism from inside



**Fig. 0710**  
Mortise Latch



**Fig. 0730**  
Mortise Lock

**PROP 65**  
**WARNING**  
(Contains Lead)

| Type  | Hand of Lock/Latch* | For Door Thickness | Standard Pkg. |
|-------|---------------------|--------------------|---------------|
| Latch | A or D              | 3/4" to 1"         | 0710001LIC    |
| Latch | A or D              | 1" to 1-1/4"       | 0710002LIC    |
| Latch | A or D              | 1-1/4" to 1-1/2"   | 0710003LIC    |
| Latch | B or C              | 3/4" to 1"         | 0710001RIC    |
| Latch | B or C              | 1" to 1-1/4"       | 0710002RIC    |
| Latch | B or C              | 1-1/4" to 1-1/2"   | 0710003RIC    |
| Lock  | A or D              | 3/4"               | 0730001LIC    |
| Lock  | A or D              | 7/8"               | 0730002LIC    |
| Lock  | A or D              | 1"                 | 0730003LIC    |
| Lock  | A or D              | 1-1/8"             | 0730004LIC    |
| Lock  | A or D              | 1-1/4"             | 0730005LIC    |
| Lock  | A or D              | 1-3/8"             | 0730006LIC    |
| Lock  | A or D              | 1-1/2"             | 0730007LIC    |
| Lock  | B or C              | 3/4"               | 0730001RIC    |
| Lock  | B or C              | 7/8"               | 0730002RIC    |
| Lock  | B or C              | 1"                 | 0730003RIC    |
| Lock  | B or C              | 1-1/8"             | 0730004RIC    |
| Lock  | B or C              | 1-1/4"             | 0730005RIC    |
| Lock  | B or C              | 1-3/8"             | 0730006RIC    |
| Lock  | B or C              | 1-1/2"             | 0730007RIC    |

### Full Size Mortise Latch Set

without privacy lock

- Material: Brass and Zinc Alloy Components  
 Finish: Chrome Plated  
 Dimensions: Overall Height: 5-1/4"  
 For Door Thickness: 3/4" to 1-1/2"  
 Features:
  - Two escutcheon plates
  - Interchangeable bevels



**Fig. 0706**  
Mortise Latch  
w/o Privacy Latch

**PROP 65**  
**WARNING**  
(Contains Lead)

| Type  | Hand of Latch* | For Door Thickness | Standard Pkg. |
|-------|----------------|--------------------|---------------|
| Latch | A or D         | 3/4" to 1"         | 0706001LIC    |
| Latch | A or D         | 1" to 1-1/4"       | 0706002LIC    |
| Latch | A or D         | 1-1/4" to 1-1/2"   | 0706003LIC    |
| Latch | B or C         | 3/4" to 1"         | 0706001RIC    |
| Latch | B or C         | 1" to 1-1/4"       | 0706002RIC    |
| Latch | B or C         | 1-1/4" to 1-1/2"   | 0706003RIC    |

\* Note: Refer to Page R•162 to determine the proper hand of a lock or latch set.

## Mortise Lock and Latch Sets

### Compact Mortise Latch Set

with privacy lock for interior cabins and head enclosures

- Material: Brass and Zinc Alloy Components  
 Finish: Chrome Plated  
 Dimensions: Overall Height: 5-1/4"  
 For Door Thickness: 3/4" to 1-1/2"  
 Features:
- Two escutcheon plates
  - Interchangeable bevels
  - Latch set with safety unlock from outside
  - Interior turn button lock mechanism from inside



**Fig. 0712**  
Compact  
Mortise Latch

| Type  | Hand of Lock/Latch* | For Door Thickness | Standard Pkg. |
|-------|---------------------|--------------------|---------------|
| Latch | A or D              | 3/4" to 1"         | 0712001LIC    |
| Latch | A or D              | 1" to 1-1/4"       | 0712002LIC    |
| Latch | A or D              | 1-1/4" to 1-1/2"   | 0712003LIC    |
| Latch | B or C              | 3/4" to 1"         | 0712001RIC    |
| Latch | B or C              | 1" to 1-1/4"       | 0712002RIC    |
| Latch | B or C              | 1-1/4" to 1-1/2"   | 0712003RIC    |



### Full Size Surface Mount Lock Set

- Material: Brass and Zinc Alloy Components  
 Finish: Chrome Plated  
 Dimensions: Overall Height: 5-1/4"  
 For Door Thickness : 1-1/16" to 1-3/8"  
 Features:
- Keyed lock from outside
  - Interior turn button lock mechanism from inside



**Fig. 0716**  
Surface Mount  
Lock

| Type | Hand of Lock/Latch* | For Door Thickness | Standard Pkg. |
|------|---------------------|--------------------|---------------|
| Lock | D                   | 1-1/16"            | 0716001ROC    |
| Lock | D                   | 1-1/8"             | 0716002ROC    |
| Lock | D                   | 1-3/8"             | 0716003ROC    |



For any other door thickness or other "hands", consult factory for availability.

\* Note: Refer to Page R-162 to determine the proper hand of a lock or latch set.



## Lock & Latch Sets

### Rim Latch Sets

- Material: Zinc Alloy  
 Finish: Chrome Plated  
 Dimensions: Case: 2-1/8" x 1-3/4"  
 Escutcheon: 4-3/8" x 1-1/4"  
 For Door Thickness: 5/8" to 1-3/8"  
 Screw Size: #6  
 Features: Sliding lock button  
 Fig. 0928: Regular bevel with box strike  
 Fig. 1028: Reverse bevel with box strike

**Fig. 0928  
Shown  
Assembled**



**Figs. 0928 & 1028**

| Bevel Type* | Retail Pkg. | OEM Bulk Pkg. |
|-------------|-------------|---------------|
| Regular     | 0928DP0CHR  | 0928000CHR    |
| Reverse     | 1028DP0CHR  | 1028000CHR    |



### Rim Latch Sets

- Material: Zinc Alloy  
 Finish: Chrome Plated  
 Dimensions: Case: 2-1/8" x 1-3/4"  
 Escutcheon: 4-3/8" x 1-1/4"  
 For Door Thickness: 5/8" to 1-3/8"  
 Screw Size: #6  
 Features: Sliding lock button  
 Fig. 0930: Regular bevel with flush strike  
 Fig. 1030: Reverse bevel with flush strike

**Fig. 0930  
Shown  
Assembled**



**Figs. 0930 & 1030**

| Bevel Type* | Retail Pkg. | OEM Bulk Pkg. |
|-------------|-------------|---------------|
| Reverse     | 0930DP0CHR  | 0930000CHR    |
| Regular     | 1030DP0CHR  | 1030000CHR    |



\* Note: Refer to Page R-162 to determine the proper bevel of a lock or latch set.

### Spare Parts Ordering Information

**For Figs. 0928 & 1028**

- Box Strike: 0976000CHR
- Regular Bevel with Cam: 0984000CHR
- Knob and Handle Assembly: 0962000CHR
- Reverse Bevel with Cam: 0920DP0CHR

**For Figs. 0930 & 1030**

- Flush Strike: 0912DP0CHR
- Regular Bevel with Cam: 0984000CHR
- Knob and Handle Assembly: 0962000CHR
- Reverse Bevel with Cam: 0920DP0CHR

## Lock & Latch Sets

### Rim Lock Sets

- Material: Zinc Alloy  
 Finish: Chrome Plated  
 Dimensions: Case: 3-7/8" x 2"  
 Escutcheon: 4-3/8" x 1-1/4"  
 For Door Thickness: 5/8" to 1-3/8"  
 Screw Size: #6  
 Features: Locks by turn button from inside  
 or key from outside  
 Fig. 0918: Regular bevel with box strike  
 Fig. 0919: Reverse bevel with flush strike




Fig. 0918/0919  
Shown  
Assembled

Fig. 0919

Fig. 0918



| Bevel/Strike*<br>Type | Retail Pkg. | OEM Bulk Pkg. |
|-----------------------|-------------|---------------|
| Regular w/Box         | 0918DP0CHR  | 0918000CHR    |
| Reverse w/Flush       | 0919DP0CHR  | 0919000CHR    |

### Flush Cup Rim Latch Sets

- Material: Zinc Alloy with Polymer Spacer for Surface Mounting  
 Finish: Chrome Plated with Black Spacer  
 Dimensions: Case: 2-1/8" x 1-3/4"  
 Escutcheon: 2" x 2-1/4"  
 For Door Thickness: 3/4" to 1-1/8"  
 Screw Size: Cup: #8  
 Case: #6  
 Features: Sliding lock button  
 Fig. 1279: Regular bevel with box strike  
 Fig. 1280: Reverse bevel with flush strike




Fig. 1279  
Shown  
Assembled



Fig. 1279

Fig. 1280



| Bevel/Strike*<br>Type | Retail Pkg. | OEM Bulk Pkg. |
|-----------------------|-------------|---------------|
| Regular w/Box         | 1279DP0CHR  | 1279000CHR    |
| Reverse w/Flush       | 1280DP0CHR  | 1280000CHR    |

\* Note: Refer to Page R•162 to determine the proper bevel of a lock or latch set.

#### Spare Parts Ordering Information

**For Figs. 0918 & 0919**  
 Regular Bevel with Cam: 0984000CHR  
 Reverse Bevel with Cam: 0920DP0CHR  
 Knob and Handle Assembly: 0962000CHR  
 Escutcheon Plate with Keys: 0953000CHR  
 Box Strike: 091800099A  
 Flush Strike: 0913DP0CHR

**For Figs. 1279 & 1280**  
 Regular Bevel with Cam: 0984000CHR  
 Reverse Bevel with Cam: 0920DP0CHR  
 Box Strike: 0976000CHR  
 Flush Strike: 0912DP0CHR

## Lock & Latch Sets

### Mortise Lock Set

- Material: Zinc Alloy  
 Finish: Chrome Plated  
 Dimensions: Case: 2-3/4" x 2"  
 Escutcheon: 4-3/8" x 1-1/4"  
 For Door Thickness: 1" to 1-3/8"  
 Screw Size: #6  
 Features:
  - Locks by turn button from inside or key from outside.
  - Bevel can be reversed during installation.



**Retail Pkg.** 0927DP0CHR  
**OEM Bulk Pkg.** 0927000CHR




**Fig. 0927**  
Shown  
Assembled

### Mortise Latch Set

- Material: Zinc Alloy  
 Finish: Chrome Plated  
 Dimensions: Case: 2-1/4" x 1-13/16"  
 Escutcheon: 4-3/8" x 1-1/4"  
 For Door Thickness: 1" to 1-3/8"  
 Screw Size: #6  
 Features:
  - Turn button lock
  - Bevel can be reversed during installation.

**Retail Pkg.** 0960DP0CHR  
**OEM Bulk Pkg.** 0960000CHR



**Fig. 0960**  
Shown  
Assembled



### Tubular Latch Set

- Material: Zinc Alloy  
 Finish: Chrome Plated  
 Dimensions: O.D. Tube: 3/4"  
 Escutcheon: 4-3/8" x 1-1/4"  
 For Door Thickness: 1" to 1-3/8"  
 Screw Size: #6  
 Features: Sliding lock button

**Retail Pkg.** 0567DP0CHR  
**OEM Bulk Pkg.** 0567000CHR



**Fig. 0567**  
Shown  
Assembled



### Spare Parts Ordering Information

**For Fig. 0927**

- Flush Strike: 0913DP0CHR
- Bevel with Cam: 0920DP0CHR
- Knob and Handle Assy: 0962000CHR
- Escutcheon Plate with Keys: 092700099B

**For Fig. 0960**

- Flush Strike: 0912DP0CHR
- Bevel with Cam: 096000099A
- Knob and Handle Assy: 0962000CHR

**For Fig. 0567**

- Flush Strike: 0912DP0CHR
- Knob and Handle Assy: 0962000CHR



## Hatch Dogs

### Flush Hatch Dog with Rectangular Flange

For Securely "Dogging" (Fastening) Deck Hatches

Material: Bronze with Stainless Steel Lock Nuts

Finish: Chrome Plated


Dimensions: Face Plate: 3-13/16" x 3"

Max Hatch Thickness: Range: 2"


Cam Bar Adjustment: 1-1/4" to 2"

Screw Size: #8

- Features:
- Latch or Locking Versions
  - Flange with visible mounting holes or smooth flange with concealed fasteners
  - Flush strike
  - O-Ring seals for water resistance
  - Does not rattle when "dogged" down



**Fig. 0777 Latch**  
with Visible  
Mounting Holes



**Detail of  
Concealed Fasteners  
Bottom Plate**



**Fig. 0777FL Lock**  
with Concealed  
Fasteners

**Fig. 0777F Latch**  
with Concealed  
Fasteners

**Fig. 0777L  
Lock with Visible  
Mounting Holes**

| Type  | Cam Bar Length | Standard. Pkg.*<br>OEM Bulk Pkg.<br>Visible Mount Holes | Standard. Pkg.*<br>OEM Bulk Pkg.<br>Concealed Fasteners |
|-------|----------------|---|---|
| Latch | 15/16"         | 0777000CHR  | 0777F00CHR  |
| Latch | 1-1/2"         | 0777001CHR  | 0777F01CHR  |
| Latch | 3"             | 0777002CHR  | 0777F02CHR  |
| Lock  | 15/16"         | 0777L00CHR  | 0777FL0CHR  |
| Lock  | 1-1/2"         | 0777L01CHR  | 0777FL1CHR  |
| Lock  | 3"             | 0777L02CHR  | 0777FL2CHR  |

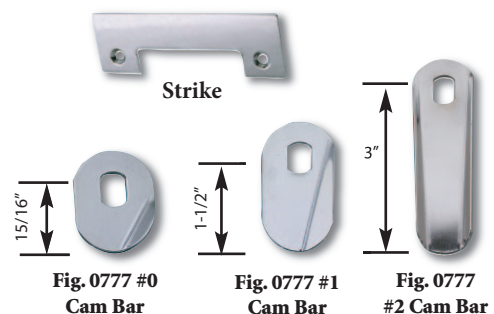
\* Std. Pkg. 1 Pc.



#### Spare Parts Ordering Information

Cam Bar for Size #0: 077700099A  
Cam Bar for Size #1: 077700199A  
Cam Bar for Size #2: 077700299A

### Strike and Cam Bar Options



## Cupboard Bolt, Catch, Turn, and Latch

### Cupboard Bolt

Material: Zinc Alloy with Polymer Slide and Knob  
 Finish: Chrome Plated  
 Dimensions: 2-1/8" x 1-1/2"  
 Screw Size: #6



Fig. 1101

| Retail Pkg. | OEM Bulk Pkg. |
|-------------|---------------|
| 1101DP0CHR  | 1101000CHR    |

### Cupboard Catch

Material: Zinc Alloy  
 Finish: Chrome Plated  
 Dimensions: 1-1/2" x 1-7/8"  
 Screw Size: #6  
 Features:
 

- No. 1 Supplied with box strike
- No. 2 Supplied with 3/8" offset box strike
- Spacer included with 1102DP2CHR package to allow for additional (3/16") offset




Fig. 1102

| Strike Type | Retail Pkg. | OEM Bulk Pkg. |
|-------------|-------------|---------------|
| Box         | 1102DP1CHR  | 1102001CHR    |
| Offset Box  | 1102DP2CHR  | 1102002CHR    |

3/16" Spacer for use with #2 Offset Box Strike



**PROP 65 WARNING**  
(Contains Lead)

### Cupboard Turn

Material: Zinc Alloy  
 Finish: Chrome Plated  
 Dimensions: 2-1/8" x 2-1/4"  
 Screw Size: #6




Fig. 0978

| Retail Pkg. | Spare Parts Ordering Information                    |
|-------------|---|
| 0978DP0CHR  | Strike Plate: 0976000CHR Bevel with Cam: 0984000CHR |

### Latch with Sliding Lock Button

Material: Zinc Alloy  
 Finish: Chrome Plated  
 Dimensions: 2-1/8" x 2-1/4"  
 Screw Size: #6



Fig. 0948

| Retail Pkg. | Spare Parts Ordering Information                    |
|-------------|---|
| 0948DP0CHR  | Strike Plate: 0976000CHR Bevel with Cam: 0984000CHR |

## Cabinet Lock & Latch, Door Knob, and Elbow Catches

### Cabinet Flush Lock and Latch

Material: Zinc Alloy  
 Finish: Chrome Plated  
 Dimensions: Face Plate: 2-1/4" x 2"  
 Installation: Installs in 1-5/8" diameter hole  
 For Door Thickness: 1/2" to 3/4"  
 Features: Fig. 0921: Lock with 2 keys  
 Fig. 0922: Latch, non-locking



Fig. 0921  
Shown

| Type  | Retail Pkg. | OEM Bulk Pkg. |
|-------|-------------|---------------|
| Lock  | 0921DP0CHR  | 0921000CHR    |
| Latch | 0922DP0CHR  | 0922000CHR    |

Chrome Cam Bar: 0980A

Note: Chrome and Polymer Cam Bars are not interchangeable.



### Door Knob

Material: Brass with Stainless Steel Screw  
 Finish: Chrome Plated  
 Dimensions: O.D. Knob: 1"  
 Max. Panel Thickness: 1-1/8"



Fig. 0925

| Retail Pkg. | OEM Bulk Pkg. |
|-------------|---------------|
| 0925DP0CHR  | 0925000CHR    |



### Elbow Catch

Material: Zinc Alloy with Stainless Steel Spring  
 Finish: Chrome Plated  
 Dimensions: 1-1/8" x 9/16"  
 Screw Size: #6



Fig. 1056

| Retail Pkg. | OEM Bulk Pkg. |
|-------------|---------------|
| 1056DP0CHR  | 1056000CHR    |

### Elbow Catch

Material: Polymer with Integral Spring  
 Finish: Black  
 Dimensions: 1-3/16" x 5/8"  
 Screw Size: #6



Fig. 1021

| Retail Pkg.* | OEM Bulk Pkg. |
|--------------|---------------|
| 1021DP0BLK   | 1021000BLK    |

\*Sold in Pairs

## Ring Catch and Pulls

### Flush Ring Catch

Material: Zinc Alloy with Phosphor Bronze Spring  
 Finish: Chrome Plated  
 Dimensions: 2-1/4" x 1-3/8"  
 Screw Size: #6




Fig. 1051

| Retail Pkg. | OEM Bulk Pkg. |
|-------------|---------------|
| 1051DP0CHR  | 1051000CHR    |

### Flush Pull

Material: Zinc Alloy and Stainless Steel  
 Finish: Chrome Plated  
 Dimensions: Face Plate: 3-11/16" x 1-11/16"  
 Depth: 7/16"  
 Screw Size: #6



Fig. 1110


| Retail Pkg. | OEM Bulk Pkg. |
|-------------|---------------|
| 1110DP0CHR  | 1110000CHR    |

### Flush Pull

Material: Polymer  
 Finish: Black, White, or Ivory  
 Dimensions: Face Plate: 2-1/4" x 2-1/4"  
 Depth: 15/16"  
 Installation: Installs in a 1-3/4" Diameter Hole  
 Screw Size: #6

**NEW  
COLOR**  
Ivory

Fig. 1016  
Ivory



Black

White

| Color | Retail Pkg. | OEM Bulk Pkg. |
|-------|-------------|---------------|
| Black | 1016DP0BLK  | 1016000BLK    |
| White | 1016DP0WHT  | 1016000WHT    |
| Ivory | 1016DP0IVR  | 1016000IVR    |

### Pull

Material: Zinc Alloy  
 Finish: Chrome Plated  
 Dimensions: Width Overall: 3-7/16"  
 Width Inside: 2-5/16"  
 Screw Size: #6



Fig. 0958

| Retail Pkg. |
|-------------|
| 0958DP0CHR  |



## Flush Pulls

### Flush Ring Pull

Material: Zinc Alloy  
 Finish: Chrome Plated  
 Dimensions: 1-3/4" x 1-3/8"  
 Screw Size: #6

| Retail Pkg. | OEM Bulk Pkg. |
|-------------|---------------|
| 0841DPOCHR  | 0841000CHR    |



Fig. 0841

### Flush Ring Pull

Material: Zinc Alloy  
 Finish: Chrome Plated  
 Dimensions: No. 1 O.D. Face Plate: 1-5/8"  
 No. 2 O.D. Face Plate: 2"  
 Screw Size: #6

| Retail Pkg. | OEM Bulk Pkg. |
|-------------|---------------|
| 1232DP1CHR  | 1232001CHR    |
| 1232DP2CHR  | 1232002CHR    |



Fig. 1232

### Flush Ring Pull

Material: Bronze  
 Finish: Chrome Plated  
 Dimensions: 2-9/16" x 2"  
 Screw Size: #8

| Retail Pkg. | OEM Bulk Pkg. |
|-------------|---------------|
| 1103DPOCHR  | 1103000CHR    |



Fig. 1103

**! PROP 65 WARNING**  
 (Contains Lead)

### Flush Lifting Pull

Material: Bronze  
 Finish: Chrome Plated  
 Dimensions: 2-5/8" x 2"  
 Screw Size: #8

| Retail Pkg. | OEM Bulk Pkg. |
|-------------|---------------|
| 0575DPOCHR  | 0575000CHR    |



Fig. 0575

**! PROP 65 WARNING**  
 (Contains Lead)

## Pull and Lifting Handles

### Flush Lifting Pull

- Material: Zinc Alloy and Polymer  
 Finish: Chrome Plated Body and Black Finishing Flange  
 Dimensions: Flange: 3/4" x 3-1/4"  
 Screw Size: #8  
 Features:
  - Spring loaded
  - Can be mounted horizontally or vertically



Fig. 1221

| Retail Pkg. | OEM Bulk Pkg. |
|-------------|---------------|
| 1221DP0CHR  | 1221000CHR    |

### Flush Lifting Handle

- Material: Bronze  
 Finish: Chrome Plated  
 Screw Size: #8  
 Features:
  - Size No. 1 has mounting holes Inset on top
  - Size No. 2 has all mounting holes at corners



Fig. 0776 Size #1



Fig. 0776 Size #2

| Dimensions Face Plate | Dimensions Inside Handle | Dealer Pkg. | OEM Bulk Pkg. |
|-----------------------|--------------------------|-------------|---------------|
| 3" x 2-1/4"           | 1-7/8" x 1"              | 0776DP1CHR  | 0776001CHR    |
| 3-3/4" x 2-3/4"       | 2-3/16" x 1-3/16"        | 0776DP2CHR  | 0776002CHR    |



### Flush Lifting Handle

- Material: Zinc Alloy  
 Finish: Chrome Plated  
 Dimensions: Face Plate: 3" x 2-1/4"  
 Inside Handle: 1-7/8" x 1"  
 Screw Size: #8



Fig. 1220

| Retail Pkg. | OEM Bulk Pkg. |
|-------------|---------------|
| 1220DP0CHR  | 1220000CHR    |

## Door & Window Stop, Handle, and Angled Fastener

### Sliding Window Stops

Material: Zinc Alloy and Polymer  
 Finish: Chrome Plated with Black Cover on Stopping Plate  
 Dimensions: Mounting Plate: 1-7/8" x 3/4"  
 Stopping Plate Length: 1-1/2"  
 Screw Size: #8

| Retail Pkg. | OEM Bulk Pkg. |
|-------------|---------------|
| 0935DP0CHR  | 0935000CHR    |

Fig. 0935



**PROP 65 WARNING**  
(Contains DINP)

### Sliding Door Stop

Material: Heavy Gauge Extruded Brass and Polymer  
 Finish: Chrome Plated with Black Cover on Stopping Plate  
 Dimensions: Mounting Plate: 1-1/2" x 3/4"  
 Stopping Plate Length: 2"  
 Screw Size: #10

| Retail Pkg. | OEM Bulk Pkg. |
|-------------|---------------|
| 0966DP0CHR  | 0966000CHR    |

Fig. 0966



**PROP 65 WARNING**  
(Contains Lead & DINP)

### Sliding Window Handle

Material: Stainless Steel  
 Finish: Plain  
 Dimensions: Length Overall: 3"  
 For Glass Thickness: 1/4"

| Retail Pkg. |
|-------------|
| 0954DP0STS  |

Fig. 0954



### Removable Angled Fastener

Material: Brass and Polymer Knob with Stainless Steel Stud  
 Finish: Chrome Plated and Black  
 Dimensions: Length Angle: 1-3/8"  
 Width Angle: 1"  
 Screw Size: #8  
 Features: Ideal for table legs

| Retail Pkg. | OEM Bulk Pkg. |
|-------------|---------------|
| 0719DP0CHR  | 0719000CHR    |

Fig. 0719



#### Spare Parts Ordering Information

Knob: 071900099A  
 Single Bracket: 071900099B  
 Flat Plate: 071900099C

**PROP 65 WARNING**  
(Contains Lead)

## Table Brackets and Utility Hooks

### Table Brackets - For Removable Tables

Supplied in Sets of Two Brackets and Two Wall Plates

Material: Brass  
 Finish: Chrome Plated  
 Dimensions: Angle Bracket: 2-3/4" x 1-11/16"  
 Wall Plate: 3-3/8" x 2"  
 Screw Size: #10



Fig. 0148

| Retail Pkg. | OEM Bulk Pkg. |
|-------------|---------------|
| 0148DP0CHR  | 0148000CHR    |

Sold in Sets

**Spare Parts Ordering Information**

Pair of Angle Brackets: 014800099A  
 Pair of Wall Plates: 014800099B



### Utility Hook

Material: Zinc Alloy  
 Finish: Chrome Plated  
 Dimensions: Overall Width: 3", Projection: 3/4"  
 Base Width: 1"  
 Screw Size: #6



Fig. 1106

| Retail Pkg. | OEM Bulk Pkg. |
|-------------|---------------|
| 1106DP0CHR  | 1106000CHR    |

### Utility Hook

Material: Zinc Alloy  
 Finish: Chrome Plated  
 Screw Size: #6



Fig. 0975

| Projection | Base Width | Retail Pkg. | OEM Bulk Pkg. |
|------------|------------|-------------|---------------|
| 2"         | 1-1/8"     | 0975DP1CHR  | 0975001CHR    |
| 3"         | 1-1/4"     | 0975DP2CHR  | 0975002CHR    |

### Utility Hook

Material: Zinc Alloy  
 Finish: Chrome Plated  
 Dimensions: Projection: 1-3/8"  
 Base Width: 1-1/8"  
 Screw Size: #6



Fig. 0610

| Retail Pkg. | OEM Bulk Pkg. |
|-------------|---------------|
| 0610DP0CHR  | 0610000CHR    |



## Utility Hook, Boat Cover Sockets, and Fasteners

### Utility or Lashing Hook

Material: Zinc Alloy  
 Finish: Chrome Plated  
 Dimensions: Length: 15/16", Width: 1/2"  
 Inside Hook: 1/4"  
 Screw Size: #6

| Retail Pkg.* | OEM Bulk Pkg. |
|--------------|---------------|
| 1249DP0CHR   | 1249000CHR    |

\*Sold 5 pcs. per card



Fig. 1249

### Boat Cover Sockets

Will Accommodate 3/8" Wood or Polymer Battens Up To 1-3/4" Long

Material: Zinc Alloy  
 Finish: Chrome Plated  
 Dimensions: Length: 3-1/4", Width: 5/8"  
 Opening: 1-7/8" x 7/16"  
 Screw Size: #6

| Retail Pkg. |
|-------------|
| 0578DP0CHR  |

Sold in Pairs



Fig. 0578

### "Durable Type" Fasteners

Material: Figs. 0896, 0898, 0901 & 0907: Brass  
 Fig. 0869: Stainless Steel, 5/8" Self Tapping Screw  
 Finish: Figs. 0896, 0898, 0901 & 0907: Nickel Plated  
 Use:
 

- For Canvas to Surface, Use Figs. 0869, 0896 and 0898
- For Canvas to Canvas, Use Figs. 0896, 0898, 0901 & 0907

| Description | Standard Pkg. |
|-------------|---------------|
| Stud        | 0869000STS    |
| Stud        | 0901000NKL    |
| Socket      | 0898000NKL    |
| Button      | 0896000NKL    |
| Eyelet      | 0907000NKL    |

Sold in boxes of 100 pcs.



Stud  
Fig. 0869

Button  
Fig. 0896

Socket  
Fig. 0898



Stud  
Fig. 0901

Eyelet  
Fig. 0907



### Curtain Fasteners

Material: Brass  
 Finish: Nickel Plated



Washer  
Fig. 0997

Eyelet  
Fig. 0996



Flanged Stud  
Fig. 0994



| Description  | Standard Pkg. |
|--------------|---------------|
| Flanged Stud | 0994000NKL    |
| Eyelet       | 0996000NKL    |
| Washer       | 0997000NKL    |

Sold in boxes of 100 pcs.

## Fishing Rod Holders

### Fishing Rod Holder Vertical Flush Mount

- Material: Bronze Flange with Stainless Steel Tube and Hard Polymer Liner  
 Finish: Chrome Plated Flange and Black Liner  
 Dimensions: Tube: 2" O.D. , 1-5/8" I.D.  
 Flange O.D.: 3-1/2"  
 Bolt Size: #10  
 Features:
  - Includes flange gasket with integral flip-up cap
  - D01 & DPD have integral drain bib for 5/8" I.D. flexible hose



Fig. 0447

| Drain Bib | Length Under Flange | Retail Pkg. | OEM Bulk Pkg. |
|-----------|---------------------|-------------|---------------|
| No        | 9"                  | 0447DP1CHR  | 0447001CHR    |
| Yes       | 10-1/2"             | 0447DPDCHR  | 0447D01CHR    |



Figs. 0447D01 & DPD  
with Drain Bib



### Fishing Rod Holder Angled Flush Mount (Approximate 65°)

- Material: Bronze Flange with Brass Tube and Soft Polymer Liner  
 Finish: Chrome Plated with Black Liner  
 Bolt Size: 1/4"  
 Features:
  - Size No. 1: Includes soft liner and flange gasket with integral flip-up cap
  - Size No. 2: Includes soft liner with lip only
  - D01 & DPD have integral drain bib for 5/8" I.D. flexible hose



Fig. 0448D01

| Drain Bib | I.D. Tube | O.D. Tube | Length Under Flange | Dimensions Flange | Retail Pkg. | OEM Bulk Pkg. |
|-----------|-----------|-----------|---------------------|-------------------|-------------|---------------|
| No        | 1-5/8"    | 2"        | 8"                  | 4-1/4" x 3-1/2"   | 0448DP1CHR  | 0448001CHR    |
| Yes       | 1-5/8"    | 2"        | 9-1/2"              | 4-1/4" x 3-1/2"   | 0448DPDCHR  | 0448D01CHR    |
| No        | 1-7/8"    | 2-1/4"    | 12"                 | 4-7/8" x 4"       | 0448DP2CHR  | -----         |



Figs. 0448D01 & DPD  
with Drain Bib



For spare parts for all rod holders on this page, see page 181.

## Fishing Rod Holders

### Fishing Rod Holder

#### Angled Flush Mount (Approximate 65°)

- Material: Zinc Alloy Flange, Anodized Aluminum Tube, and Soft Polymer Liner  
 Finish: Chrome Plated with Black Liner  
 Dimensions: Tube: 2" O.D. , 1-5/8" I.D.  
 Flange: 4-1/4" x 3-1/2"  
 Bolt Size: 1/4"  
 Features:
  - Includes flange gasket with integral flip-up cap
  - D01 & DPD have integral drain bib for 5/8" I.D. flexible hose



Fig. 1205

| Drain Bib | Length Under Flange | Retail Pkg. | OEM Bulk Pkg. |
|-----------|---------------------|-------------|---------------|
| No        | 8"                  | 1205DP0CHR  | 1205000CHR    |
| Yes       | 9-1/2"              | 1205DPDCHR  | 1205D01CHR    |



Figs. 1205D01 & DPD with Drain Bib



### Fishing Rod Holder

#### Angled Flush Mount (Approximate 65°)

- Material: Stainless Steel Flange and Tube with Soft Polymer Liner  
 Finish: Polished with Black Liner  
 Dimensions: Tube: 2" O.D. , 1-5/8" I.D.  
 Flange: 4-1/8" x 3-3/8"  
 Bolt Size: #10  
 Features:
  - Includes flange gasket w/integral flip-up cap
  - D01 & DPD have integral drain bib for 5/8" I.D. flexible hose



Fig. 0452

| Drain Bib | Length Under Flange | Retail Pkg. | OEM Bulk Pkg. |
|-----------|---------------------|-------------|---------------|
| No        | 8-1/4"              | 0452DP0STS  | 0452000STS    |
| Yes       | 9-3/4"              | 0452DPDSTS  | 0452D01STS    |



Figs. 0452D01 & DPD with Drain Bib



For spare parts for all rod holders on this page, see page 181.

## Fishing Rod Holders

### Clamp-On Fishing Rod Holder

Clamp-On Feature Eliminates Drilling Rail and Simplifies Relocation

- Material: Zinc Alloy Clamp, Stainless Steel Tube, and Hard Polymer Liner
- Finish: Chrome Plated Clamp, Polished Tube with Black Liner
- Dimensions: Tube: 2" O.D., 1-5/8" I.D.  
Length: 9"
- For Rail Sizes: 3/4" to 1-1/4"
- Features:
- Mounts on vertical or horizontal rails
  - DP0 Fits Rails 3/4" to 1" in diameter
    - Adjustable as supplied for 7/8" to 1" rails
    - Adaptable to 3/4" rails by reducing the mounting bolt length
  - DP2 fits 1-1/4" diameter rails



**Fig. 1215DP0**  
for 3/4" to 1"  
Dia. Rails



**Fig. 1215DP2**  
for 1-1/4"  
Dia. Rails

| For Rail Size | Retail Pkg. |
|---------------|-------------|
| 3/4" to 1"    | 1215DP0CHR  |
| 1-1/4"        | 1215DP2CHR  |


#### Spare Parts Ordering Information

Face Plate with Bolts for 1215DP0CHR: 1215DP099A  
Clamp Bracket with Bolts for 1215DP2CHR: 121500299A  
Intermediate Plate for 1215DP0CHR: 121500099B  
Intermediate Plate for 1215DP2CHR: 121500299B

### Heavy Duty Side Mount Fishing Rod Holder

#### Fig. 0404

- Material: Brass and Bronze with Hard Polymer Liner
- Finish: Chrome Plated with Black Liner
- Dimensions: Tube: 2" O.D., 1-5/8" I.D.  
Length: 9"
- Bolt Size: 1/4"



**Fig. 0404**



**Fig. 1104**

### Side Mount Fishing Rod Holder

#### Fig. 1104

- Material: Polymer with Brass Mounting Brackets
- Finish: Chrome Plated and Black
- Dimensions: Tube: 2" O.D., 1-5/8" I.D.  
Length: 9"
- Screw Size: #8 R.H.

| Width Bracket | Retail Pkg. |
|---------------|-------------|
| 4-3/16"       | 0404DP1CHR  |
| 3-1/4"        | 1104DP0BLK  |

#### Spare Parts Ordering Information

Fig. 0404 Spare Bracket: 040400199A  
Fig. 1104 Spare Bracket: 1107000CHR (Sold in Pairs)



**NOTE:** The use of a safety line attached to the rod and reel is recommended, particularly when running or fishing with heavy duty rods and reels.



## Fishing Rod Holder Spare Parts

### Cap and Gasket Kits for Fishing Rod Holders

#### Replacement or Upgrade for Older Holders

Material: Soft Polymer Lip and Flange Gasket, with Integral Flip-up Cap  
 Finish: Black



Fig. 0480

| To Fit Catalog Number | Retail Pkg. |
|-----------------------|-------------|
| 0448DP1CHR            | 0480DP0BLK  |
| 0447DP1CHR            | 0484DP0BLK* |
| 0452DP0STS            | 0481DP0BLK  |
| 1205DP0CHR            | 0480DP0BLK  |

\* 0484DP0BLK has cap and gasket only.



### Liners, Lips, and Tubes for Fishing Rod Holders

#### Replacement or Upgrade for Older Holders

Material: Soft Polymer Lip and Flange Gasket, with Integral Flip-up Cap  
 Finish: Black



Fig. 0482

Fig. 0483

| Lip & Liner Cat. No. | Lip Only Cat. No. | Fits Rod Holders Listed Below |       |        |      |      |      |        |
|----------------------|-------------------|-------------------------------|-------|--------|------|------|------|--------|
|                      |                   | 0448#1                        | 0448D | 0448#2 | 0452 | 1205 | 0449 | 0404#2 |
| 0482DP1BLK           | 0482DP199A        | X                             | X     |        | X    | X    |      |        |
| 0482DP2BLK           | 0482DP299A        |                               |       | X      |      |      |      |        |
| 0483DP1BLK           | 0483DP199A        |                               |       |        |      |      | X    |        |
| 0483DP2BLK           | 0483DP299A        |                               |       |        |      |      |      | X      |

| I.D.   | Retail Pkg. For Angled Flush Mt. Complete | Retail Pkg. For All Others Complete | Retail Pkg. Spare Lip Only For Fig. 0482 | Retail Pkg. Spare Lip Only For Fig. 0483 |
|--------|---|-------------------------------------|--|--|
| 1-5/8" | 0482DP1BLK                                | 0483DP1BLK                          | 0482DP199A                               | 0483DP199A                               |
| 1-7/8" | 0482DP2BLK                                | 0483DP2BLK                          | 0482DP299A                               | 0483DP299A                               |



## Numeric Index

| Fig. No. | Page No.        |
|----------|-----------------|
| 0024     | 66, 67 & 68     |
| 0030     | 62, 108 & 125   |
| 0042     | 86              |
| 0063     | 99              |
| 0065     | 97              |
| 0066     | 97              |
| 0067     | 61 & 69         |
| 0068     | 31              |
| 0069     | 61              |
| 0070     | 61              |
| 0071     | 61              |
| 0072     | 61              |
| 0074     | 60              |
| 0075     | 105             |
| 0076     | 99              |
| 0093     | 27              |
| 0095     | 27              |
| 0086     | 97              |
| 0106     | 24              |
| 0107     | 13 & 18         |
| 0108     | 24              |
| 0109     | 24              |
| 0110     | 24              |
| 0111     | 24              |
| 0113     | 73              |
| 0114     | 11 & 16         |
| 0119     | 133             |
| 0120     | 148             |
| 0123     | 73              |
| 0124     | 106             |
| 0125     | 51              |
| 0127     | 73              |
| 0134     | 30              |
| 0135     | 12, 18, 31 & 33 |
| 0136     | 12              |
| 0137     | 63              |
| 0139     | 17              |
| 0140     | 63              |
| 0142     | 105             |
| 0144     | 73              |
| 0145     | 63              |
| 0148     | 176             |
| 0149     | 149             |
| 0150     | 72 & 73         |
| 0152     | 149             |
| 0153     | 73              |
| 0155     | 140             |
| 0158     | 73              |
| 0159     | 72 & 73         |
| 0162     | 74              |
| 0163     | 85              |

| Fig. No. | Page No.    |
|----------|-------------|
| 0164     | 85          |
| 0166     | 73          |
| 0170 SWB | 36          |
| 0170 LED | 22          |
| 0170 BMD | 31          |
| 0170     | 23          |
| 0171     | 73          |
| 0172     | 73          |
| 0179     | 73          |
| 0196     | 85          |
| 0197     | 148         |
| 0200     | 26 & 27     |
| 0201     | 60          |
| 0210     | 25          |
| 0212     | 149         |
| 0217     | 67          |
| 0222     | 27          |
| 0223     | 67          |
| 0224     | 27          |
| 0227     | 12 & 60     |
| 0228     | 17 & 60     |
| 0229     | 60          |
| 0232     | 60          |
| 0238     | 60          |
| 0239     | 60          |
| 0240     | 60          |
| 0241     | 60          |
| 0247     | 60          |
| 0248     | 60          |
| 0249     | 30          |
| 0250     | 68          |
| 0252     | 11          |
| 0253     | 16          |
| 0254     | 20          |
| 0256     | 24          |
| 0257     | 66, 67 & 68 |
| 0258     | 149         |
| 0259     | 24 & 60     |
| 0260     | 60          |
| 0261     | 60          |
| 0264     | 21          |
| 0266     | 106         |
| 0268     | 60          |
| 0269     | 24          |
| 0271     | 148         |
| 0272     | 148         |
| 0273     | 60          |
| 0274     | 20          |
| 0276     | 68          |
| 0277     | 60          |
| 0278     | 60          |

| Fig. No. | Page No.    |
|----------|-------------|
| 0281     | 60          |
| 0283     | 60          |
| 0284     | 60          |
| 0285     | 105         |
| 0295     | 60          |
| 0296     | 60          |
| 0297     | 60          |
| 0298     | 60          |
| 0300     | 66          |
| 0301     | 102         |
| 0305     | 71          |
| 0313     | 71          |
| 0314     | 71          |
| 0315     | 126         |
| 0322     | 101         |
| 0323     | 103         |
| 0325     | 137         |
| 0326     | 105         |
| 0327     | 103         |
| 0328     | 102         |
| 0329     | 68          |
| 0330     | 127         |
| 0331     | 100         |
| 0333     | 103         |
| 0334     | 128         |
| 0335     | 128         |
| 0337     | 61 & 69     |
| 0338     | 61          |
| 0339     | 126         |
| 0340     | 69          |
| 0343     | 103         |
| 0345     | 104         |
| 0348     | 101         |
| 0349     | 74          |
| 0350     | 100         |
| 0351     | 135         |
| 0357     | 134         |
| 0361     | 104         |
| 0363     | 106         |
| 0365     | 105         |
| 0370     | 106         |
| 0374     | 61          |
| 0375     | 61          |
| 0377     | 104         |
| 0380     | 134         |
| 0390     | 55          |
| 0391     | 55, 58 & 59 |
| 0392     | 55          |
| 0393     | 55          |
| 0394     | 54 & 55     |
| 0404     | 180         |

| Fig. No. | Page No.  |
|----------|-----------|
| 0420     | 72 & 73   |
| 0424     | 86        |
| 0443     | 90 & 91   |
| 0447     | 178       |
| 0448     | 178       |
| 0452     | 179       |
| 0455     | 42        |
| 0456     | 87        |
| 0457     | 87        |
| 0461     | 74        |
| 0462     | 83        |
| 0465     | 73        |
| 0477     | 49        |
| 0480     | 181       |
| 0481     | 181       |
| 0482     | 181       |
| 0483     | 181       |
| 0484     | 181       |
| 0492     | 137       |
| 0493     | 92 & 93   |
| 0499     | 129       |
| 0500     | 94 & 95   |
| 0501     | 135       |
| 0502     | 140       |
| 0503     | 112       |
| 0504     | 129       |
| 0506     | 111       |
| 0507     | 119 & 125 |
| 0509     | 112       |
| 0510     | 126       |
| 0513     | 121       |
| 0514     | 68        |
| 0515     | 112       |
| 0518     | 111       |
| 0520     | 119 & 125 |
| 0524     | 121 & 125 |
| 0525     | 122       |
| 0526     | 129       |
| 0528     | 121       |
| 0530     | 131       |
| 0537     | 122       |
| 0539     | 129       |
| 0540     | 113 & 125 |
| 0540 RNG | 122       |
| 0541     | 113       |
| 0542     | 118 & 125 |
| 0543     | 118       |
| 0545     | 130       |
| 0551     | 114       |
| 0552     | 115 & 125 |
| 0554     | 153       |



# Numeric Index

| Fig. No. | Page No.  | Fig. No. | Page No. | Fig. No. | Page No.       | Fig. No. | Page No.  |
|----------|-----------|----------|----------|----------|----------------|----------|-----------|
| 0555     | 68        | 0710     | 164      | 0904     | 13             | 0999     | 147       |
| 0556     | 113 & 125 | 0711     | 163      | 0907     | 177            | 1002     | 145       |
| 0557     | 113       | 0712     | 165      | 0912     | 166, 167 & 168 | 1004     | 145       |
| 0559     | 153       | 0714     | 106      | 0913     | 167 & 168      | 1008     | 143       |
| 0561     | 111       | 0715     | 163      | 0915     | 18             | 1016     | 172       |
| 0562     | 142       | 0716     | 165      | 0918     | 167            | 1017     | 137       |
| 0563     | 116 & 125 | 0719     | 175      | 0919     | 167            | 1021     | 171       |
| 0564     | 116       | 0721     | 97       | 0920     | 166, 167 & 168 | 1028     | 166       |
| 0566     | 131       | 0722     | 97       | 0921     | 171            | 1030     | 166       |
| 0567     | 168       | 0730     | 164      | 0922     | 171            | 1031     | 158       |
| 0568     | 114       | 0731     | 163      | 0925     | 171            | 1032     | 158       |
| 0569     | 115       | 0740     | 161      | 0927     | 168            | 1033     | 63        |
| 0570     | 111       | 0742     | 106      | 0928     | 166            | 1044     | 65        |
| 0571     | 111       | 0743     | 161      | 0930     | 166            | 1045     | 58 & 59   |
| 0572     | 130       | 0744     | 161      | 0931     | 158            | 1046     | 58 & 59   |
| 0574     | 152       | 0752     | 134      | 0932     | 158            | 1047     | 58 & 59   |
| 0575     | 173       | 0753     | 68       | 0935     | 175            | 1048     | 58 & 59   |
| 0576     | 118 & 125 | 0757     | 135      | 0939     | 33             | 1049     | 57        |
| 0577     | 118       | 0759     | 142      | 0941     | 146            | 1050     | 135       |
| 0578     | 177       | 0762     | 141      | 0942     | 147            | 1051     | 172       |
| 0579     | 118       | 0769     | 140      | 0945     | 32             | 1052     | 41        |
| 0580     | 114       | 0771     | 143      | 0946     | 33             | 1053     | 151       |
| 0581     | 114       | 0775     | 136      | 0947     | 150            | 1054     | 41        |
| 0582     | 115 & 125 | 0776     | 174      | 0948     | 170            | 1056     | 171       |
| 0583     | 115       | 0777     | 169      | 0949     | 145            | 1057     | 135       |
| 0590     | 116 & 125 | 0780     | 124      | 0951     | 146            | 1058     | 41        |
| 0591     | 116       | 0782     | 124      | 0952     | 145            | 1059     | 58 & 59   |
| 0592     | 110       | 0786     | 85       | 0953     | 167            | 1060     | 58 & 59   |
| 0593     | 88 & 89   | 0790     | 124      | 0954     | 175            | 1065     | 152       |
| 0597     | 110       | 0795     | 117      | 0955     | 21             | 1071     | 159       |
| 0598     | 110       | 0805     | 98       | 0956     | 151            | 1072     | 159       |
| 0599     | 120       | 0808     | 146      | 0957     | 149            | 1074     | 65        |
| 0602     | 19        | 0826     | 123      | 0958     | 172            | 1075     | 153       |
| 0606     | 63        | 0828     | 139      | 0959     | 144 & 151      | 1081     | 159       |
| 0607     | 63        | 0829     | 139      | 0960     | 168            | 1082     | 159       |
| 0608     | 134       | 0830     | 139      | 0962     | 166, 167 & 168 | 1085     | 155       |
| 0610     | 176       | 0831     | 139      | 0963     | 18             | 1086     | 154       |
| 0615     | 11        | 0832     | 139      | 0964     | 31             | 1089     | 158       |
| 0616     | 16        | 0833     | 139      | 0965     | 33             | 1091     | 156 & 157 |
| 0617     | 19        | 0834     | 98       | 0966     | 175            | 1092     | 156 & 157 |
| 0630     | 109       | 0835     | 98       | 0972     | 12             | 1093     | 157       |
| 0632     | 109       | 0841     | 173      | 0975     | 176            | 1097     | 160       |
| 0635     | 108       | 0869     | 177      | 0976     | 166, 167 & 170 | 1101     | 170       |
| 0660     | 124       | 0870     | 126      | 0978     | 170            | 1102     | 170       |
| 0662     | 124       | 0883     | 71       | 0984     | 166, 167 & 170 | 1103     | 173       |
| 0675     | 160       | 0884     | 71       | 0987     | 147            | 1104     | 180       |
| 0697     | 140       | 0885     | 71       | 0988     | 147            | 1105     | 30        |
| 0701     | 66        | 0887     | 71       | 0994     | 177            | 1106     | 176       |
| 0706     | 164       | 0896     | 177      | 0996     | 177            | 1107     | 180       |
| 0707     | 127       | 0898     | 177      | 0997     | 177            | 1108     | 143       |
| 0709     | 97        | 0901     | 177      | 0998     | 144            | 1110     | 172       |

## Numeric Index

| Fig. No. | Cat. Type   | Page No. |
|----------|-------------|----------|
| 1112     |             | 143      |
| 1113     |             | 143      |
| 1116     |             | 141      |
| 1117     |             | 141      |
| 1119     |             | 30       |
| 1123     | 51, 58 & 59 |          |
| 1124     | 51, 58 & 59 |          |
| 1125     | 51          |          |
| 1127     |             | 30       |
| 1128     |             | 30       |
| 1129     |             | 30       |
| 1130     |             | 30       |
| 1134     |             | 36       |
| 1137     |             | 36       |
| 1138     |             | 36       |
| 1144     |             | 41       |
| 1146     |             | 64       |
| 1149     |             | 64       |
| 1155     |             | 138      |
| 1156     |             | 64       |
| 1158     | 38 & 51     |          |
| 1177     |             | 152      |
| 1181     |             | 38       |
| 1183     |             | 38       |
| 1184     |             | 38       |
| 1185     |             | 138      |
| 1186     |             | 138      |
| 1187     |             | 138      |
| 1188     |             | 130      |
| 1189     |             | 86       |
| 1190     |             | 86       |
| 1192     |             | 62       |
| 1194     |             | 144      |
| 1196     |             | 38       |
| 1197     |             | 38       |
| 1198     |             | 144      |
| 1199     |             | 151      |
| 1201     |             | 38       |
| 1205     |             | 179      |
| 1209     |             | 49       |
| 1211     |             | 15       |
| 1212     |             | 15       |
| 1213     |             | 147      |
| 1214     |             | 147      |
| 1215     |             | 180      |
| 1216     |             | 152      |
| 1217     |             | 152      |
| 1218     |             | 13       |
| 1220     |             | 174      |
| 1221     |             | 174      |
| 1223     |             | 133      |

| Fig. No. | Cat. Type | Page No. |
|----------|-----------|----------|
| 1226     |           | 142      |
| 1227     |           | 138      |
| 1230     |           | 133      |
| 1231     |           | 136      |
| 1232     |           | 173      |
| 1234     |           | 136      |
| 1236     |           | 39       |
| 1238     |           | 127      |
| 1241     |           | 123      |
| 1242     |           | 142      |
| 1244     |           | 150      |
| 1247     |           | 123      |
| 1248     |           | 123      |
| 1249     |           | 177      |
| 1252     |           | 131      |
| 1253     |           | 66       |
| 1254     |           | 65       |
| 1256     |           | 142      |
| 1261     |           | 142      |
| 1262     |           | 138      |
| 1263     |           | 67       |
| 1264     |           | 21       |
| 1267     |           | 138      |
| 1269     |           | 119      |
| 1270     | 119 & 125 |          |
| 1271     |           | 127      |
| 1279     |           | 167      |
| 1280     |           | 167      |
| 1281     |           | 39       |
| 1283     |           | 39       |
| 1284     |           | 39       |
| 1287     |           | 151      |
| 1290     |           | 141      |
| 1291     |           | 141      |
| 1293     |           | 146      |
| 1299     |           | 137      |
| 1301     |           | 36       |
| 1305     |           | 132      |
| 1306     |           | 132      |
| 1309     |           | 137      |
| 1310     |           | 12       |
| 1311     |           | 50       |
| 1312     |           | 126      |
| 1313     |           | 120      |
| 1316     |           | 132      |
| 1318     |           | 117      |
| 1319     |           | 117      |
| 1323     |           | 68       |
| 1324     |           | 122      |
| 1325     |           | 135      |
| 1326     |           | 132      |

| Fig. No. | Cat. Type | Page No. |
|----------|-----------|----------|
| 1330     |           | 49       |
| 1331     |           | 32       |
| 1332     |           | 32       |
| 1336     |           | 136      |
| 1342     |           | 42       |
| 1343     |           | 45       |
| 1345     |           | 42       |
| 1346     |           | 136      |
| 1347     |           | 44       |
| 1348     |           | 52       |
| 1349     |           | 52       |
| 1353     |           | 150      |
| 1354     |           | 150      |
| 1356     |           | 67       |
| 1361     |           | 50       |
| 1377     |           | 29       |
| 1378     |           | 29       |
| 1379     |           | 29       |
| 1380     |           | 29       |
| 1381     |           | 28       |
| 1399     |           | 120      |
| 1400     |           | 47       |
| 1401     |           | 57       |
| 1403     |           | 47       |
| 1404     |           | 47       |
| 1421     |           | 15       |
| 1422     |           | 15       |
| 1440     | LED       | 45       |
| 1440     |           | 48       |
| 1441     |           | 57       |
| 1442     |           | 44       |
| 1443     |           | 57       |
| 1445     | LED       | 45       |
| 1445     |           | 48       |
| 1447     |           | 44       |
| 1450     |           | 53       |
| 1451     |           | 52       |
| 1452     |           | 53       |
| 1454     |           | 53       |
| 1455     |           | 53       |
| 1456     |           | 53       |
| 1459     |           | 53       |
| 1460     |           | 46       |
| 1461     |           | 57       |
| 1465     |           | 46       |
| 1470     |           | 46       |
| 1601     |           | 17       |
| 1602     |           | 17       |
| 1604     |           | 35       |
| 1607     |           | 35       |
| 1608     |           | 34       |

| Fig. No. | Cat. Type | Page No. |
|----------|-----------|----------|
| 1609     |           | 34       |
| 1611     |           | 50       |
| 1612     |           | 14       |
| 1613     |           | 120      |
| 1614     |           | 57       |
| 1617     |           | 14       |
| 1619     |           | 57       |
| 1622     | LED       | 45       |
| 1622     |           | 48       |
| 1624     |           | 44       |
| 1625     |           | 51       |
| 1627     |           | 40       |
| 1628     |           | 40       |
| 1634     |           | 35       |
| 1636     |           | 34       |
| 1637     |           | 35       |
| 1638     |           | 35       |
| 1639     |           | 34       |
| 1642     |           | 34       |
| 1656     |           | 46       |
| 1680     |           | 37 & 51  |
| 1681     |           | 37       |
| 1683     |           | 37       |
| 1684     |           | 37       |
| 1696     |           | 37       |
| 1697     |           | 37       |
| 1900     |           | 70       |
| 8501     |           | 83       |
| 8502     |           | 83       |
| 8503     |           | 83       |
| 8504     |           | 83       |
| 8511     |           | 82       |
| 8512     |           | 82       |
| 8521     |           | 80 & 81  |
| 8603     |           | 84       |
| 9304     |           | 70       |
| 9601     |           | 83       |
| 9602     |           | 83       |
| 9603     |           | 83       |
| 9604     |           | 83       |
| 9611     |           | 82       |
| 9612     |           | 82       |
| 9621     |           | 80 & 81  |
| 9703     |           | 84       |
| 9854     |           | 70       |





# Alphabetic Index

| <b>C CONTINUED</b>              | <b>PAGE</b>                         |
|---------------------------------|-------------------------------------|
| <b>A</b>                        |                                     |
| Adapter -<br>Pipe to Hose ..... | 99                                  |
| Adjusters -<br>Hatch .....      | 141                                 |
| Windshield .....                | 141                                 |
| Air/Fuel Separator.....         | Emissions Cat. 315-E                |
| Alpha Series Lights.....        | 36 and 47                           |
| All-Round Lights .....          | 24-30 and 34-57                     |
| Anchor Lights .....             | 24-30 and 34-57                     |
| Arch Tower Mount Lights.....    | 34 and 35                           |
| Axe Bracket .....               | 137                                 |
| <b>B</b>                        |                                     |
| Ball Whistle.....               | 74                                  |
| Bass Boat Lights.....           | 14, 15 and 17                       |
| Bases, Pole Light.....          | 40, 41 and 57-59                    |
| Battery -<br>Switches.....      | 75 to 84                            |
| Bulkhead Mount .....            | 81                                  |
| Cable Spacer .....              | 83                                  |
| Compact .....                   | 82                                  |
| Cup Mount.....                  | 80                                  |
| Heavy Duty .....                | 84                                  |
| Medium Duty.....                | 83                                  |
| Panel Mount.....                | 81                                  |
| Bells, Fog.....                 | 72 and 73                           |
| Bi-Color Lights.....            | 11-15 and 23                        |
| Bitts .....                     | 134                                 |
| Boarding Steps.....             | 135                                 |
| Bolts -<br>Barrel .....         | 150                                 |
| Cupboard .....                  | 170                                 |
| Bow -<br>Lights.....            | 11 to 30                            |
| Anchor Lights.....              | 22-31 and 34-53                     |
| Combination Lights.....         | 11-15, 23, 31,<br>.....37-39 and 51 |
| Brackets -<br>Axe .....         | 137                                 |
| Table .....                     | 175 and 176                         |

| <b>B CONTINUED</b>                | <b>PAGE</b>                          |
|-----------------------------------|--------------------------------------|
| Breakdown Lights .....            | 24 to 30                             |
| Bulbs, Electric.....              | 61 and 69                            |
| Butt Hinges.....                  | 145 and 146                          |
| Buttons -<br>Door .....           | 152                                  |
| Push .....                        | 66                                   |
| <b>C</b>                          |                                      |
| Cabin Door Hooks .....            | 151                                  |
| Cabinet Hinges.....               | 145 to 149                           |
| Cable -<br>Outlet.....            | 86                                   |
| Spacer .....                      | 83                                   |
| Straps.....                       | 85                                   |
| Caps -<br>Gas Tank.....           | 117, 124 and 125                     |
| EPA .....                         | 124                                  |
| Non-Vented .....                  | 125                                  |
| Pressure Relief.....              | 124                                  |
| Vented.....                       | 125                                  |
| Water .....                       | 125                                  |
| Waste .....                       | 125                                  |
| Carbon Canisters .....            | 107 and<br>.....Emissions Cat. 315-E |
| CARB Certified .....              | 124 and<br>.....Emissions Cat. 315-E |
| Catches, Door .....               | 153                                  |
| Certification of Lights.....      | 10                                   |
| Chocks.....                       | 133                                  |
| Choosing a Pole Light .....       | 43                                   |
| Clam Shell Ventilators.....       | 126                                  |
| Clamps -<br>Hatch Hold-Down ..... | 143 and 144                          |
| Spring .....                      | 140                                  |
| Rope.....                         | 142                                  |
| Security.....                     | 143                                  |
| Clear Back Utility Light .....    | 64                                   |
| Cleats .....                      | 130 to 132                           |
| Clips -<br>Line Support .....     | 85                                   |
| Coat & Hat Hooks .....            | 176                                  |

## Alphabetic Index

| C CONTINUED                          | PAGE                            |
|--------------------------------------|---------------------------------|
| Cockpit Scupper .....                | 103 to 105                      |
| Color Coded Deck Plates & Fills..... | 114, 115 117,<br>.....124 & 125 |
| Collar Set .....                     | 62                              |
| Combination -                        |                                 |
| Bow & Anchor Lights .....            | 11-15, 22-30 and 34-57          |
| Masthead/White All-Round .....       | 22-32 and 34-55                 |
| Side Lights.....                     | 16-26, 29 and 30                |
| Compression Lock.....                | 154                             |
| Connections -                        |                                 |
| Electric .....                       | 85 and 86                       |
| Thru Hull .....                      | 100 to 106                      |
| Watertight, Deck.....                | 86                              |
| Connectors, Electric.....            | 85 and 86                       |
| Connectors, Garden Hose.....         | 129                             |
| Continuous Hinge.....                | 149                             |
| Courtesy Lights .....                | 63 to 65                        |
| Cowl Ventilators .....               | 126                             |
| Cupboard -                           |                                 |
| Bolts .....                          | 172                             |
| Catches.....                         | 150-153 & 170-172               |
| Turns.....                           | 170                             |
| Curtain Fasteners .....              | 177                             |
| <b>D</b>                             |                                 |
| Deck -                               |                                 |
| Connection, Watertight.....          | 86                              |
| Diesel Fills.....                    | 113 to 121                      |
| Fills .....                          | 113 to 121                      |
| Gas Fills.....                       | 113 to 121                      |
| Lights.....                          | 34 to 42                        |
| Pipes, for Rope & Chain .....        | 135                             |
| Plates.....                          | 121 & 129                       |
| Water Fills .....                    | 113 to 121                      |
| Waste Fills .....                    | 113 to 131                      |
| Deck Plate Keys .....                | 123                             |
| Delta Series Pole Lights.....        | 46 and 52                       |
| Dock Line Springs .....              | 142                             |
| Dome Lights .....                    | 66 to 68                        |
| Door -                               |                                 |
| Buttons .....                        | 152                             |

| D CONTINUED                   | PAGE                       |
|-------------------------------|----------------------------|
| Catches .....                 | 153, 170 to 172            |
| Fasteners.....                | 143,144, 150 to 153        |
| Hinges .....                  | 145 to 149                 |
| Holders.....                  | 152 and 175                |
| Hooks .....                   | 151                        |
| Stops.....                    | 152 and 175                |
| Dorade Ventilator .....       | 126                        |
| Drain Plugs .....             | 106                        |
| Drawer Knobs.....             | 171                        |
| <b>E</b>                      |                            |
| Elbow Catches.....            | 171                        |
| Electric -                    |                            |
| Bulbs.....                    | 61 and 69                  |
| Cabin Fixtures .....          | 63 to 68                   |
| Connections .....             | 85 and 86                  |
| Lamps.....                    | 63 to 68                   |
| Switches .....                | 66                         |
| EPA Certified Components      |                            |
| .....                         | 124 & Emissions Cat. 315-E |
| European Representative ..... | 5                          |
| Eyes Straps .....             | 142                        |
| <b>F</b>                      |                            |
| Fasteners -                   |                            |
| Curtain .....                 | 177                        |
| Door .....                    | 143, 144, 150-153          |
| Hatch.....                    | 140,141 and 175            |
| Table Leg.....                | 176                        |
| Fender-                       |                            |
| Hooks .....                   | 137                        |
| Locks.....                    | 137                        |
| Filler, Tank.....             | 113 to 122                 |
| Fill Limit Valves.....        | Emissions Cat 315-E        |
| Filters, Water .....          | 87 to 93                   |
| Fishing Rod Holders .....     | 178 to 181                 |
| Fittings -                    |                            |
| For Rails .....               | 134                        |
| Waste .....                   | 113 to 131                 |
| Fixtures, Light -             |                            |
| Bulkhead, Electric.....       | 63 to 68                   |
| Electric Cabin .....          | 66 to 68                   |



# Alphabetic Index

| F CONTINUED                      | PAGE                 |
|----------------------------------|----------------------|
| Flip-Top Cap for Deck Fills..... | 117                  |
| Flush Pro.....                   | 87                   |
| Flush -                          |                      |
| Hatch Lifting Handles .....      | 174                  |
| Hatch Lifting Rings.....         | 173                  |
| Locks & Latches .....            | 154 to 171           |
| Pulls.....                       | 156, 172 to 174      |
| Ring Catch.....                  | 172                  |
| Fog Horn.....                    | 74                   |
| Fold Down Mount Lights .....     | 34 to 41, 54         |
| Fuel Caps .....                  | 124 and 125          |
| Fuel Tank Filler.....            | 113 to 122           |
| Fuel Tank Vent .....             | 109 to 112           |
| Fuel Demand Valve .....          | Emissions Cat. 315-E |
| Fuse Holder.....                 | 85                   |
| <b>G</b>                         |                      |
| Garboard Drain Plugs.....        | 106                  |
| Gas Fills .....                  | 113 to 121           |
| Gas Tank Vents .....             | 109 to 102           |
| Gasket Kit.....                  | 181                  |
| Glare Shield.....                | 62                   |
| Grab Rail Posts .....            | 134                  |
| Guides, Tiller Rope.....         | 142                  |
| <b>H</b>                         |                      |
| Halyard Mount Lights.....        | 27                   |
| Handles -                        |                      |
| Daysailer.....                   | 136                  |
| Flush Lifting.....               | 169 and 174          |
| Sliding Window.....              | 175                  |
| Various .....                    | 136                  |
| Hasps.....                       | 144                  |
| Hatch -                          |                      |
| Adjusters.....                   | 141                  |
| Dog .....                        | 169                  |
| Fasteners.....                   | 140                  |
| Hinges .....                     | 145 to 149           |
| Hold-Down Clamps.....            | 143                  |
| Lifting Handles .....            | 169 and 174          |
| Lifting Rings.....               | 173                  |

| H CONTINUED                                       | PAGE        |
|---|-------------|
| Trim .....  | 149         |
| Support Braces.....                               | 141         |
| Hawse Hole Plate.....                             | 134         |
| Heavy Duty Pole Lights .....                      | 154 and 155 |
| Hinges -  |             |
| Butt.....   | 145 and 146 |
| Cabinet.....                                      | 145 to 149  |
| Continuous .....                                  | 149         |
| Cuddy Door .....                                  | 145 to 149  |
| Hatch .....                                       | 145 to 149  |
| Hatch Support.....                                | 141         |
| Non-Mortised .....                                | 149         |
| Piano.....  | 149         |
| Pull Apart .....                                  | 149         |
| Semi-Concealed .....                              | 148         |
| Shortside .....                                   | 147         |
| Strap .....                                       | 148         |
| “T” .....   | 148         |
| Holders -   |             |
| Boat Hook.....                                    | 137         |
| Door .....  | 152         |
| Fishing Pole.....                                 | 178 to 181  |
| Ring Buoy.....                                    | 137         |
| Hooks -   |             |
| Cabin Door .....                                  | 151         |
| Coat Hook.....                                    | 176         |
| Fender.....                                       | 137         |
| Lashing .....                                     | 177         |
| Snap .....  | 137         |
| Utility .....                                     | 176         |
| Wardrobe.....                                     | 176         |
| Horn, Fog.....                                    | 74          |
| Horns for Rowlocks .....                          | 138 and 139 |
| Hull Connections .....                            | 100 to 103  |
| <b>I</b>  |             |
| Information -                                     |             |
| Certification of Navigation Lights.....           | 10          |
| Determining the Hand<br>of a Lock/Latch Set ..... | 162         |
| Electrical Standards.....                         | 75          |

## Alphabetic Index

| I CONTINUED                   | PAGE                         |
|-------------------------------|------------------------------|
| Emissions Components.....     | 107 and 124                  |
| Light, Vertical Heights ..... | www.perko.com                |
| Lock Bevels.....              | 162                          |
| Lock & Latch.....             | 154 to 171                   |
| Representatives .....         | 5                            |
| Sales Policy & Terms.....     | 4                            |
| Searchlights.....             | Commercial . 315C            |
| Warranty .....                | 4                            |
| Inlet -                       |                              |
| Check Valves .....            | 108 and Emissions Cat. 315-E |
| Fittings for Fresh Water..... | 129                          |
| Strainer.....                 | 87 to 97                     |
| Intake Strainers -            |                              |
| Clear Body .....              | 91 and 91                    |
| Duplex.....                   | Commercial Cat. 315C         |
| Flushing.....                 | 88 and 89                    |
| Heavy Duty .....              | Commercial Cat. 315C         |
| High Capacity .....           | 94 and 95                    |
| Intake .....                  | 87 to 97                     |
| Pump .....                    | 97                           |
| Round.....                    | 97                           |
| Scoop .....                   | 97                           |
| Standard.....                 | 92 and 93                    |
| <b>K</b>                      |                              |
| Keys, Deck Plate .....        | 123                          |
| Knobs, Drawer.....            | 171                          |
| <b>L</b>                      |                              |
| Lamps -                       |                              |
| Cabin.....                    | 66 to 68                     |
| Wall.....                     | 67                           |
| Lashing Hooks.....            | 177                          |
| Latches -                     |                              |
| Doors.....                    | 155 to 168                   |
| Flush.....                    | 155-160, 163 and 169         |
| Mortise Latch Sets.....       | 164, 165, and 168            |
| Rim Latch Sets .....          | 166 and 167                  |
| Slam .....                    | 160                          |
| Slam Cam Bar .....            | 153                          |
| L.E.D.                        |                              |

| L CONTINUES                         | PAGE  |
|-------------------------------------|---|
| Deck Lights .....                   | 31  |
| Dome Lights .....                   | 66 to 68  |
| Navigation Lights .....             | 11 to 62  |
| Utility Lights.....                 | 63 to 65  |
| Light Chart, Vertical Heights ..... | www.perko.com   |
| Lights -                            |   |
| Alpha .....                         | 36 and 47   |
| Arch/Tower .....                    | 34 and 35   |
| All-Round Lights .....              | 24 to 56  |
| Anchor Lights.....                  | 22-30, 34-56  |
| Bases - Polelights.....             | 40, 41, 58 and 59   |
| Bass Boat .....                     | 14, 15 and 17   |
| Berth.....                          | 63 to 68  |
| Bi-Color .....                      | 11-15, 23 and 27  |
| Breakdown .....                     | 24 to 30  |
| Coastal Series .....                | 46  |
| Combination.....                    | 11-15, 23, 27, 31,37-39, and 51   |
| Courtesy.....                       | 63 to 65  |
| Deck .....                          | 31, and 34-39   |
| Delta Series .....                  | 46 and 52   |
| Dredging.....                       | Commercial Cat. 315C  |
| Dome.....                           | 66 to 68  |
| Flashing .....                      | Commercial Cat. 315C  |
| Fold Down .....                     | 34-41 and 54  |
| Fold in Half .....                  | 52 and 53   |
| Inland Series.....                  | 48  |
| L.E.D .....                         | 11, 14, 16, 19, 20, 22, 25,<br>.....28, 29, 31, 34, 37, 42, 44, 45, 51,<br>.....52, 53, 55, 63, 64, 65 and 67 |
| Masthead.....                       | 22-33, 37-39, 42, 51  |
| Meal & Absent.....                  | 68  |
| Omega Series .....                  | 45, 52, 53, and 57  |
| Pole .....                          | 14, 15, and 34-59   |
| Range.....                          | Commercial Cat 315C   |
| Searchlights .....                  | 70-71 and<br>..... Commercial Cat. 315C   |
| Side.....                           | 16-26, 29 and 30  |
| Spreader.....                       | 31  |
| Stealth Series .....                | 11, 14, 16, 19, 34, 44,<br>.....52 and 53   |
| Stern .....                         | 22-26, 29, 30, 32-56  |





# Alphabetic Index

| L CONTINUED                                  | PAGE                                |
|--|-------------------------------------|
| Telescoping.....                             | 50                                  |
| Towing.....                                  | 22-26, 29 and 30                    |
| Tri-Color .....                              | 27 and 38                           |
| Utility .....                                | 63 to 65                            |
| Vessels under 20 M (65.6 Ft.) in Length..... | 11-61                               |
| Vessels over 20 M (65.6 Ft.) in Length.....  | 28-30 &<br>.....Commercial Cat 315C |
| Line Support Clips .....                     | 85                                  |
| Locks -                                      |                                     |
| Compression .....                            | 154                                 |
| Doors.....                                   | 163 to 168                          |
| Draw-Down.....                               | 154                                 |
| Fender.....                                  | 137                                 |
| Flush.....                                   | 154 to 159, 163, 169 and 171        |
| Mortise .....                                | 164, 165 and 168                    |
| Rim .....                                    | 166 and 167                         |
| Window .....                                 | 175                                 |
| Lock and Latch Cover.....                    | 158                                 |
| Locker Ventilators.....                      | 127                                 |
| Louver Ventilators .....                     | 128                                 |
| Louver Cockpit Light .....                   | 63                                  |
| <b>M</b>                                     |                                     |
| Masthead .....                               | 22-33, 37-39, 42, 51                |
| Meal & Absent .....                          | 68                                  |
| Mooring Bitts .....                          | 134                                 |
| <b>N</b>                                     |                                     |
| Navigation Lights -                          |                                     |
| For Vessels:                                 |                                     |
| Under 20 Meters (65.6 Ft.) in Length.....    | 11-61                               |
| Over 20 Meters (65.6 Ft.) in Length .....    | 28-30 &<br>.....Commercial Cat 315C |
| <b>O</b>                                     |                                     |
| Oar -  |                                     |
| Locks.....                                   | 138 and 139                         |
| Sockets.....                                 | 138 and 139                         |
| Omega Series.....                            | 45, 52, 53, and 57                  |
| Outlets -                                    |                                     |
| Cable.....                                   | 86                                  |

| O CONTINUED                      | PAGE              |
|----------------------------------|-------------------|
| Water .....                      | 129               |
| <b>P</b>                         |                   |
| P-Traps .....                    | 109               |
| Piano Hinge .....                | 149               |
| Pipes, Rope, Chain, Deck .....   | 135               |
| Plates -                         |                   |
| Deck.....                        | 121 & 129         |
| Hawse Hole .....                 | 134               |
| Step .....                       | 135               |
| Plugs, Drain .....               | 106               |
| Pole Holders - .....             | 178 to 181        |
| Replacement Bases .....          | 40, 41 and 57-59  |
| Replacement Poles.....           | 14, 15, and 34-59 |
| Pole Lights .....                | 14, 15, and 34-59 |
| Fixed Mount .....                | 34 to 41          |
| Folding .....                    | 34 to 41          |
| Plug-In .....                    | 14, 15, and 43-59 |
| Pole Lights, Heavy Duty .....    | 54 and 55         |
| Pole Light Bases .....           | 40, 41, 58 and 59 |
| Portlight Weatherstripping.....  | 74                |
| Posts -                          |                   |
| Grab Rail .....                  | 134               |
| Stanchion .....                  | 134               |
| Pressure Relief Fuel Caps.....   | 124               |
| Prop 65 Warning .....            | 4                 |
| Pulls.....                       | 156, 171 to 174   |
| Drawer.....                      | 171               |
| Pump Strainers.....              | 97                |
| <b>R</b>                         |                   |
| Rail Fittings.....               | 134               |
| Replacement Caps .....           | 124 & 125         |
| Representatives.....             | 5                 |
| Remote Control Searchlights..... | 70 and 71         |
| Rigging Tube.....                | 134               |
| Rim Locks .....                  | 166 and 167       |
| Rim Latches .....                | 166 and 167       |
| Ring -                           |                   |
| Buoy Holders .....               | 137               |

## Alphabetic Index

| R CONTINUED                          | PAGE                             |
|--------------------------------------|----------------------------------|
| Catches, Flush .....                 | 172                              |
| Pulls .....                          | 172 and 173                      |
| Rings, Hatch Lifting .....           | 173                              |
| Rope -                               |                                  |
| Clamps.....                          | 142                              |
| Guides.....                          | 142                              |
| Springs.....                         | 142                              |
| Rowlocks.....                        | 138 and 139                      |
| <b>S</b>                             |                                  |
| Scuppers -                           |                                  |
| Cockpit.....                         | 103 to 105                       |
| Thru-Hull.....                       | 103 and 104                      |
| In-Line.....                         | 104                              |
| Seacocks .....                       | 98                               |
| Searchlights -                       |                                  |
| Bulbs.....                           | Commercial Cat. 315-C            |
| Incandescent .....                   | 70 and 71                        |
| Remote Control .....                 | Commercial Cat. 315-C            |
| Spare Parts .....                    | Commercial Cat. 315-C            |
| Xenon .....                          | 70, Commercial Cat. 315-C        |
| Self Adjusting Slam Latch .....      | 160                              |
| Shield, for Pole or Mast Lights..... | 62                               |
| Shower Drain.....                    | 104                              |
| Shower Latches .....                 | 161                              |
| Side Lights .....                    | 16-26, 29 and 30                 |
| Snap Hooks.....                      | 137                              |
| Sockets -                            |                                  |
| Boat Cover.....                      | 177                              |
| Sockets.....                         | 57 to 59                         |
| Fishing Rod.....                     | 178 to 181                       |
| Rowlock.....                         | 138 and 139                      |
| Searchlight .....                    | 70 and 71, Commercial Cat. 315-C |
| Spreader Lights.....                 | 31                               |
| Spring Clamps .....                  | 140                              |
| Springs for Dock Line .....          | 142                              |
| Steps Boarding.....                  | 135                              |
| Stanchion Tubes .....                | 107                              |
| Stern -                              |                                  |
| Lights.....                          | 22-26, 29, 30, 32-56             |
| Pole Lights.....                     | 14, 15, and 34-59                |

| S CONTINUED                   | PAGE                      |
|-------------------------------|---------------------------|
| Stops -                       |                           |
| Door .....                    | 152 and 175               |
| Window .....                  | 175                       |
| Strainers -                   |                           |
| Clear Body .....              | 91 and 91                 |
| Duplex.....                   | Commercial Cat 315C       |
| Flushing.....                 | 88 and 89                 |
| Heavy Duty .....              | Commercial Cat 315C       |
| High Capacity .....           | 94 and 95                 |
| Inlet .....                   | 87 to 97                  |
| Intake .....                  | 87 to 97                  |
| Pump .....                    | 97                        |
| Round.....                    | 97                        |
| Scoop .....                   | 97                        |
| Standard .....                | 92 and 93                 |
| Thru-Hull.....                | 97                        |
| Water .....                   | 87 to 97                  |
| Strap Hinges .....            | 148                       |
| Strap Cable .....             | 85                        |
| Switches -                    |                           |
| Switches.....                 | 75 to 84                  |
| Bulkhead Mount .....          | 81                        |
| Cable Spacer.....             | 83                        |
| Compact .....                 | 82                        |
| Cup Mount.....                | 80                        |
| Heavy Duty .....              | 84                        |
| Master .....                  | 75 to 84                  |
| Medium Duty.....              | 83                        |
| Panel Mount.....              | 81                        |
| Surge Protector.....          | 107, Emissions Cat. 315-E |
| Swivel -                      |                           |
| Valves.....                   | Emissions Cat. 315-E      |
| <b>T</b>                      |                           |
| “T” Hinges .....              | 148                       |
| Table Brackets .....          | 176                       |
| Table Leg Fasteners.....      | 175                       |
| Tank Vent Valves.....         | 109 to 112                |
| Thru-Hull Connections .....   | 100 to 106                |
| Tower/Arch Mount Lights ..... | 34 and 35                 |
| Towing Lights .....           | 22-26, 29 and 30          |



# Alphabetic Index

| T CONTINUED                            | PAGE                                       |
|--|--|
| Transom -                              |  |
| Stern Lights .....                     | 22-26, 29, 30, 32-56                       |
| Ventilators .....                      | 126 to 128                                 |
| Trim, Hatch.....                       | 149  |
| Tube, Rigging .....                    | 134  |
| Tri-Color Lights.....                  | 27 and 38                                  |
| Turns, Cupboard .....                  | 170  |
| <b>U</b>                               |  |
| Universal Replacement Pole Light ..... | 44 to 48                                   |
| Utility Hooks .....                    | 176  |
| Utility Lights                         |  |
| Clear Back .....                       | 64   |
| L.E.D.....                             | 63 to 65                                   |
| Louver.....                            | 63   |
| Red/White .....                        | 63   |
| <b>V</b>                               |  |
| Valves                                 |  |
| Fuel Limit .....                       | 107 & Emissions Cat. 315-E                 |
| Inlet Check .....                      | 108  |
| Pressure Relief.....                   | 107, 124 and<br>..... Emissions Cat. 315-E |
| Surge Protector .....                  | 108  |
| Swivel.....                            | 107 & Emissions Cat. 315-E                 |
| Tank Vent.....                         | 107 & Emissions Cat. 315-E                 |
| Ventilator -                           |  |
| Clam Shell Type .....                  | 126  |
| Cowl.....                              | 126  |
| Dorade.....                            | 126  |
| Gas Tank.....                          | 109 to 112                                 |
| Locker .....                           | 127  |
| Louver.....                            | 128  |
| Transom .....                          | 127 and 128                                |
| <b>W</b>                               |  |
| Wardrobe Hooks .....                   | 176  |
| Warranty Information .....             | 4  |
| Waste Fittings.....                    | 113 to 131                                 |
| Water Tight Deck Connection.....       | 86   |


| W                           | PAGE     |
|-----------------------------|----------|
| Water Strainers.....        | 87 to 97 |
| Water Strainer Graphs ..... | 87 to 97 |
| Whistle .....               | 74       |
| Window -                    |          |
| Handle, Sliding.....        | 175      |
| Lock .....                  | 175      |
| Stop.....                   | 175      |
| Windshield Adjusters .....  | 141      |
| Weatherstripping.....       | 74       |

Look for our Complete line of Product Catalogs

## Quality Marine Hardware and Accessories Made in America for Over 100 Years

### Catalog 320

#### For Recreational & Pleasure Boats




- Navigation Lights for Vessels Under 20m
- Battery Switches
- Interior & Utility Lights
- Locks & Latches
- Cabinet Hardware
- Deck Hardware
- Deck Plates, Fills & Caps
- Underwater Hardware
- Underwater Lighting
- Fishing Equipment



### Catalog 315-C

#### Commercial Products




- Navigation Lights Vessels over 20m
- Searchlights
- Battery Switches
- Interior & Utility Lights
- Cabinet Hardware
- Deck Hardware
- Heavy Duty-Underwater Hardware



### Catalog 315-E

#### For Emissions Related Products and Deck Fills



- Carbon Canisters
- Fuel Tank Valves
- EPA Compliant Fuel Fills
- Deck Plates & Fills
- Surge Protector
- P-Traps
- Air/Fuel Separator





*Manufacturer of Marine Lights, Hardware and Accessories*

**WE ARE MEMBERS OF THE FOLLOWING ASSOCIATIONS:**


American Boat & Yacht Council, Inc.  
Charter Member  
American Boat & Yacht Council



National Marine  
Manufacturers Association



National Marine Distributors  
Association



Marine Industries  
Association of South Florida



**PERKO**







  
**PERKO**<sup>®</sup>  
*We Make it Right, Right Here!!*<sup>®</sup>



**Manufacturer of Marine Lights, Hardware and Accessories**