


Recreational and Pleasure Boats

Manufacturer of Marine Lights, Hardware and Accessories

PERKO®

We Make it Right, Right Here!!®



ISO 9001:2008 Certified



Catalog 315-R

COVER PHOTOGRAPH

Brant Point Lighthouse

Nantucket, MA

Cover Photos By: Richard A. Cozier

Brant Point Lighthouse is a wooden structure, located on the south side of the entrance to Nantucket Harbor. Originally built in 1746, well before the United States had won its independence. Wooden lighthouses often caught fire from their oil burning lamps, and Brant Point Lighthouse was no exception – fire would destroy it multiple times.

Nantucket's residents switched from farming to whaling in the early 18th century. Known as Sherburne until 1795, Nantucket soon became one of the largest whaling ports in the Northeast. In 1724, eighty-six sperm whales were killed off the coast of Nantucket. Later, the first U.S. ship to sail into a British port would be a Nantucket whaler bearing sperm oil—the most expensive, cleanest and brightest burning oil of that time.

During a town meeting on January 24, 1746, sea captains called for the establishment of a lighthouse to protect their investments. Nantucket's location on the shipping line between the colonies' main ports coupled with its thriving whaling industry made a strong case for the light. Two hundred pounds were allocated to build the first Brant Point Lighthouse.

Twelve years later the wooden structure burned down. It was rebuilt in 1758, following town approval, but knocked over by a gale in 1774.

Another town meeting approved erecting a third light "as High as the previous one . . . at the town's expense." After captains from other ports objected to paying lighthouse dues, residents called for an Act that passed in 1774 requiring all vessels fifteen tons and over to pay six shillings the first time each year it entered or left Nantucket Harbor for the maintenance of Brant Point Lighthouse.

Between the years 1783 and 1786 the lighthouse would be destroyed by fire several more times. The town sought a different, less expensive solution -- a primitive wooden lantern, with glass windows, was hoisted between two unbraced spars, driven into the loose sand, which had grooves to steady the light. The wooden lantern produced a very dim light, often compared to a lightning bug, and hence it was called "bug light."

A storm in 1788 claimed this light, but the Commonwealth of Massachusetts soon replaced it with a small wooden tower, and this structure was ceded to the federal government in 1795.

The War of 1812 decimated Nantucket's fleet of whaling ships and left much of the population impoverished. Brant Point Light was extinguished for long periods during the war, but remained unharmed. Responding to a petition by merchants and mariners of Nantucket, Congress appropriated \$1,600 on March 3, 1825 for a new lighthouse at Brant Point described as "a house at entrance of Nantucket Harbor for the keeper, with a tower on the same for lantern." This light is on the keeper's dwelling, on Brant Point, at the entrance to Nantucket harbor.

By 1856 the lighthouse had fallen into disrepair and pleas for a new lighthouse to mark the harbor entrance (the current one was "completely rotted") were answered with the construction of a \$15,000 circular brick tower and attached dwelling that was considered one of the best stations on the Atlantic Coast. The light from the new tower's fourth-order Fresnel lens first lit up on December 10, 1856.

During the 1850s, Nantucket faced a sudden decline after the invention of kerosene cut the need for whale oil (its Canadian inventor strongly hoped for an end to killing whales), the Gold Rush lured men away, and a growing sandbar blocked the harbor. Luckily, Americans would soon begin the tradition of taking summer vacations, and the island was granted new life.

Shifting sands once again required a new lighthouse, and the present wooden tower, the ninth light to grace Brant Point, was erected at the tip of the point in 1901, roughly six hundred feet east of the 1856 lighthouse.

Brant Point's light, which shines at an elevation of just twenty-six feet making it the shortest light in New England, was changed from white to red in 1933 so that it would not be mistaken for the increasing number of house lights near the harbor. The tower was completely renovated in 1983 and again in 2000. Brant Point Light was automated in 1965, but the little conical tower with its black lantern still has many visitors, who find it an excellent spot to watch the ferries and other vessel traffic entering and leaving Nantucket Harbor.

The fourth-order Fresnel lens from Brant Point is on display at the Nantucket Life-Saving Museum.

Edited from Lighthousefriends.com





Catalog No. 315-R For Recreational and Pleasure Boats

	Pages
The Perko Story, Modern Facilities General Info, Sales Representatives and Understanding Navigation Light Certifications	R•2 to R•10
1. Navigation Lights	R•11 to R•68
2. Lighting Fixtures, Utility Lights, Bulbs & Underwater Lighting	R•69 to R•83
3. Searchlights	R•84 to R•86
4. Battery Switches and Electrical Components	R•87 to R•94
5. Fog Bells and Compartment Ventilators	R•95 to R•100
6. Underwater Hardware	R•101 to R•116
7. Emissions System Components, Vents and Deck Plates	R•117
8. Deck Hardware	R•118 to R•140
9. Cabinet Hardware, Hinges, Locks and Latches	R•141 to R•178
10. Fishing Equipment	R•179 to R•182
11. Marinium Ordering Information.....	R•183 to R•184
12. Commercial Products Catalog 315-C Thumbnail Index.....	R•185 to R•187
13. Emissions Products Catalog 315-E Thumbnail Index.....	R•188 to R•189
14. Numerical Index for Catalogs 315-C, 315-E & 315-R	R•191 to R•195
15. Alphabetic Index for Catalog 315-R	R•196 to R•200



Proudly Made in America for Over 100 Years

Manufacturer of Ship and Boat Equipment

Street Address:

16490 Northwest 13th Avenue
Miami, Florida 33169-5707

Telephone Number: (305) 621-7525

Fax Number: (305) 620-9978

Mailing Address:

P.O. Box 64000D
Miami, Florida 33164-0510

e-mail: sales@perko.com

Website: www.perko.com



1st Generation



Frederick Perkins
Founder 1907-1947

2nd Generation



Louis E. Perkins
Co-Founder/President 1947-1964

3rd Generation



Marvin Perkins
President 1964-1997
Chairman 1997 to Present

4th Generation



Frederick M. Perkins
President 1997-Present

5th Generation



Cameron Perkins
1999-Present



Deborah Hilyard
2002-Present

Frederick Perkins (Mendel Persky) born in Russia in 1874 and schooled as a machinist (tool & die maker) in Germany, immigrated to this country in 1889 at the age of 15 and became a naturalized U.S. citizen in 1898. In the early 1900's, Frederick started the original family business as a tool and die manufacturer out of his basement, as F. Persky & Co., at 49 Elizabeth Street in New York City.

In 1907, Fred Perkins was joined by his cousin Max Persky who was also a machinist. By 1910 the business had grown, and they moved down the street to 52 Elizabeth Street. At that time the company had approximately 12 or 14 employees and was established in the business of making small machine parts, tubular type bicycle pumps, head lights for automobiles and small lanterns which the dime stores filled with candy. When a

customer did not pay him for a set of marine lantern dies, he started marketing the lights he manufactured from that set of tools.

Between 1910 and 1912 the National Marine Lamp Company was formed by a combination of F. Persky & Company, H.A.J. Helvig and Company and American Lamp Works. The main headquarters for National Marine Lamp was located at 23 Brook Street in Forestville, Connecticut in a very large building that once had been a thread mill. They also maintained a sales office in New York City.

By 1913 Fred Perkins had moved to Connecticut and F. Persky & Company ceased independent operations. During that same year, Fred Perkins was listed in the company annual report as the president of National

Marine Lamp Company.

From 1913 until late 1916, Fred Perkins operated as the head of National Marine Lamp Corp. In late 1916, he left that firm and opened a new company, Perkins Marine Lamp Company which was incorporated in early 1917. The company set up operations in the remote farmlands of Brooklyn and operated in the Brooklyn, New York facility at 1943 Pitkin Avenue until 1959. The original plant consisted of one three story building of which the two top floors were leased out to independent operations. New products were added to the line and sales activities expanded beyond the Northeast. Perko offered cast bronze lights and hardware, first to the maritime industry, then to the growing pleasure boat market.



It was also around the time of Fred Perkins' move to Brooklyn in 1916 that his son Louis E. Perkins began working with the company full time. In 1922, the now famous "PERKO" trademark was introduced.

In the late 1920's the company introduced copper and nickel plated products from its own plating department. When chromium plating was perfected in the 1930's, the first Perko chromium-plated hardware appeared. As Perko's reputation for quality increased, the company's manufacturing facility expanded and enjoyed exceptional growth into the 1930's. It was during the 1930's that Perko established itself as a full-time manufacturer of marine lights, hardware, and accessories for the pleasure boating market. This tremendous growth created the need for more facilities. The original one-story manufacturing plant in Brooklyn grew to five stories. Then six more buildings were added until finally there was no more room for expansion.

In 1932 the Perkins Marine Lamp Company corporate name was changed to Perkins Marine Lamp & Hardware Corporation, since by that time the company was becoming heavily involved in supplying the marine trade with not only navigation and decorative lights but a variety of hardware fittings for the maritime and pleasure boat market.

Louis Perkins became President in 1947 upon the passing of his father Frederick. It was also in that year that his son Marvin joined the firm. In 1959, Louis and Marvin decided to move the entire operation to a new facility in Miami, Florida. Lou's first objective at the new facility was to put everything under one roof. This meant the elimination of subcontractors and the addition of a whole range of in-house production capabilities—from mill material to finished product.

Also in 1959, Leroy F. (Roy) Hollenbeck joined Perko applying his background in manufacturing and production to assist in coordinating the layout and supervise construction of the new plant. Roy's experience in plating, engineering and design helped to improve the product line and manufacturing techniques.

The new building opened in 1960 with approximately 78,000 square feet putting all the manufacturing and offices on one floor under one roof. That facility was expanded to 90,000 square feet with the addition of a non-ferrous foundry for brass, bronze and aluminum casting in mid 1961.

By 1965, a 47,000 square foot extension was completed to house the sophisticated die-casting system that now produces zinc and bronze parts.

Marvin's son Fred Perkins, named after his great-grandfather, became the 4th generation of the Perkins family involved in the company and quickly established himself as one of the marine industry's most knowledgeable authorities on navigational light requirements. Fred started in 1969 while still attending school and became active on a full time basis in 1973. He was named assistant Vice President of manufacturing in early 1974 and in 1978 became company Secretary. His background in engineering and electronics proved to be a welcome asset to help keep the product line up to date. Over the years the company had become better known for its "PERKO" trademark. In 1976 it was decided to change the company name to Perko Incorporated.



In 1979, a 35,000 square foot plastics injection molding facility was added to enable us to produce all of the polymer products and components for our diverse product line.

Fred became president in 1997. Then in 1999 Fred's son Cameron joined the company and in 2002 his daughter Deborah joined the family business marking the 5th generation and setting the course for the future.

Today, PERKO is truly an integrated manufacturer, almost completely independent of outside vendors, with the exception of a few basic items such as light bulbs and electric wire. A whole range of complete in-house capabilities, from product design through manufacturing and assembly of finished products, enables us to eliminate most subcontractors and obtain better control of our product quality, cost and delivery.

Our sand casting foundries help us control the production of our high quality brass, bronze and aluminum castings, and offers assurance that the proper alloy is used for each job.

PERKO is the only domestic marine manufacturer producing die-cast bronze parts which are well known for strength, uniformity and quality.

Our diverse press department utilizes a variety of forming tools, including multi-stage,

progressive tooling produced in our tool room. Our large, conventional machine shop includes many secondary operations such as drilling, tapping and assembly. A separate machine shop houses a number of modern, high speed automatic chuckers for high volume items, and our three separate polishing divisions assure the correct finishing procedure for each product.

In 2005 our facility was rewired for a state-of-the-art computer network and enterprise resource planning (ERP) operation, which is taking us into the next century. Expansion continues with the substantial addition to our foundry of an Investment Casting operation. Our in-house printing, graphics and pre-press department produces almost all of our printed materials from packaging materials, box labels and instructions to full color catalogs and marketing materials. In total, careful planning over the years has enabled us to become virtually self sufficient in every department.

Throughout all of our operations, steps have been taken to efficiently assure production of the highest quality products. PERKO has been an ISO registered company since 1994. Our products are designed and manufactured to meet or exceed various standards, including ISO 9001-2008, USCG, UL, NMMA and other industry standards as well as our own quality specifications. Quality control is consistently maintained and every step forward, from our founding to the present day, has been undertaken with our customer in mind. Each PERKO product is thoroughly evaluated for safety, appearance and function.

It has always been our objective to provide our customers with the very best in marine lights, hardware and accessories at competitive prices. The marketplace has rewarded our emphasis on quality with ever increasing sales and reputation. Designed and built to the highest specifications, all PERKO products are backed with outstanding warranties and our commitment to excellence. It's a "PERKO Plus" you can count on!

To date, the PERKO facility spans 15 plus acres and over 440,000 square feet of manufacturing capability. As an American manufacturer, staying competitive today in a constantly changing global market place presents many challenges, but our vision is steadfast as we move into the next century of business. Perko maintains its commitment to quality and is proud of its heritage as an American success story for over 100 years.



SALES POLICY

PERKO Products are sold through our established Distributors. We do not sell direct to the public or organizations. Therefore, possession of this catalog does not infer an offer to sell. Please contact your local marine supplier or visit our website www.perko.com to find a supplier near you.

PRICES AND TERMS

Our costs can change due to causes beyond our control. Therefore, our price list is only intended for the guidance of our customers and does not necessarily establish current prices. All prices are subject to change without notice.

Orders from firms having no satisfactory history or credit rating with us must be prepaid. C.O.D. shipments will be made if a 25% deposit is sent with the order. Cash discounts do not apply to C.O.D. shipments.

DESIGNS

For the purpose of continuous improvement in our products, the designs and specifications are subject to change without notice.

RETURN GOODS

A Repackaging Service Charge of \$10.00 net will apply to all broken packages. Products made to order are not returnable. Stock products in new, saleable condition are only returnable when permission has been granted by us, and are subject to handling and repackaging charges. Return shipping charges must be prepaid. Purchase date and invoice number are required when requesting an R.G.A. (Return Goods Authorization) number. Permission must be requested within 30 days after receipt of goods.

WEIGHTS

The weights given in this catalog are approximate, but should be sufficient for general purposes.

SHIPPING INSTRUCTIONS

Customers should send specific shipping instructions; otherwise, we will use our own judgement in selecting route.

SHIPMENTS

F.O.B. our plant, Miami, Florida, unless quoted otherwise. We are not responsible for damage, loss or delay after goods are delivered to carrier. When loss or delay occurs, we will gladly assist in tracing or expediting, but such assistance is no criterion of responsibility.

When there is **loss or apparent visible damage** to a shipment when tendered for delivery, **do not** give the carrier a clear receipt. Note such damage on the carrier's delivery receipt and **have the driver sign the receipt**.

CONCEALED DAMAGE OR LOSS

1. Advise the delivering carrier in writing as soon as discovered or no more than 15 days after delivery, and request carrier to make an inspection.
2. **Retain**, for the carrier's inspection, the **container** and **all packaging** with which the damaged or lost material was packaged.
3. **Shortages** - Must be reported to us within 15 days after receipt of goods.

PERKO® LIMITED WARRANTY

PERKO, INC. (PERKO) warrants to the original consumer-purchaser that PERKO'S products will be free from defective materials or workmanship, and that the PERKOPATE/PERKO-KOTE finish will remain corrosion-free under normal use and service, for a period as shown below from the original purchase date:

Product Class	Duration
Products installed by a manufacturer as original equipment	1 year or duration of the original equipment manufacturer's general accessory warranty up to 5 years, whichever is longer
Emissions system components installed by manufacturer as original equipment	2 Years
Commercial products (and/or products used in commercial service) and searchlights	1 Year
Products not included above and which are purchased over-the-counter at a retail dealer	5 Years

ALL IMPLIED WARRANTIES, INCLUDING MERCHANTABILITY, ARE ALSO LIMITED IN DURATION TO THE WARRANTY PERIOD FROM THE ORIGINAL PURCHASE DATE.

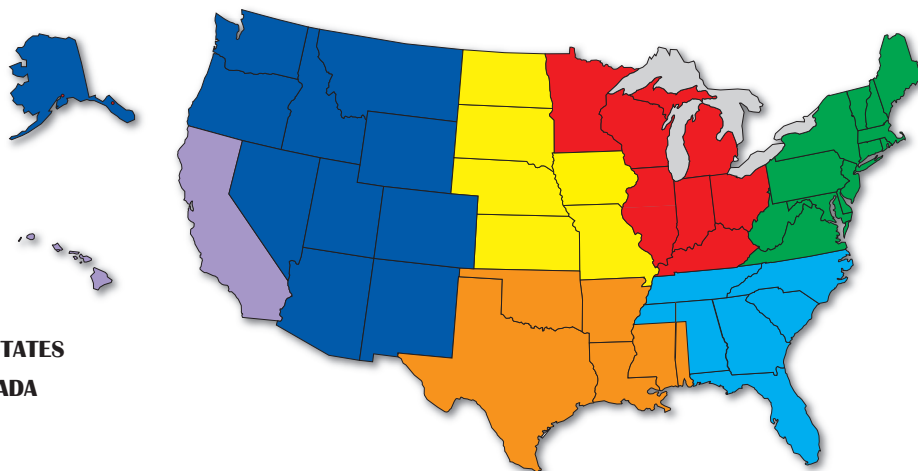
PERKO SHALL NOT BE LIABLE FOR LOSS OF USE OF ANY OF ITS PRODUCTS, NOR FOR OTHER INCIDENTAL OR CONSEQUENTIAL COSTS, EXPENSES, OR DAMAGES INCURRED BY THE ORIGINAL PURCHASER OR BY ANY OTHER PERSON.

SOME STATES DO NOT ALLOW LIMITATIONS ON HOW LONG AN IMPLIED WARRANTY LASTS, SO THE ABOVE LIMITATION MAY OR MAY NOT APPLY TO YOU. SOME STATES DO NOT ALLOW THE EXCLUSION OR LIMITATION OF INCIDENTAL OR CONSEQUENTIAL DAMAGES, SO THE ABOVE LIMITATION OR EXCLUSION MAY OR MAY NOT APPLY TO YOU.

This warranty is void if the product warranted has been damaged by accident or unreasonable use, neglect, improper service or other cause not arising out of defects in material or workmanship. Excluded from this warranty are electric light bulbs (lamps), sealed beam units and fuses. Specific warranty statements made on the smallest unit package, on the individual instruction/installation sheets, or on price quotations which accompany certain specialty, custom or individual products shall supersede this warranty.

During the warranty period, your PERKO product will either be repaired or it will be replaced with a like product (at PERKO's option) without charge to the original consumer-purchaser, when returned prepaid and insured, with proof-of-purchase date to PERKO at our factory in Miami, FL. In the event of replacement, the replacement product will continue the warranty of the original product, or ninety (90) days, whichever is longer. **Important: For this Warranty to be effective, PERKO must be supplied with Proof-Of-Purchase date of the product.**

PERKO does not authorize any person or company to create for it any other obligation or liability in connection with any of its products.



UNITED STATES
& CANADA

Northeast

ME, NH, VT, NO. MASS, PRINCE EDWARD ISLAND, NEW FOUNDLAND, NOVA SCOTIA & NEW BRUNSWICK
CGW Associates
P.O. Box 414, 354 Country Way
Scituate, MA 02066
Phone: 781.545.3790 Fax: 781.545.0359
E-Mail: CGWCO@aol.com, Cell: 617.480.6559
CHARLES W. O'CONNOR

LONG ISLAND NY, SO. MASS., RI, NO. NJ
CGW Associates
137 Brandt Island Road
Mattapoisett, MA 02739
Phone: 508.758.2980 Fax: 508.758.9705
E-Mail: CGWWO@aol.com, Cell: 617.513.5152
WAYNE OLIVIERA

MD, VA, SO. NJ, DE, PA
CGW Associates
1070 Ulmstead Circle, Arnold, MD 21012
Phone: 410.757.9630 Fax: 410.757.4365
E-Mail: KWCGW@aol.com, Cell: 410.808.3048
KEVIN WILLIAMS

UPSTATE NY, ONTARIO, MANITOBA & QUEBEC CANADA
CGW Associates
525 Williams St. S, Gauanoque, ON Canada K7G1T4
Phone: 705.790.7686 Fax: 613.382.4964
E-Mail: dave.alford@rogers.com, Cell: 705.790.7686
DAVE ALFORD

Southeast

NC, SC & Georgia
The Gartner Group
3521 Snead St., Morehead City, NC 28557
Phone/Cell: 252.675.1764 Fax: 855.280.8627
E-Mail: trey@thegartnergroup.com
TREY BRADLEY

SOUTH FLORIDA
The Gartner Group
1624 SW 4th Ct., Ft. Lauderdale, FL 33312
Phone: 954.530.7223 Fax: 954.530.7209
E-Mail: doug@thegartnergroup.com, Cell: 954.303.4541
DOUG PETERSON

TN, AL, MS & FLORIDA PANHANDLE
The Gartner Group
172 Chunilotti Way, Loudon, TN 37774
Phone: 865.408.7572 Fax: 855.280.8627
E-Mail: bob@thegartnergroup.com, Cell: 615.584.0492
ROBERT TAYLOR

NORTH FLORIDA
The Gartner Group
8436 Boxwood Dr., Tampa, FL 33615
Phone: 813.901.9820, Cell: 813.382.6755
E-Mail: james@thegartnergroup.com,
JAMES HOWE

Midwest 1

MO, IA, ND, SD, NE, SOUTHERN MO, & SO. ILLINOIS
Munzinger & Co., Inc.
2010 S. Shady Hill Lane, Springfield, MO 65809
Phone: 417.886.9184 Fax: 417.887.4306
JEFF MUNZINGER
E-Mail: jeff@munzinger.biz, Cell: 417.866.9184
KATHY MUNZINGER
E-Mail: kathy@munzinger.biz, Cell: 417.860.7992

Midwest 2

MI, OH, IN & KY
Inland Marketing Associates, Inc.
1071 Highland Ct./P.O. Box 414, Plymouth, IN 46563
Phone: 574.936.6972, Fax: 866.377.9960
E-Mail: edkuykendall@imarep.com
ED KUYKENDALL

IL, MN & WI
Inland Marketing Associates, Inc.
15050 Cedar Ave. S, #116, Apple Valley, MN 55124
Phone/Cell: 952.454.0081 Fax: 866.650.2932
E-Mail: brad@imarep.com
BRAD JOHNSON

South Central

**SOUTH CENTRAL TX, OK, AR
LA, WESTERN AL, SOUTHERN MS & S.E. AR,**
MAC-HUGH & Associates, Inc.
5540A Pepsi Street, Harahan, LA 70123
Phone: 504.734.9411 Fax: 504.734.5144
E-Mail: mchugh12@bellsouth.net, Cell: 504.494.4479
**KYLE MCHUGH, BUZZ HUMPHREY,
DAVID HILDRETH, GARRETT MCHUGH &
KYLE MICHAEL MCHUGH, JR**

West

CA & HI
The Merfield Company
1208 SW Camano Drive, Camano Islands, WA 98282
Phone: 360.387.5888 Fax: 360.387.3075
E-Mail: icross@merfield.com, Cell: 360.387.5888
IVAN CROSS

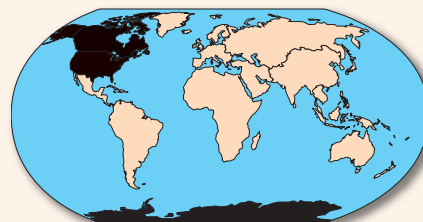
The Merfield Company
PO Box 3160, Tustin, CA 92781
Phone: 714.639.9462 Fax: 714.639.9382
E-Mail: dnaber@msn.com, Cell: 714.322.4032
DAN NABER

Northwest

**ALBERTA, AK, BRITISH COLUMBIA, ID, MT,
OR, WA, WY, NV, UT, CO, AZ & NM**
West-Line Marine Sales Co.
Mail: P.O. Box 1564, Lake Oswego, OR 97035
Shipping: 16598 S.W. 72nd Ave., Portland, OR 97224
Phone: 503.639.5275 Fax: 503.684.6399
E-Mail: westline1@verizon.net, Cell: 503.781.1835
BILL PASCHALL

West-Line Marine Sales Co.
P.O. Box 3369, Redmond, WA 98073
14227 NE 63rd Ct., Redmond, WA 98052
Phone: 425.883.4115 Fax: 425.885.1695
E-Mail: jawede@msn.com, Cell: 425.985.1620
JOHN WEDEBERG

International



(EXCLUDING UNITED STATES AND CANADA)
E&P Marine Inc.
2425 N.W. 33rd Ave., Miami, FL 33142
Phone: 305.634.6110 Fax: 305.634.1191,
E-Mail: epmarine@navalex.com
**PEDRO L. RODRIGUEZ, MIGUEL A. VASALLO,
MICHAEL VASALLO, LILLY DIAZ, EDDY HERNANDEZ**

**For information on all Export & Foreign
Regions Contact Perko, Inc. at
sales@perko.com**

PROUDLY MADE IN AMERICA FOR OVER 100 YEARS

PERKO®

OUR MODERN SELF-CONTAINED FACILITY



440,000 Sq. Ft. Home of PERKO, Inc Located on 16 Acres in Miami, FL



CNC Multi Access Drilling & Tapping Machines



CNC Turning Center with Live Tooling



CNC Lathes





PROUDLY MADE IN AMERICA FOR OVER 100 YEARS

PERKO®

OUR MODERN SELF-CONTAINED FACILITY



Chrome Plating



Battery Switch Ultrasonic Welding



Non-Ferrous Sand Cast Foundry



Plastic Injection Molding



Mechanical Power Punch Press Department



Computerized Robotic Polishing Centers

Visit www.perko.com for installation instructions and technical drawings on most PERKO® products.


PERKO®
Est. 1907

R-7

PROUDLY MADE IN AMERICA FOR OVER 100 YEARS

PERKO®


OUR MODERN SELF-CONTAINED FACILITY




Brass & Zinc Alloy Die Cast




Quality Control Atomic Absorption Spectrophotometry




Computerized Tool & Die Department



Computer Aided Design



Xenon Searchlights



Finished Goods Inventory



PERKO®

GOLD PLATED CONTACTS AND NEW PACKAGE DESIGN

GO FOR THE GOLD

Gold Plated Contacts Offer:

Superior Corrosion Resistance, More Reliable Electrical Connections and Long Life in Harsh Environments



Look for this Symbol
Throughout the catalog
to identify products
with Gold Plated Contacts

PERKO Navigation Lights have Gold Plated Contacts!

NEW PERKO® PACKAGING REFLECTS MADE IN AMERICA PRIDE

It's a rare American company today that creates its products largely in-house, from product design through manufacturing and assembly. In salute to its Made-in-America claim, Perko, Inc. has introduced a new patriotic retail package design for all its products.

With a colorful red, white and blue backdrop, all our product packages will come emblazoned with a large Made in the USA label. Borrowing a stars and stripes theme, the new logo provides customers with instant visual recognition of the exceptional quality of Perko's American-made products.

This packaging redesign reflects our company's commitment to US-based manufacturing. Our goal is to deliver the very best quality in marine lighting, hardware and accessories. The majority of all our retail products carry a five year manufacturers warranty.

Perko has been manufacturing high-quality, American-made products for over 100 years. We offer a broad array of marine hardware, lighting and fuel system components.





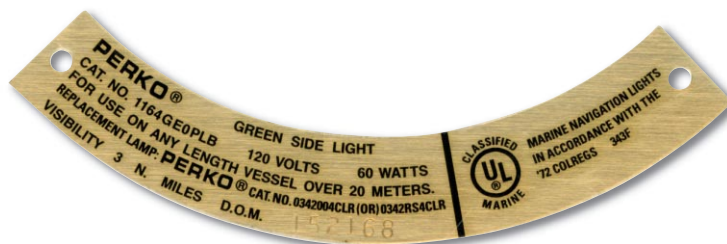
1

All U.S. registered vessels are subject to either the '72 COLREGS or the U.S. inland rules. Effective 11/1/03, lights must meet one of 3 types of certifications depending on the size of the vessel and the date it was manufactured.

LARGE BOATS OVER 20 METERS (65.6 FT.)

The U.S. Coast Guard is accepting lights that have passed the UL tests (A.B.Y.C. A-1104) as meeting the '72 COLREGS and the U.S. Inland Rules for vessels over 20 meters (65.6 ft.). As the first domestic manufacturer to pass UL 1104, PERKO's lights can be installed on vessels over 20 meters (65.6 ft.). PERKO manufactures two sizes of lights for the large boat market. The first group of lights is for vessels between 20 meters and 50 meters. The second group includes larger lights and is for vessels over 20 meters (without an upper limit on length).

A brass tag is permanently affixed to the light indicating the type of light, catalog number, voltage and bulb type to install to meet the visibility requirements. It also states that the light is classified by UL in accordance with the '72 COLREGS (343F). This is the only documentation needed by a vessel in this size range for navigation lights to certify light construction compliance with the '72 COLREGS and the U.S. Inland Rules.



SMALL BOATS UNDER 20 METERS (65.6 FT.)

U.S. requirements for smaller vessels are less strict and they differ depending on when the boat was built.

SMALL BOATS BUILT AFTER 11/1/03

The only recognized means of certification of lights for these boats is the USCG approval system. This system uses independent, 3rd party USCG approved labs to conduct some of the tests required for the A-16 certification. On all USCG approved lights, the permanent marking USCG 1nm, USCG 2nm or USCG 3nm (depending on whether the light is a 1-mile, 2-mile or 3-mile light) must be visible when the light is installed. Note that certifications may vary with voltage (e.g. USCG approved for 12-volt and A-16 certified for 24-volt).



Look for this symbol for lights that are third party USCG Certified



USCG 2nm MARKING

SMALL BOATS BUILT BEFORE 11/1/03

Lights for these boats must be manufactured in accordance with the American Boat and Yacht Council (A.B.Y.C.) Standard A-16. The primary means of certification recognized in the United States for lights for these boats is through the National Marine Manufacturers' Association (NMMA) certification procedure. USCG approved lights, as described below, are also approved for these applications. All PERKO small boat lights designed for use on boats built before 11/1/03 are certified under this NMMA Certification Procedure. All lights certified under this procedure are required to permanently carry the mark "A-16" visibly displayed when the light is installed.

Look for this symbol for lights that are only certified to A.B.Y.C A-16 as "Replacement Lights" only



(1) Does not apply to vessels under 7 meters which are not powered



STEALTH II Series L.E.D. Navigation Lights - Patent #D665,113S

Certified For Use on Power Driven Vessels Under 20 Meters (65.6 ft.) in Length



CONSTRUCTION:

- Stainless Steel, Black or White PERKO-KOTE
- Ultra Low Profile
- Red and Green L.E.D.'s

L.E.D. Features

- Uses 10% of the Energy Draw of Standard Lights
- Low Heat
- Long Life
- L.E.D.'s have no user serviceable parts

Fig. 0615 - L.E.D. Horizontal Mount Bi-Color Light



Fig. 0616 - L.E.D. Horizontal Mount Side Lights



Fig. 0617 - L.E.D. Vertical Mount Side Lights



White All-Round Light Options

See Pages: R-34 & R-49 See Page: R-56

Ordering Info

Light Type	Mount	Finish	Dealer Pkg. 1 Card	DP Pkg.	OEM Bulk Pkg.	Bulk Pkg.	Ship Wt. Carton Lbs. DP/OEM Bulk
Bi-Color	Horizontal	Stainless	0615DP2STS	1 Pc	0615000STS	10 Pcs.	0.6/3.3
Bi-Color	Horizontal	Black	0615DP2BLK	1 Pc	0615000BLK	10 Pcs.	0.6/3.3
Bi-Color	Horizontal	White	0615DP2WHT	1 Pc	0615000WHT	10 Pcs.	0.6/3.3
Side Light	Horizontal	Stainless	0616DP2STS	1 Pr	0616000STS	10 Prs.	0.8/5.4
Side Light	Horizontal	Black	0616DP2BLK	1 Pr	0616000BLK	10 Prs.	0.8/5.4
Side Light	Horizontal	White	0616DP2WHT	1 Pr	0616000WHT	10 Prs.	0.8/5.4
Side Light	Vertical	Stainless	0617DP2STS	1 Pr	0617000STS	10 Prs.	0.8/5.5
Side Light	Vertical	Black	0617DP2BLK	1 Pr	0617000BLK	10 Prs.	0.8/5.5
Side Light	Vertical	White	0617DP2WHT	1 Pr	0617000WHT	10 Prs.	0.8/5.5

Tech Info

- 12 Volt L.E.D.
- Length: 2-1/2"
- Width: 2-5/8"
- Screw Size: #8
- Vertical Ht.:
Fig. 0615 & 0616: 1/2"
Projection Fig. 0617: 5/8"



Spare gasket kit required for mounting on metallic surfaces (optional for fiberglass surfaces and included in DP package):
Fig. 0615: 0615000GKT, Fig. 0616: 0616000GKT, Fig. 0617: 0617000GKT

PERKO® VERTICAL MOUNT NAVIGATION LIGHT SETS



1

White All-Round Light Options

See Pages: R-35 & R-53 See Pages: R-36 & R-55



Fig. 0602 Chrome

Fig. 0602 White



Fig. 0274 Black

Fig. 0254 White



Fig. 0254 Black



Fig. 0254 Chrome

Vertical Mount

Fig. 0602 L.E.D. Side Lights

Fig. 0274 L.E.D. Side Lights

Fig. 0254 Side Lights

Certified For Use on Power Driven Vessels Under 20 Meters (65.6 ft.) in Length

CONSTRUCTION Fig 0602:

- Chrome Plated Bronze, White Epoxy Coated Bronze or Black Polymer
- Red and Green 12V L.E.D.'s

CONSTRUCTION Fig 0274:

- Chrome Plated Bronze with Black Polymer Base or All Black or All White Polymer
- Red and Green 12V L.E.D.'s

L.E.D. Features

- Uses 10% of the Energy Draw of Standard Lights
 - Low Heat & Long Life

CONSTRUCTION Fig 0254:

- Chrome Plated Bronze with Black Polymer Base or All Black Polymer, or All White Polymer
 - Red and Green Lenses
 - 12 Volt Bulbs Included

Ordering Info

Finish	Voltage	Projection Inches	Dealer Pkg. 1 Pair per Card	OEM Bulk Package	Pkg. Qty. DP/OEM Bulk (Pairs)	Ship Wt. Carton Lbs. DP/OEM Bulk
Chrome	12	1-1/8	0602DP1CHR	0602001CHR	1/1	1.1/0.6
White	12	1-1/8	0602DP1WHT	0602001WHT	1/1	1.0/0.6
Black	12	1-1/8	0602DP1BLK	0602001BLK	1/1	0.8/0.4
Chrome	24	1-1/8	0602DP2CHR	0602002CHR	1/1	1.1/0.6
White	24	1-1/8	0602DP2WHT	0602002WHT	1/1	1.0/0.6
Black	24	1-1/8	0602DP2BLK	0602002BLK	1/1	0.8/0.4
Chrome	12	7/8	0274M00DP1	0274M0012V	1/10	0.8/7.0
Black	12	7/8	0274B00DP1	0274B0012V	1/10	0.5/4.0
White	12	7/8	0274W00DP1	0274W0012V	1/10	0.5/4.0
Chrome	12	7/8	0254M00DP1	0254M0012V	5/10	3.2/5.4
Black	12	7/8	0254B00DP1	0254B0012V	5/10	2.4/3.6
White	12	7/8	0254W00DP1	0254W0012V	5/10	2.4/3.6

Tech Info

Fig. 0602:

- 12 or 24 Volt L.E.D.
- Length: 3-1/4"
- Width: 2"

Figs. 0274 & 0254:

- Fig. 0274: 12V L.E.D.
- Fig. 0254: 12V Bulb Included
 - Length: 3-1/2"
 - Width: 2-1/4"

• Screw Size: #8



Fig. 0254

Fig. 0254 SPARE PARTS ORDERING INFORMATION

Green Lens Only: 0277DPGLNS. Red Lens Only: 0277DPRLNS.
12 Volt Bulbs (2 per card): 0071DP8CLR.Base with Socket Assembly: 0254(BLK/WHT)99A.
Figs. 0274 & 0602 L.E.D.'s have no user serviceable parts.

NOTE: Fig. 0254 meets the USCG requirements for 12-volt applications. The above light can also be used as 24-volt A.B.Y.C. A-16 certified lights on boats built prior to 11/1/03. To use as 24-volt lights while maintaining A-16 certification, replace the bulbs provided with 0072DP8CLR. Contact us for 24 volt applications on new construction.



PERKO®

HORIZONTAL MOUNT NAVIGATION LIGHT SETS

Horizontal Mount

Fig. 0619 L.E.D. Bi-Color Light

Fig. 0229 Bi-Color Light

Fig. 0622 L.E.D. Side Lights

Fig. 0232 Side Lights

Certified For Use on Power Driven Vessels Under 20 Meters (65.6 ft.) in Length

White All-Round Light Options



See Pages:
R-35 & R-53



See Pages:
R-36 & R-55

CONSTRUCTION:

- Chrome Plated Bronze Top with Black Polymer Base or White PERKO-KOTE Bronze Top with White Polymer Base
- One Piece Lens/Base Assembly
- Includes Mounting Gasket

Figs. 0619 & 0622 L.E.D. Version Features

- Uses 10% of the Energy Draw of Standard Lights
- Low Heat & Long Life
- L.E.D.'s have no user serviceable parts



Fig. 0619
White

Fig. 0229
Chrome



Fig. 0622
Chrome

Fig. 0232
White

Ordering Info					
Finish	Light Type	Dealer Pkg.	OEM Bulk Pkg.	Pkg. Qty. DP/OEM Bulk	Ship Wt. Carton Lbs. DP/OEM Bulk
Chrome	Bi-Color Light	0619DP0CHR	0619000CHR	1/1	1.6/1.5
White	Bi-Color Light	0619DP0WHT	0619000WHT	1/1	1.6/1.5
Chrome	Side Lights	0622DP0CHR	0622000CHR	1/1	1.6/1.5
White	Side Lights	0622DP0WHT	0622000WHT	1/1	1.6/1.5
Chrome	Bi-Color Light	0229DP0CHR	0229000CHR	5/25	5.0/22.3
White	Bi-Color Light	0229DP0WHT	0229000WHT	5/25	5.0/22.3
Chrome	Side Lights	0232DP0CHR	0232000CHR	5/25	5.0/22.3
White	Side Lights	0232DP0WHT	0232000WHT	5/25	5.0/22.3

Tech Info

- **Figs 0619 & 0622:**
12 V L.E.D.
- **Figs 0229 & 0232:**
12 V Bulb Included
- Vertical Ht: 7/8"
- Length: 4"
- Width: 3"
- Screw Size: #8

SPARE PARTS ORDERING INFORMATION

Fig. 0229: Black Base with Lens Assy (Red/Green): 0229DP0LNS.
 Fig. 0232: Lens & Base Assy (Green): 0232DPGLNS. Fig. 0232: Lens & Base Assy (Red): 0232DPRLNS.
 Bulbs (2 per card): 0071DP0CLR.



Fig. 0229 & 0232

PERKO® HORIZONTAL MOUNT NAVIGATION LIGHT SETS



1

White All-Round Light Options



See Pages:
R-35 & R-53



See Pages:
R-36 & R-55

**NEW
PRODUCT**



**Fig. 0653
Chrome**



**Fig. 0653 Black
Sold in Pairs**



**Fig. 653 White
Sold in Pairs**

**Horizontal Mount
Fig. 0653 L.E.D. Side Lights
Fig. 0253 Side Lights**

Certified For Use on Power Driven Vessels Under 20 Meters (65.6 ft.) in Length

CONSTRUCTION Fig 0653:

- Chrome Plated Bronze Top with Black Polymer Base, All Black or All White Polymer
 - Red and Green L.E.D.'s
- L.E.D. Version Features**
 - Uses 10% of the Energy Draw of Standard Lights
 - Low Heat & Long Life
 - L.E.D.'s have no user serviceable parts

CONSTRUCTION Fig 0253:

- Chrome Plated Bronze Top with Black Polymer Base, All Black or All White Polymer
 - Red and Green Lenses
 - 12 Volt Bulbs Included



**Fig. 0253
Chrome**



**Fig. 0253
Black**



**Fig. 0253
White**

Ordering Info

Finish	Dealer Pkg.	OEM	Pkg. Qty.	Ship Wt.
	1 Pair per Card	Bulk Pkg.	DP/OEM Bulk	Carton Lbs. DP/OEM Bulk
Chrome	0653M00DP1	0653M0012V	1/10 Prs.	0.8/7.0
Black	0653B00DP1	0653B0012V	1/10 Prs.	0.4/3.0
White	0653W00DP1	0653W0012V	1/10 Prs.	0.4/3.0
Chrome	0253M00DP1	0253M0012V	5/10 Prs.	3.8/6.4
Black	0253B00DP1	0253B0012V	5/10 Prs.	2.2/3.2
White	0253W00DP1	0253W0012V	5/10 Prs.	2.2/3.2

Tech Info

- Fig 0653: 12 Volt L.E.D.
- Fig. 0253: 12V Bulb Included
- Vertical Ht.: 13/16"
- Length: 3-1/2"
- Width: 2-1/4"
- Screw Size: #8



Fig. 0253

FIG 0253: SPARE PARTS ORDERING INFORMATION

Green Lens Only: 0273DPGLNS. Red Lens Only: 0273DPRLNS.
Base with Socket Assembly: 0114000BLK/WHT. Bulbs (2 per card): 0071DP0CLR.

NOTE: Fig. 0253 series lights meet the USCG requirements for 12-volt applications. They can also be used as 24-volt A.B.Y.C. A-16 certified lights on boats built prior to 11/1/03. To use as 24-volt lights while maintaining A-16 certification, replace the bulbs provided with Cat. No. 0072DP1CLR 24-volt bulbs. Contact us for 24-volt applications on new construction.



PERKO®

HORIZONTAL MOUNT NAVIGATION LIGHT SETS

Horizontal Mount

Fig. 0652 L.E.D. Bi-Color Lights

Fig. 0252 Bi-Color Lights

Certified For Use on Power Driven Vessels Under 20 Meters (65.6 ft.) in Length

White All-Round Light Options



See Pages:
R-35 & R-53



See Pages:
R-36 & R-55



CONSTRUCTION Fig 0652:

- Chrome Plated Bronze Top with Black Polymer Base, All Black or All White Polymer
- Red and Green L.E.D.'s

L.E.D. Version Features

- Uses 10% of the Energy Draw of Standard Lights
- Low Heat & Long Life
- L.E.D.'s have no user serviceable parts



Fig. 0652 Black

Fig. 0652 White

Fig. 0652 Chrome

CONSTRUCTION Fig 0252:

- Chrome Plated Bronze Top with Black Polymer Base, All Black or All White Polymer
- Red and Green Lenses
- 12 Volt Bulbs Included



Fig. 0252 Black

Fig. 0252 White

Fig. 0252 Chrome

Ordering Info				
Finish	Dealer Pkg.	OEM	Pkg. Qty.	Ship Wt.
	1 per Card	Bulk Pkg.	DP/OEM Bulk	Carton Lbs. DP/OEM Bulk
Chrome	0652MB0DP1	0652MB012V	1/10	0.4/4.0
Black	0652BB0DP1	0652BB012V	1/10	0.3/3.0
White	0652WB0DP1	0652WB012V	1/10	0.3/3.0
Chrome	0252MB0DP1	0252MB012V	5/25	2.0/8.2
Black	0252BB0DP1	0252BB012V	5/25	1.3/4.2
White	0252WB0DP1	0252WB012V	5/25	1.3/4.2

Tech Info

- Fig 0652: 12 Volt L.E.D.
- Fig. 0252: 12V Bulb Included
- Vertical Ht.: 13/16"
- Length: 3-1/2"
- Width: 2-1/4"
- Screw Size: #8



Fig. 0252

FIG. 0252 SPARE PARTS ORDERING INFORMATION

Bulbs (2 per card): 0071DP0CLR. Lens (Red/Green): 0247DP0LNS.
 Black Base with Socket Assembly: 0114000BLK. White Base with Socket Assembly: 0114000WHT.

NOTE: Fig. 0252 series lights meet the USCG requirements for 12-volt applications. They can also be used as 24-volt A.B.Y.C. A-16 certified lights on boats built prior to 11/1/03. To use as 24-volt lights while maintaining A-16 certification, replace the bulbs provided with Cat. No. 0072DP1CLR 24-volt bulbs. Contact us for 24 volt applications on new construction.

PERKO® HORIZONTAL MOUNT NAVIGATION LIGHT SETS



1

White All-Round Light Options

See Pages: R-35 & R-53 See Pages: R-36 & R-55

NEW PRODUCT



Fig. 0628

**Horizontal Mount
Fig. 0628 L.E.D. Side Lights
Fig. 0228 Side Lights**

Certified For Use on Power Driven Vessels Under 20 Meters (65.6 ft.) in Length

CONSTRUCTION Fig 0628:

- Chrome Plated Zinc Alloy Top with Black Polymer Base or White PERKO•KOTE Zinc Alloy Top with White Polymer Base

- Red and Green L.E.D.'s

L.E.D. Version Features

- Uses 10% of the Energy Draw of Standard Lights
- Low Heat & Long Life
- L.E.D.'s have no user serviceable parts

CONSTRUCTION Fig 0228:

- Chrome Plated Zinc Alloy Top with Black Polymer Base or White PERKO•KOTE Zinc Alloy Top with White Polymer Base

- Red and Green Lenses



Fig. 0228

Ordering Info

Finish	Dealer Pkg.	OEM	Pkg. Qty.	Ship Wt.
	1 per Card	Bulk Pkg.	DP/OEM Bulk	Carton Lbs. DP/OEM Bulk
Chrome	0628DP0CHR	0628000CHR	1/10	0.7/6.0
White	0628DP0WHT	0628000WHT	1/10	0.7/6.0
Chrome	0228DP0CHR	0228000CHR	5/25	3.6/15.4
White	0228DP0WHT	0228000WHT	5/25	3.6/15.4

Tech Info

- Fig 0628: 12 Volt LED
- Fig. 0228: 12V Bulb Included
- Vertical Ht.: 5/8"
- Length: 3-1/4"
- Width: 2-5/16"
- Screw Size: #8

FIG. 0228 SPARE PARTS ORDERING INFORMATION

Green Lens: 0228DPGLNS. Red Lens: 0228DPRLNS.
Black Base with Socket Assembly: 022700099A. Bulbs (2 per card): 0071DP0CLR.
White Base with Socket Assembly: 0227W0099A.

USCG



Fig. 0228

NOTE: Fig. 0228 series lights meet the USCG requirements for 12-volt applications. All the above can also be used as 24-volt A.B.Y.C. A-16 certified lights on boats built prior to 11/1/03. To use as 24-volt lights while maintaining A-16 certification, replace the bulbs provided with Cat. No. 0072DP1CLR 24-volt bulbs. Contact us for 24-volt applications on new construction.



PERKO®

HORIZONTAL MOUNT NAVIGATION LIGHT SETS

Horizontal Mount

Fig. 0627 L.E.D. Bi-Color Light

Fig. 0227 Bi-Color Light

Certified For Use on Power Driven Vessels Under 20 Meters (65.6 ft.) in Length

White All-Round Light Options

See Pages: R-35 & R-53 See Pages: R-36 & R-55

NEW PRODUCT

CONSTRUCTION Fig 0627:

- Chrome Plated Zinc Alloy Top with Black Polymer Base or White PERKO•KOTE Zinc Alloy Top with White Polymer Base

L.E.D. Version Features

- Red and Green L.E.D.'s
- Uses 10% of the Energy Draw of Standard Lights
- Low Heat & Long Life
- L.E.D.'s have no user serviceable parts



Fig. 0627

CONSTRUCTION Fig 0227:

- Chrome Plated Zinc Alloy Top with Black Polymer Base or White PERKO•KOTE Zinc Alloy Top with White Polymer Base
- Red and Green Lenses
- 12 Volt Bulbs Included



Fig. 0227

White

Chrome

Ordering Info

Finish	Dealer Pkg.	OEM	Pkg. Qty.	Ship Wt.
	1 per Card	Bulk Pkg.	DP/OEM Bulk	Carton Lbs. DP/OEM Bulk
Chrome	0627DP0CHR	0627000CHR	1/10	0.4/3.0
White	0627DP0WHT	0627000WHT	1/10	0.4/3.0
Chrome	0227DP0CHR	0227000CHR	5/50	2.0/15.1
White	0227DP0WHT	0227000WHT	5/50	2.0/15.1

Tech Info

- Fig 0627: 12 Volt LED
- Fig. 0227: 12V Bulb Included
- Vertical Ht.: 5/8"
- Length: 3-1/2"
- Width: 2-1/4"
- Screw Size: #8

FIG 0227 SPARE PARTS ORDERING INFORMATION

Bulbs (2 per card): 0071DP0CLR. Lens (Red/Green): 0227DP0LNS.
 Black Base with Socket Assembly: 022700099A. White Base with Socket Assembly: 0227W0099A.



Fig. 0227

Note: One mile visibility light available for 0° to 20° declination mounting surfaces: 0225000CHR

NOTE: Fig. 0227 series lights meet the USCG requirements for 12-volt applications. All the above can also be used as 24-volt A.B.Y.C. A-16 certified lights on boats built prior to 11/1/03. To use as 24-volt lights while maintaining A-16 certification, replace the bulbs provided with Cat. No. 0072DP1CLR 24-volt bulbs. Contact us for 24-volt applications on new construction.



Vertical Mount

Fig. 0170 Series European Style Traditional and L.E.D. Navigation Lights

Certified For Use on Sail or Power Driven Vessels Under 20 Meters (65.6 ft.) in Length

Tech Info

12 or 24 Volt L.E.D. or
12 or 24 Volt Bulb Included
Height Overall: 3-5/8"
Width Overall: 4-1/8"
Proj. Overall: 2-1/2"
Screw Size: #10

CONSTRUCTION OPTIONS:

- Chrome Plated Brass Top, Black Polymer Base
- All Black Polymer
- All White Polymer
- L.E.D. or Incandescent
- 12 or 24 Volt



L.E.D.

Incandescent



Fig. 0170BSD

Fig. 0170BPO

Fig. 0170BMO

Fig. 0170BSN

Fig. 0170BTW



Fig. 0170MSD

Fig. 0170MPO

Fig. 0170MMO

Fig. 0170MSN

Fig. 0170MTW



Fig. 0170WSD

Fig. 0170WPO

Fig. 0170WMO

Fig. 0170WSN

Fig. 0170WTW



Side View



Top View



Next Page

12V Only



PERKO®

VERTICAL MOUNT EUROPEAN STYLE NAVIGATION LIGHT SETS



Side Lights

Masthead

Stern

Towing

Bi-Color*



Fig. 0170 L.E.D. Series - Ordering Information

L.E.D. 0170 Series	Visibility Arc	Visibility Miles	12 Volt		24 Volt		Ship Wt. Carton Lbs. DP/Std Pkg.
			Dealer Pkg. 1 Card 1 Pc. per Card	Std. Pkg. 1 Pc.	Dealer Pkg. 1 Card 1 Pc. per Card	Std. Pkg. 1 Pc.	
Black Polymer							
Red Side Light	112-1/2°	2	0170BP0DP3	0170BP012L	0170BP0DP4	0170BP024L	0.7/0.7
Green Side Light	112-1/2°	2	0170BSDDP3	0170BSD12L	0170BSDDP4	0170BSD24L	0.7/0.7
White Masthead	225°	3	0170BM0DP3	0170BM012L	0170BM0DP4	0170BM024L	0.7/0.7
White Stern Light	135°	2	0170BSNDP3	0170BSN12L	0170BSNDP4	0170BSN24L	0.7/0.7
Yellow Towing	135°	2	0170BTWDP3	0170BTW12L	0170BTWDP4	0170BTW24L	0.7/0.7
Chrome Plated Brass							
Red Side Light	112-1/2°	2	0170MP0DP3	0170MP012L	0170MP0DP4	0170MP024L	0.8/0.8
Green Side Light	112-1/2°	2	0170MSDDP3	0170MSD12L	0170MSDDP4	0170MSD24L	0.8/0.8
White Masthead	225°	3	0170MM0DP3	0170MM012L	0170MM0DP4	0170MM024L	0.8/0.8
White Stern Light	135°	2	0170MSNDP3	0170MSN12L	0170MSNDP4	0170MSN24L	0.8/0.8
Yellow Towing	135°	2	0170MTWDP3	0170MTW12L	0170MTWDP4	0170MTW24L	0.8/0.8
White Polymer							
Red Side Light	112-1/2°	2	0170WP0DP3	0170WP012L	0170WP0DP4	0170WP024L	0.7/0.7
Green Side Light	112-1/2°	2	0170WSDDP3	0170WSD12L	0170WSDDP4	0170WSD24L	0.7/0.7
White Masthead	225°	3	0170WM0DP3	0170WM012L	0170WM0DP4	0170WM024L	0.7/0.7
White Stern Light	135°	2	0170WSNDP3	0170WSN12L	0170WSNDP4	0170WSN24L	0.7/0.7
Yellow Towing	135°	2	0170WTWDP3	0170WTW12L	0170WTWDP4	0170WTW24L	0.7/0.7

Fig. 0170 Traditional Series - Ordering Information

Black Polymer	Visibility Arc	Visibility Miles	Dealer Pkg. 5 Cds.		Dealer Pkg. 5 Cds.		Ship Wt. Carton Lbs. DP/Std Pkg.
			Dealer Pkg. 5 Cds.	Std. Pkg. 5 Cds.	Dealer Pkg. 5 Cds.	Std. Pkg. 5 Cds.	
Bi-Color Light*	225°	2	0170BB0DP1	-----	0170BB0DP2	-----	0.5/2.3
Red Side Light	112-1/2°	2	0170BP0DP1	0170BP012V	0170BP0DP2	0170BP024V	0.5/2.3
Green Side Light	112-1/2°	2	0170BSDDP1	0170BSD12V	0170BSDDP2	0170BSD24V	0.5/2.3
White Masthead Light	225°	3	0170BM0DP1	0170BM012V	0170BM0DP2	0170BM024V	0.5/2.3
White Stern Light	135°	2	0170BSNDP1	0170BSN12V	0170BSNDP2	0170BSN24V	0.5/2.3
Yellow Towing Light	135°	2	0170BTWDP1	0170BTW12V	0170BTWDP2	0170BTW24V	0.5/2.3
Chrome Plated Brass							
Bi-Color Light*	225°	2	0170MB0DP1	-----	0170MB0DP2	-----	0.5/2.4
Red Side Light	112-1/2°	2	0170MP0DP1	0170MP012V	0170MP0DP2	0170MP024V	0.5/2.4
Green Side Light	112-1/2°	2	0170MSDDP1	0170MSD12V	0170MSDDP2	0170MSD24V	0.5/2.4
White Masthead Light	225°	3	0170MM0DP1	0170MM012V	0170MM0DP2	0170MM024V	0.5/2.4
White Stern Light	135°	2	0170MSNDP1	0170MSN12V	0170MSNDP2	0170MSN24V	0.5/2.4
Yellow Towing Light	135°	2	0170MTWDP1	0170MTW12V	0170MTWDP2	0170MTW24V	0.5/2.4
White Polymer							
Bi-Color Light*	225°	2	0170WB0DP1	-----	0170WB0DP2	-----	0.5/2.3
Red Side Light	112-1/2°	2	0170WP0DP1	0170WP012V	0170WP0DP2	0170WP024V	0.5/2.3
Green Side Light	112-1/2°	2	0170WSDDP1	0170WSD12V	0170WSDDP2	0170WSD24V	0.5/2.3
White Masthead Light	225°	3	0170WM0DP1	0170WM012V	0170WM0DP2	0170WM024V	0.5/2.3
White Stern Light	135°	2	0170WSNDP1	0170WSN12V	0170WSNDP2	0170WSN24V	0.5/2.3
Yellow Towing Light	135°	2	0170WTWDP1	0170WTW12V	0170WTWDP2	0170WTW24V	0.5/2.3

* Certified for A-16 Replacement Use Only on Vessels Built Prior to 11/1/03.

SPARE PARTS ORDERING INFORMATION

Bulbs (2 per card) for 0170SWB (12 Volt): 0337012DP.
 Bulb (1 per card), for 0170SWB (24 Volt): 0337014DP.
 L.E.D.'s have no user serviceable parts

Bulbs (2 per card) for 0170BSN, MSN & WSN (24 Volt): 0067DP1CLR.
 Bulbs (2 per card) for 0170BSN, MSN & WSN (12 Volt): 0069DP0CLR.
 Bulbs (2 per card) for All Other 12 Volt 0170's: 0070DP1CLR.
 Bulbs (2 per card) for All Other 24 Volt 0170's: 0067DP2CLR.

For Lens and Shield Assembly, Replace the Last Three Digits of the Catalog Number with the Letters "LNS" (e.g., 0170BB0LNS, for a Black Shield and Bi-Color Lens).



Figs. 0108, 0109, 0110 & 0111 Navigation Lights

Certified For Use on Power Driven Vessels Under 20 Meters (65.6 ft.) in Length

CONSTRUCTION:

- Black or White Polymer



Fig. 0109



Fig. 0110



Fig. 0111



Fig. 0109



Fig. 0108



Fig. 0109



Fig. 0110



Fig. 0111



Fig. 0109

Ordering Info

Description	Visibility Arc	Black		White		Ship Wt. Carton Lbs. Std. Pkg
		Std. Pkg. - 1 Pc.	Std. Pkg. - 1 Pc.	Std. Pkg. - 1 Pc.	Std. Pkg. - 1 Pc.	
Red Side Light	112-1/2°	0109R00BLK	0109R00WHT	2	1.0	
Green Side Light	112-1/2°	0109G00BLK	0109G00WHT	2	1.0	
White Masthead Light	225°	0110000BLK	0110000WHT	3	0.9	
White Stern Light	135°	0111000BLK	0111000WHT	2	0.9	
Yellow Towing Light	135°	0111M00BLK	0111M00WHT	2	0.9	
White All-Round Light*	360°	0108000BLK	-----	2	1.0	
Red All-Round Light	360°	0108R00BLK	-----	2	1.0	
Green All-Round Light	360°	0108G00BLK	-----	2	1.0	

*This Light is Supplied with a Gray Tinted Globe.

**Base Removable for Flush or "Surface" Mounting.

SPARE PARTS ORDERING INFORMATION

Replacement Lenses:

- 112-1/2° Fig. No. 0259H02, Specify RED or GRN.
- 135° Fig. No. 0269H02, Specify YLW or WHT.
- 225° Fig. No. 0256H02WHT.
- 360° Fig. No. 0106000, Specify RED, GRN, GRY or WHT.

Required Bulbs:

- For 12 Volt (2 per card): 0070DP1CLR.
- For 24 Volt (2 per card): 0067DP2CLR.
- For 32 Volt (2 per card): 0070DP2CLR.
- Base and Gasket for Fig. No. 0108: 0222DP0BLK.

Tech Info

12, 24 or 32 Volt
(Bulb Not Included)
Screw Size: #10
0108
Height Overall: 6"
Height Lens: 5"
Tapped Pipe Size: 1/2"***
O.D. Base: 3-1/8"

0109, 0110 & 0111
Height Overall: 5-1/4"
Height Lens: 4-1/4"





Fig. 0210 Series L.E.D. Navigation Lights

Certified For Use on Sail or Power Driven Vessels Under 20 Meters (65.6 ft.) in Length

CONSTRUCTION:

- Base or Top Mount Options
- Top Mount includes Stainless Steel Mounting Bracket
- Black or White Polymer
- Clear Polymer Lens
- 12/24 VDC L.E.D.

Ordering & Tech Info - For 12/24 Volt Lights

	Visibility Arc	Black Dealer Pkg. 1 Pc. per Box	White Std. Pkg. 1 Pc. per Box	Visibility Miles	Ship Wt. Carton Lbs. DP/Std. Pkg.
Top Mount					
Red Side Light	112-1/2°	0210PTODP1	0210PTOW01	2	1.0/1.0
Green Side Light	112-1/2°	0210SDTDP1	0210SDTW01	2	1.0/1.0
White Masthead Light	225°	0210MTODP1	0210MTOW01	3	1.0/1.0
White Stern Light	135°	0210SNTDP1	0210SNTW01	2	1.0/1.0
Yellow Towing Light	135°	0210TWTDP1	0210TWTW01	2	1.0/1.0
Base Mount					
Red Side Light	112-1/2°	0210PB0DP1	0210PB0W01	2	1.0/1.0
Green Side Light	112-1/2°	0210SDBDP1	0210SDBW01	2	1.0/1.0
White Masthead Light	225°	0210MB0DP1	0210MB0W01	3	1.0/1.0
White Stern Light	135°	0210SNBDP1	0210SNBW01	2	1.0/1.0
Yellow Towing Light	135°	0210TWBDP1	0210TWBW01	2	1.0/1.0
White All-Round Light	360°	0210SWBDP1	0210SWBW01	2	0.9/0.9
Red All-Round Light	360°	0210SRBDP1	0210SRBW01	2	0.9/0.9
Green All-Round Light	360°	0210SGBDP1	0210SGBW01	2	0.9/0.9

Tech Info

Mount Option	Voltage	Height Overall Inches	Projection Inches	O.D. Base Inches	Vertical Height	Screw Size
Top Mount	12/24 VDC	4-13/16	3-5/16	-----	1-5/8	8
Base Mount	12/24 VDC	3-13/16	-----	4-1/4	2-3/16	8



Note: L.E.D. lights have no user serviceable parts





1



Fig. 0200 Series Navigation Lights

Certified For Use on Sail or Power Driven Vessels Under 20 Meters (65.6 ft.) in Length

CONSTRUCTION:

Top Mount

- Black or White Polymer with Stainless Steel Mounting Bracket

Base Mount

- Black or White Polymer

Halyard Mount

- Black or White Polymer with Stainless Steel Mounting Hardware

Tech Info

	Height Overall Inches	Projection Inches	O.D. Base Inches	Height Lens Inches	Screw Size
Top Mount	4-13/16	3-5/16	-----	2-3/4	8
Halyard	7-1/8	-----	3-5/16	2-3/4	---
Base Mount	4-7/8	-----	3-5/16	2-3/4	10
Double Base Mount	8-5/8	-----	3-5/16	2-3/4	10

12, 24 or 32 Volt Bulb Included

Top Mount



Fig. 0200SDT Fig. 0200PTO



Fig. 0200MT0 Fig. 0200BT0



Fig. 0200SNT Fig. 0200TWT

**Double Stack
Base Mount**



Fig. 0200TAB** Fig. 0200GRB

Halyard Mount



Fig. 0200SRH

Base Mount



Fig. 0200SGB Fig. 0200SRB



Fig. 0200SDB Fig. 0200PBO



Fig. 0200SNB Fig. 0200TWB

SPARE PARTS ORDERING INFORMATION

Lens assembly part numbers are determined by replacing the last three digits of the Catalog Number with the letters "LNS" (example: 0200BT0LNS, for a Bi-Color Top Mount Lens Assembly).

Replacement Bulb Sockets: (single and lower for double) Cat. No. 0093, (upper for double), Cat No. 0095.



Fig. 0200 Series Navigation Lights

Ordering & Tech Info - For 12 Volt Lights

	Visibility Arc	Black Dealer Pkg. 5 Cards 1 Pc. per Card	White*** Std. Pkg. 1 Pc per Box	Visibility Miles	Replacement Bulb	Ship Wt. Carton Lbs. D.P./Std. Pkg.
Top Mount						
Bi-Color Light	225°	0200BT0DP1	0200BT0W01	2	037512V25W	4.3/1.0
Red Side Light	112-1/2°	0200PT0DP1	0200PT0W01	2	037512V25W	4.5/1.0
Green Side Light	112-1/2°	0200SDTDP1	0200SDTW01	2	037512V25W	4.5/1.0
White Masthead Light	225°	0200MT0DP1	0200MT0W01	3	037512V25W	4.3/1.0
White Stern Light	135°	0200SNTDP1	0200SNTW01	2	037512V10W	4.5/1.0
Yellow Towing Light	135°	0200TWTDP1	0200TWTW01	2	037512V10W	4.5/1.0
Base Mount						
Bi-Color Light	225°	0200BB0DP1	0200BB0W01	2	037512V25W	4.0/1.0
Red Side Light	112-1/2°	0200PB0DP1	0200PB0W01	2	037512V25W	4.2/1.0
Green Side Light	112-1/2°	0200SDBDP1	0200SDBW01	2	037512V25W	4.2/1.0
White Masthead Light	225°	0200MB0DP1	0200MB0W01	3	037512V25W	4.0/1.0
White Stern Light	135°	0200SNBDP1	0200SNBW01	2	037512V10W	4.2/1.0
Yellow Towing Light	135°	0200TWBDP1	0200TWBW01	2	037512V10W	4.0/1.0
White All-Round Light	360°	0200SWBDP1	0200SWBW01	2	037512V10W	3.8/0.9
Red All-Round Light	360°	0200SRBDP1	0200SRBW01	2	037512V25W	3.8/0.9
Green All-Round Light	360°	0200SGBDP1	0200SGBW01	2	037512V25W	3.8/0.9
Tri-Color Light*	360°	0200TB0DP1**	0200TB0W01**	2	037512V25W	3.8/0.9
Halyard Mount						
White All-Round Light	360°	0200SWHDP1	0200SWHW01	2	037512V10W	5.0/1.2
Red All-Round Light	360°	0200SRHDP1	0200SRHW01	2	037512V25W	5.0/1.2
Green All-Round Light	360°	0200SGHDP1	0200SGHW01	2	037512V25W	5.0/1.2
Double Stack Base Mount						
Tri-Color/White All-Round Light*	360°	0200TABDP1**	0200TABW01**	2/2	037512V25W/10W	6.1/1.5
Masthead/White All-Round Light	360°	0200MABDP1	0200MABW01	3/2	037512V25W/10W	6.2/1.5
Green/Red All-Round Light	360°	0200GRBDP1	0200GRBW01	2/2	037512V25W/25W	6.0/1.5

* For Use on Vessels Under Sail Alone.

** 32V Certified for A-16 Replacement Use Only on Vessels Built Prior to 11/1/03.

*** 12 Volt Only

Ordering Info - For 24V Lights (Black Only)

For 24V Lights, Replace the "DP1" with "DP2".
For the Replacement Bulb,
Replace the "12V" with "24V" (e.g., 037524V25W).

Ordering Info - For 32V Lights (Black Only)

For 32V Lights, Replace the "DP1" with "DP3".
For the Replacement Bulb,
Replace the "12V" with "32V" (e.g., 037532V25W).

**Figs. 0222 & 0224 - Pipe Mounting Brackets
For Use on All 0200 Series Base Mount Lights**

CONSTRUCTION:

- Black or White Polymer
- Screws and Soft Black Mounting Gasket for Mounting Bracket to Light

Fig. 0222 - Flat Mount

Fig. 0224 - Cone Mount



Fig. 0222 - BLK



Fig. 0224 - WHT

Ordering & Tech Info

O.D. Overall Inches	Tapped Pipe Size Inches	Black Dealer Pkg. - 5 Bags 1 Pc. per Bag	White Dealer Pkg. - 5 Bags 1 Pc. per Bag	Ship Wt. Carton Lbs. Dealer Pkg
3-5/16	1/2	0222DP0BLK	0222DP0WHT	0.7
3-5/16	1/2	0224DP0BLK	0224DP0WHT	0.7



Figs. 1377 - 1380 Series L.E.D. Navigation Lights

Certified For Use on Vessels 20 Meters (65.6 ft.) to 50 Meters (164.0 ft.) in Length

CONSTRUCTION:

- Black or White Polymer
- Pre-Wired with 3 Feet of 16/3-SO Cable
- Translucent color specific insert on top of light
- Sealed Cap



Fig. 1379
Towing Light

Fig. 1377
Red & Green Side Lights

Fig. 1378
Masthead Light

Fig. 1379
Stern Light

Fig. 1380
All-Round Light

Ordering Info

Tech Info

Black Polymer Description	Visibility Arc	Visibility Miles	120/240 VAC	12/24 VDC	Ship Wt. Carton Lbs. Standard Pkg.
			Black Polymer Std. Pkg. 1 Pc.	Black Polymer Std. Pkg. 1 Pc.	
Red Side Light	112-1/2°	2	1377R00BLK	1377R01BLK	3.2
Green Side Light	112-1/2°	2	1377G00BLK	1377G01BLK	3.2
White Masthead Light	225°	5	1378000BLK	1378001BLK	3.1
White Stern Light	135°	2	1379000BLK	1379001BLK	3.2
Yellow Towing Light	135°	2	1379M00BLK	1379M01BLK	3.2
White All-Round Light	360°	2	1380000BLK	1380001BLK	3.0
White All-Round Light*	360°	5	1380H00BLK	1380H01BLK	3.0
Red All-Round Light	360°	2	1380R00BLK	1380R01BLK	3.0
Green All-Round Light	360°	2	1380G00BLK	1380G01BLK	3.0
Yellow All-Round Light	360°	2	1380M00BLK	1380M01BLK	3.0

- L.E.D.: Operates on 12 and 24 VDC or 120 and 240 VAC Systems
- Screw Size: 1/4"
- Height Overall: 6"
- Height Lens: 3-1/2"



White Polymer Description	Visibility Arc	Visibility Miles	120/240 VAC	12/24 VDC	Ship Wt. Carton Lbs. Standard Pkg.
			White Polymer Std. Pkg. 1 Pc.	White Polymer Std. Pkg. 1 Pc.	
Red Side Light	112-1/2°	2	1377R00WHT	1377R01WHT	3.2
Green Side Light	112-1/2°	2	1377G00WHT	1377G01WHT	3.2
White Masthead Light	225°	5	1378000WHT	1378001WHT	3.1
White Stern Light	135°	2	1379000WHT	1379001WHT	3.2
Yellow Towing Light	135°	2	1379M00WHT	1379M01WHT	3.2
White All-Round Light	360°	2	1380000WHT	1380001WHT	3.0
White All-Round Light*	360°	5	1380H00WHT	1380H01WHT	3.0
Red All-Round Light	360°	2	1380R00WHT	1380R01WHT	3.0
Green All-Round Light	360°	2	1380G00WHT	1380G01WHT	3.0
Yellow All-Round Light	360°	2	1380M00WHT	1380M01WHT	3.0

MARINE NAVIGATION LIGHT CERTIFIED TO THE USCG AND '72 COLREGS BY IMANNA LABS IN ACCORDANCE WITH A.B.Y.C. A-1104. FOR USE ON VESSELS 20 METERS TO 50 METERS.



Special lights to meet local requirements are available upon request
 *For Great Lakes use
 Note: L.E.D.'s have no user serviceable parts



Figs. 1127 - 1130 Series Navigation Lights

Certified For Use on Vessels 20 Meters (65.6 ft.) to 50 Meters (164.0 ft.) in Length

CONSTRUCTION:

- Black or White Polymer
- Pre-Wired Double Contact Socket and 3 Feet of 16/3-SO Cable
- Watertight Access Cap for Rebulbing and Cleaning



Fig. 1127
Red & Green Side Lights

Fig. 1128
Masthead Light

Fig. 1129
Towing Light

Fig. 1129
Stern Light

Fig. 1130
All-Round Lights



Ordering Info

Description	Visibility Arc	Visibility Miles	Black Polymer Std. Pkg. 1 Pc.	White Polymer Std. Pkg. 1 Pc.	Ship Wt. Carton Lbs. Standard Pkg.
Red Side Light	112-1/2°	2	1127RA0BLK	1127RA0WHT	2.7
Green Side Light	112-1/2°	2	1127GA0BLK	1127GA0WHT	2.7
White Masthead Light	225°	5	1128A00BLK	1128A00WHT	2.6
White Stern Light*	135°	2	1129A00BLK	1129A00WHT	2.7
Yellow Towing Light	135°	2	1129MA0BLK	1129MA0WHT	2.7
White All-Round Light*	360°	2	1130A00BLK	1130A00WHT	2.5
White All-Round Light**	360°	5	1130HA0BLK	1130HA0WHT	2.5
Red All-Round Light	360°	2	1130RA0BLK	1130RA0WHT	2.5
Green All-Round Light	360°	2	1130GA0BLK	1130GA0WHT	2.5
Yellow All-Round Light	360°	2	1130MA0BLK	1130MA0WHT	2.5

Tech Info

Bulb: 12, 24, 32 or 120 Volt (Not Included)
See Below

Screw Size: 1/4"
Height Overall: 7-1/2"
Height Lens: 4-1/2"



Special lights to meet local requirements are available upon request

*These lights are supplied with a Gray Tinted Lens

**For Great Lakes use

SPARE PARTS ORDERING INFORMATION

Lens Assemblies:
Red: 0249000RED
Green: 0249000GRN
White: 0249000CLR
Gray: 0249000GRY
Yellow: 0249000YLW

Required Bulbs:
12 Volt: 0374001CLR
24 Volt: 0374002CLR
32 Volt: 0374003CLR
120 Volt: 0374004CLR

Other Parts:
O-Ring for Cap: 1119
Double Contact Socket: 0134
Access Cap, O-Ring and Retainer: 1105000WHT

IMPORTANT BULB DATA
To comply with UL Standard A-1104 (A.B.Y.C.), the lights listed on this page must use a PERKO Cat. No. 0374 bulb.

PERKO®

HORIZONTAL MOUNT NAVIGATION LIGHT SETS



1



Figs. 0972 Fig. 0965 Fig. 0964* & 0963

Horizontal Mount Fig. 0972 Bi-Color Light Fig. 0963 Side Lights

Certified For Use on Sail or Power Driven Vessels Under 12 Meters (39.4 ft.) in Length

Fig. 0964 Masthead Light

Certified For Replacement Use Only On Sail or Power Driven Vessels Under 12 Meters (39.4 ft.) in Length

Fig. 0965 Stern Light

Certified For Use on Sail or Power Driven Vessels Under 20 Meters (65.6 ft.) In Length

CONSTRUCTION:

- Chrome Plated Brass or Stainless Steel Top
- Black Polymer Base
- Figs. 0972 & 0963 Red and Green Lenses
- Figs. 0964 & 0965 White Lenses
- 12 Volt Bulbs Included



Fig. 0972 Bi-Color



Fig. 0963 Side Lights



Fig. 0965 Stern



Fig. 0964 Masthead*

Ordering Info

Finish	Light Type	Dealer Pkg. 1 per Card	OEM Bulk Pkg.	DP/OEM Bulk Pkg.	Ship Wt. Carton Lbs. DP/OEM Bulk
Chrome Brass	Bi-Color	0972DP0CHR	0972000CHR	5/25 Ea.	1.1/4.5
Stainless Steel	Bi-Color	0972DP0STS	0972000STS	5/25 Ea.	1.1/4.5
Chrome Brass	Side Lights	0963DP0CHR	0963000CHR	5/10 Pr.	2.5/3.9
Stainless Steel	Side Lights	0963DP0STS	0963000STS	5/10 Pr.	2.2/3.5
Chrome Brass	Stern	0965DP0CHR	0965000CHR	5/25 Ea.	1.2/4.5
Stainless Steel	Stern	0965DP0STS	0965000STS	5/25 Ea.	1.2/4.5
Chrome Brass	Masthead	0964DP0CHR*	-----	5/--- Ea.	1.1/--
Stainless Steel	Masthead	0964DP0STS*	-----	5/--- Ea.	1.1/--

* A-16 Replacement Only

Tech Info

- 12V Bulb Included
- Vertical Ht: 7/8"
- O.D. Base: 2-3/8"
- Screw Size
- Figs 0964 & 0972: #4
- Fig 0963: #8
- Visibility:
- Figs. 0963 & 0972: 1nm
- Figs. 0964 & 0965: 2nm

SPARE PARTS ORDERING INFORMATION

Fig. 0963: Chrome Brass Green Side Light Only: 0963G00CHR.
 Fig. 0963: Chrome Brass Red Side Light Only: 0963R00CHR.
 Fig. 0963: Stainless Green Side Light Only: 0963G00STS.
 Fig. 0963: Stainless Red Side Light Only: 0963R00STS.
 Fig. 0963: Lens Set, Old Style Open Top (Red & Green): 0281DPALNS.
 Fig. 0963: Lens Set, New Style Closed Top (Red & Green): 0295DP0LNS.

Fig. 0972: Lens, Old Style Open Top (Red/Green): 0296DP0LNS.
 Fig. 0972: Lens, New Style Closed Top (Red/Green): 0297DP0LNS.
 Figs. 0964 & 0965 (Open Top) Lens: 0281DPAWHT.
 Figs. 0964 & 0965 (Closed Top) Lens: 0295DPOWHT.
 Bulbs (2 per card): 0071DPOCLR.
 Base with Socket Assembly: 0135.

NOTE: Figs. 0972, 0963 & 0965 meet the USCG requirements for 12-volt applications. Fig. 0964 can only be used as a 12-volt, A-16 replacement light on vessels built before 11/1/03. All of the above can also be used as 24-volt A.B.Y.C. A-16 certified lights on boats built prior to 11/1/03. To use as 24-volt lights while maintaining A-16 certification, replace the bulbs provided with Cat. No. 0072DP1CLR 24-volt bulbs. Contact us for 24 volt applications on new construction.



Fig. 0904 Horizontal Mount Bi-Color Light - Patent No. 4,500,947
Fig. 0915 Horizontal Mount Side Lights

Certified For Replacement Use Only on Sail or Power Driven Vessels Under 12 Meters (39.4 ft.) in Length

Fig. 0955 Vertical Mount Side Lights

Certified For Use on Sail or Power Driven Vessels Under 12 Meters (39.4 ft.) in Length

CONSTRUCTION:

- Chrome Plated Brass or Stainless Steel Top
- Black Polymer Base
- Red and Green Lenses
- 12 Volt Bulbs Included



Fig. 0955



Fig. 0915



Fig. 0904



Ordering Info

Finish	Light Type	Visibility	Dealer Pkg. 1 per Card	OEM Bulk Pkg.	DP/OEM Bulk Pkg.	Ship Wt. Carton Lbs. DP/OEM Bulk
Chrome Brass	Bi-Color	1nm	0904DP0CHR*	-----	5/--- Ea.	1.6/---
Stainless Steel	Bi-Color	1nm	0904DP0STS*	-----	5/--- Ea.	1.6/---
Chrome Brass	Side Lights	1nm	0915DP0CHR*	-----	5/--- Pr.	3.0/---
Stainless Steel	Side Lights	1nm	0915DP0STS*	-----	5/--- Pr.	2.9/---
Chrome Brass	Side Lights	1nm	0955DP0CHR	0955000CHR	5/10 Pr.	2.8/4.7
Stainless Steel	Side Lights	1nm	0955DP0STS	0955000STS	5/10 Pr.	2.6/4.4

* A-16 Replacement Only

Tech Info

- 12V Bulb Included
- Screw Size: #4
- Fig. 0904:**
 - Length: 4-1/4"
 - Width: 2-1/8"
 - Vertical Ht." 7/8"
- Figs. 0915 & 955:**
 - Length: 4-1/4"
 - Width: 2-3/8"
- Fig. 0915: Vert. Ht. 7/8"
- Fig. 0955: Projection 5/8"

SPARE PARTS ORDERING INFORMATION

Fig. 0904: Lens Set (Red/Green): 0296DP0LNS.
 Fig. 0915: Chrome Brass Green Side Light: 0915G00CHR.
 Fig. 0915: Chrome Brass Red Side Light: 0915R00CHR.
 Fig. 0915: Stainless Green Side Light: 0915G00STS.
 Fig. 0915: Stainless Red Side Light: 0915R00STS.
 Figs. 0904 & 0915: Base with Socket Assembly: 0107.
 Fig. 0915: Lens Set, Old Style Open Top (Red /Green): 0281DPALNS.
 Fig. 0915: Lens Set, New Style Closed Top (Red/Green): 0295DP0LNS.

Fig. 0955: Chrome Brass Green Side Light: 0955G00CHR.
 Fig. 0955: Chrome Brass Red Side Light: 0955R00CHR.
 Fig. 0955: Stainless Green Side Light: 0955G00STS.
 Fig. 0955: Stainless Red Side Light: 0955R00STS.
 Fig. 0955: Base with Socket Assembly: 095500099A.
 Fig. 0955: Lens Set (1-Red & 1-Green): 0260DP0LNS.
 Figs. 0904, 0915 & 0955: Bulbs (2 per card): 0071DP0CLR.

NOTE: Figs. 0904 & 0915 can only be used as 12 Volt A.B.Y.C. A-16 certified replacement lights on boats built prior to 11/1/03. All the above can also be used as 24-volt A.B.Y.C. A-16 certified lights on boats built prior to 11/1/03. To use as 24-volt lights while maintaining A-16 certification, replace the bulbs provided with Cat. No. 0072DP1CLR 24-volt bulbs. Contact us for 24-volt applications on new construction.



1

Figs. 1310/1161 Horizontal Mount Bi-Color Lights - Patent No. 4,500,947

Certified For Use on Power Driven Vessels Under 12 Meters (39.4 ft.) in Length



Figs. 1310 & 1161

CONSTRUCTION:

- Black Polymer Base
- Fig. 1310 - Chrome Plated Zinc Alloy Top
- Fig. 1161 - Chrome Plated Bronze Top
- Red and Green Lenses

Ordering Info				
Material	Vertical Height Inches	Dealer Pkg. 5 Cards 1 Pc. per Card	OEM Bulk Pkg. 50 Pcs.	Ship Wt. Carton Lbs. DP/OEM Bulk
Chrome Zinc	1	1310DP0CHR	1310000CHR	2.5/22.0
Chrome Bronze	1	1161DP0CHR	1161000CHR	3.3/28.5

Tech Info
• 12V Bulb Included
• Length: 4"
• Width: 3-1/8"
• Screw Size: #8

SPARE PARTS ORDERING INFORMATION

Bulbs (2 per card): 0071DP0CLR. Lens Set (Red/Green): 0283DPALNS.
Base with Socket Assembly: 0136.



Figs. 1601/1602 Side Lights - Great for Pontoon Boats

Certified For Use on Sail or Power Driven Vessels Under 12 Meters (39.4 ft.) in Length



Fig. 1601

Fig. 1602

CONSTRUCTION:

- Black Polymer with Red and Green Lenses
- Fig. 1601 - Normal "Base-Down" Mount
- Fig. 1602 - Inverted "Base-Up" Mount

Ordering Info			
Vertical Height Inches	Dealer Pkg. 5 Cards 1 Pair per Card	OEM Bulk Pkg. 25 Pairs	Ship Wt. Carton Lbs. DP/OEM Bulk
1-1/4	1601DP0BLK	1601000BLK	2.7/10.2
1-1/4	1602DP0BLK	1602000BLK	2.7/10.2

Tech Info
• 12V Bulb Included
• Height Overall: 1-7/8"
• Dimensions Base: 1-1/8" x 3"
• Screw Size: #8

SPARE PARTS ORDERING INFORMATION

Red Lens Only: 0298DPRLNS. Green Lens Only: 0298DPGLNS.
Bulbs (2 per card): 0071DP0CLR. Base with Socket Assembly: 0139000BLK.
Red Light Only: 1601R00BLK, 1602R00BLK Green Light Only: 1601G00BLK, 1602G00BLK



NOTE: The above lights meet the USCG requirements for 12-volt applications. All the above can also be used as 24-volt A.B.Y.C. A-16 certified lights on boats built prior to 11/1/03. To use as 24-volt lights while maintaining A-16 certification, replace the bulbs provided with the following: Cat. No. 0072DP1CLR 24-volt bulbs. Contact us for 24-volt applications on new construction.

**Fig. 0264 Vertical Mount Side Lights**

Certified For Use on Power Driven Vessels Under 20 Meters (65.6 ft.) in Length

CONSTRUCTION:

- Chrome Plated Zinc-Alloy with Black Polymer Base
- Red and Green Lenses

Ordering Info			Tech Info
Dealer Pkg. 5 Cards 1 Pair per Card	OEM Bulk Pkg. 10 Pairs.	Ship Wt. Carton Lbs. DP/OEM Bulk	<ul style="list-style-type: none"> • 12V Bulb Included • Projection: 7/8" • Length: 3-1/2" • Width: 2-1/4" • Screw Size #8
0264M00DP1	0264M0012V	4.2/7.1	

SPARE PARTS ORDERING INFORMATION

Green Lens Only: 0277DPGLNS. Red Lens Only: 0277DPRLNS.
12 Volt Bulbs (2 per card): 0071DP8CLR Base with Socket Assembly: 0254BLK99A.

NOTE: The above lights meet the USCG requirements for 12-volt applications. They can also be used as 24-volt A.B.Y.C. A-16 certified lights on boats built prior to 11/1/03. To use as 24-volt lights while maintaining A-16 certification, replace the bulb provided with Cat. No. 0072DP8CLR 24-volt bulbs. Contact us for 24-volt applications on new construction.

Fig. 0264

**Fig. 1264 Vertical Mount Side Lights**Certified For Replacement Use Only on Power Driven Vessels Under 12 Meters (39.4 ft.) in Length**CONSTRUCTION:**

- Chrome Plated Zinc Alloy
- Black Vinyl Mounting Gasket
- Red and Green Lenses

Ordering Info			Tech Info
Projection Overall Inches 1-3/4	Dealer Pkg. 5 Cards 1 Pair per Card	Ship Wt. Carton Lbs. Dealer Pkg.	<ul style="list-style-type: none"> • 12V Bulb Included • Length: 5-1/2" • Width: 3-1/8" • Screw Size: #8 • 1 Mile Visibility
	1264DP0CHR	6.6	

SPARE PARTS ORDERING INFORMATION

Green Side Light: 1264G00CHR. Red Side Light: 1264R00CHR.
Lens Set (Red/Green): 1264DP0LNS. Socket Assembly: 1264DP099A.
Bulbs (2 per card): 0071DP0CLR.



Fig. 1264

**Fig. 1218 Horizontal Mount Bi-Color Light**Certified For Replacement Use Only on Power Driven Vessels Under 12 Meters (39.4 ft.) in Length**CONSTRUCTION:**

- Chrome Plated Zinc Alloy with Flag Staff Socket
- Red and Green Lenses

Ordering Info			Tech Info
Vertical Height Inches 1-5/8	Dealer Pkg. 5 Cards 1 Pc. per Card	Ship Wt. Carton Lbs. Dealer Pkg.	<ul style="list-style-type: none"> • 12V Bulb Included • Base Dimensions: 6-3/4" x 3-7/8" • I.D. Socket: 3/4" • Screw Size: #8 • 1 Mile Visibility
	1218DP0CHR	5.2	

SPARE PARTS ORDERING INFORMATION

Bulbs (2 per card): 0071DP0CLR. Lens Set (Red/Green): 0259DPALNS.
Socket Assembly: 1218DP099A.



Fig. 1218



NOTE: Figs. 1264 & 1218 can be used as 12 or 24-volt A.B.Y.C. A-16 certified replacement lights only on boats built prior to 11/1/03. To use as 24-volt lights while maintaining A-16 certification, replace the bulbs provided with Cat. No. 0072DP1CLR 24-volt bulbs. Contact us for 24 volt applications on new construction.

PERKO® REMOVABLE BI-COLOR POLE LIGHTS



1

**NEW
PRODUCT**

Figs. 1617 & 1619 - *STEALTH* Series - Patent #D665,113S Removable L.E.D. Bi-Color Pole Lights

Certified For Use on Power Driven Vessels Under 20 Meters (65.6 ft.) in Length

CONSTRUCTION:

- Stainless Steel Top
- 3/4 Inch Diameter Anodized Aluminum Tube
- Stow-A-Way Plug-in Type Pole
- Requires 2 Pin Mounting Base
- Red and Green Lenses



Fig. 1617

Fig. 1619

Ordering Info				
	Pole Length Inches	Dealer Pkg. 1 Card	OEM Bulk Pkg. 10 Pcs.	Ship Wt. Carton Lbs. DP/OEM Bulk
Collar Locking	12	1617DP2BLK	1617002BLK	1.0/14.8
Collar Locking	17-3/8	1617DP3BLK	1617003BLK	1.2/15.3
Sm. Threaded	12	1619DP2BLK	1619002BLK	1.0/14.8
Sm. Threaded	17-3/8	1619DP3BLK	1619003BLK	1.2/15.3

Tech Info
• 12 Volt L.E.D.
• Pole Rake: 0°
1617
Locking Collar
Fits Bases: 1045 (2-Pin) and 1047 (2-Pin)
1619
Small Threaded Collar
Fits Base: 1049 (2-Pin)
• L.E.D.'s have no user serviceable parts

Compatible Bases (2 Pin)



Bases Sold Separately For Ordering Info See Pages R-62 & R-63.



Figs. 1612 & 1614 Removable Bi-Color Lights - Patent No. 4,500,947

Certified For Use on Sail or Power Driven Vessels Under 12 Meters (39.4 ft.) in Length

CONSTRUCTION:

- Black or White Polymer Top and Collar with Red and Green Lenses
- 3/4 Inch Diameter Anodized Aluminum Tube
- Requires 2 Pin Mounting Base



Fig. 1612

Fig. 1614

Ordering Info				
	Pole Length Inches	Dealer Pkg. 5 Cards	OEM Bulk Pkg. 50 Pcs.	Ship Wt. Carton Lbs. DP/OEM Bulk
Black	12	1612DP2BLK	1612002BLK	2.5/20.0
White	12	-----	1612002WHT	2.5/20.0
Black	17-3/8	1612DP3BLK	1612003BLK	3.2/21.8
White	17-3/8	-----	1612003WHT	3.2/21.8
Black	12	1614DP2BLK	1614002BLK	2.4/20.4
White	12	-----	1614002WHT	2.4/20.4
Black	17-3/8	1614DP3BLK	1614003BLK	3.6/21.8
White	17-3/8	-----	1614003WHT	3.6/21.8

Tech Info
• 12V Bulb Included
• Pole Rake: 0°
1612
Locking Collar
Fits Bases: 1045 & 1047 (2-Pin)
1614
Small Threaded Collar
Fits Base: 1049 (2-Pin)

SPARE PARTS ORDERING INFORMATION

Bulbs (2 per card): 0071DP0CLR. Lens Set (Red/Green): 0283DPALNS.

Bases Sold Separately For Ordering Info See Pages R-62 & R-63.

Compatible Bases (2 Pin)



NOTE: Figs. 1612 & 1614 meet the USCG requirements for 12-volt applications. They can also be used as 24-volt A.B.Y.C.

A-16 certified lights on boats built prior to 11/1/03. To use as 24-volt lights while maintaining A-16 certification, replace the bulbs provided with Cat. No. 0072DP1CLR 24-volt bulbs. Contact us for 24 volt applications on new construction.




Patent No. 4,500,947

Figs. 1211 & 1212 Removable Bi-Color Lights with Utility Light

Certified For Use on Sail or Power Driven Vessels Under 12 Meters (39.4 ft.) in Length

Figs. 1421 & 1422 Removable Bi-Color Lights with Utility Light

Certified For Use on Power Driven Vessels Under 20 Meters (65.6 ft.) in Length



CONSTRUCTION:

- Black or White Polymer Top and Collar with Red and Green Lenses
- 3/4 Inch Diameter Anodized Aluminum Tube
- Deck Illuminating Utility Light
- Stow-A-Way Plug-in Type Pole
- Requires 3 Pin Mounting Base



Ordering Info						
Visibility	Color	Pole Rake	Pole Length Inches	Dealer Pkg. 5 Cards 1 Pc. per Card	OEM Bulk Pkg. 50 Pcs.	Ship Wt. Carton Lbs. DP/OEM Bulk
1 nm	Black	0°	12-1/2	1211DP2CHR	1211002CHR	2.9/23.0
1 nm	White	0°	12-1/2	-----	1211002WHT	----/23.0
1 nm	Black	5°	12-1/2	1212DP2CHR	1212002CHR	2.9/23.0
2 nm	Black	0°	12	1421DP2CHR	1421002CHR	2.4/21.0
2 nm	White	0°	12	-----	1421002WHT	----/21.0
2 nm	Black	0°	17-1/4	1421DP3CHR	1421003CHR	3.0/23.5
2 nm	White	0°	17-1/4	-----	1421003WHT	----/23.5
2 nm	Black	5°	12	1422DP2CHR	1422002CHR	2.4/21.0

Tech Info

- 12V Bulb Included
- Locking Collar

1211 & 1421
Pole Rake: 0°
Fits Bases:
1045 & 1047 (3-Pin)

1212 & 1422
Pole Rake: 5°
Fits Base: 1060 (3-Pin)

SPARE PARTS ORDERING INFORMATION

Bulbs (2 per card): 0071DPOCLR. Utility Light Bulb: 0064000CLR.
 Lens Set Figs. 1211 & 1212 (Red/Green): 0268DPOLNS.
 Lens Set Figs. 1421 & 1422 (Black Top with Welded Red/Green Lens): 0241DPOLNS.
 Lens Set Fig. 1421 (White Top with Welded Red/Green Lens): 0241DPOWHT.

Compatible Bases (3 Pin)



Bases Sold Separately For Ordering Info See Pages R-62 & R-63.

Removable bi-color lights on pages R-30 and R-31 are ideal for boats with casting decks on the bow. Unlike conventional bi-color lights that can stand as high as 2" above the deck, removable bi-color lights can be unplugged and stowed while fishing. This leaves only a small, flat topped base. Longer lengths are designed for use with larger trolling motors.



1

Popular White-All Round Light Head Options for Fixed & Folding Mount Lights



STEALTH
L.E.D. "Reduced Glare"



L.E.D. "Reduced Glare"
(Black or White Versions)



Incandescent "Reduced Glare"



Incandescent 360° All Round



Masthead Light

Combination Masthead/White-All Round Lights



Incandescent



L.E.D.



Incandescent
"Reduced Glare"



Incandescent



L.E.D.



Fixed Mount



Fixed Mount



Folding Tower/Arch Mount

Folding Fixed Mount

Horizontal Mount Bases:

Folds down 90° in either direction opposite the plane of attachment plate of the mount

Vertical Mount Bases:

Folds down 90° in either direction opposite the plane of attachment plate of the mount



Standard Duty



Heavy Duty



Standard Duty



Heavy Duty



Quick Adjustment Handle

Fold Down Mount Features:

- Polymer adapters for flat or "V-type" mounting
- Notch for through base wiring

Quick Adjust Handle

- Ideal for use on pontoon boat square rails or any flat mounting surface

Standard Duty:

Black polymer base with 0° to 180° adjustment for poles less than 18" long

•Heavy Duty:

Chrome Plated Zinc alloy base with 30° graduated adjustment increments. For poles less than 48" long.

PERKO® L.E.D. WHITE ALL-ROUND NAVIGATION LIGHTS



1

STEALTH Series - Patent#D652,161S

Fig. 1608 Fixed Mount L.E.D. White All-Round Light

Fig. 1609 - L.E.D. Series Tower/Arch Mount Folding White All-Round Light

Figs. 1636, 1639 & 1642 Fold Down L.E.D. White All-Round Lights

Certified For Use on Power Driven Vessels Under 20 Meters (65.6 ft.) in Length



**STEALTH L.E.D.
Reduced Glare Head Style**



CONSTRUCTION:

- Reduced Glare Design
- Black Polymer Top with Clear Fluted Lens
- Black Polymer Base

Figs. 1636, 1639 & 1642: Fold-Down, Adjustable Angle

- Polymer Adapters Available for Flat or "V" Type Mounts

Fig. 1642: Chrome Plated Zinc Alloy Base

- Quick Adjust Lever

Fig. 1609 Tower/Arch Mount Features

- 360° All-Round Navigation Light in the up position for all nighttime boating or while at anchor
- A cockpit courtesy light in the down position while at the dock
- Forward and out of the way for daytime skiing or boarding
- Mounts on 7/8" Diameter Tubing



Fig. 1608 #0



Fig. 1608 #1

Fig. 1609



**Diagram of
Tower/Arch
Mounted Light**

Fig. 1636



Fig. 1642

Fig. 1639



Ordering Info

Base Mount	Vertical Height Inches	Dealer Pkg. 1 Pc. per Card	OEM Bulk Pkg.	Pkg. Qty. DP/Bulk Pkg.	Ship Wt. Carton Lbs. DP/OEM Bulk
Fixed Mt.	6-5/8	1608DP0BLK	1608000BLK	1/10	0.7/6.0
Fixed Mt.	4-1/2	1608DP1BLK	1608001BLK	1/10	0.6/5.0
Folding Mt.					
Horizontal Mt.	13-3/8	1636DP0CHR	1636000CHR	1/10	1.0/6.0
Vertical Mt.	13-3/8	1639DP0CHR	1639000CHR	1/10	1.0/6.0
Quick Release	13-3/8	1642DP0CHR	1642000CHR	1/10	1.1/7.0
Tower Mt.					
Fixed Mt.	7-3/4	1609DP0CHR	1609000CHR	1/10	0.8/7.0

Tech Info

- 12 Volt L.E.D.
- Pole: 3/4" Dia. Anodized
- Screw Size: #8

Base Dimensions:

- Fig. 1608: 1" x 2-5/8"
- Fig. 1609: 2" x 1-1/2"
- Fig. 1636: 2" x 1-1/2"
- Fig. 1639: 2-1/4" x 5/8"
- Fig. 1642: 2-1/4" x 5/8"

L.E.D.'s have no user serviceable parts



Fig. 1604 Fixed Mount White All-Round Lights

Fig. 1607 - Tower/Arch Mount Folding White All-Round Light

Figs. 1634, 1637 & 1638 Fold Down White All-Round Lights

Certified For Use on Power Driven Vessels Under 20 Meters (65.6 ft.) in Length

CONSTRUCTION:

- Reduced Glare Design
- Black Polymer Top with Clear Fluted Lens & Frosted Globe
- Black Polymer Base

Figs. 1634, 1637 & 1638: Fold-Down, Adjustable Angle

- Polymer Adapters Available for Flat or "V" Type Mounts

Fig. 1638: Chrome Plated Zinc Alloy Base

- Quick Adjust Lever



0239 Head Style Coastal Series

Fig. 1607 Tower/Arch Mount Features

- 360° All-Round Navigation Light in the up position for all nighttime boating or while at anchor
- A cockpit courtesy light in the down position while at the dock
- Forward and out of the way for daytime skiing or boardin
- Mounts on 7/8" Diameter Tubing



Fig. 1604 #0

Fig. 1604 #1



Fig. 1637

Fig. 1634

Fig. 1638

Fig. 1607

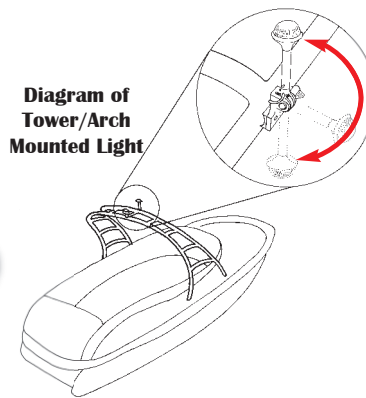


Diagram of Tower/Arch Mounted Light



Ordering Info					
Base Mount	Vertical Height Inches	Dealer Pkg. 1 Pc. per Card	OEM Bulk Pkg.	Pkg. Qty. DP/Bulk Pkg.	Ship Wt. Carton Lbs. DP/OEM Bulk
Fixed Mt.	7-1/8	1604DP0CHR	1604000CHR	5/50	2.2/13.3
Fixed Mt.	2-5/8	1604DP1CHR	1604001CHR	5/50	1.3/7.0
Folding Mt.					
Horizontal Mt.	13-3/8	1634DP0CHR	1634000CHR	5/50	3.0/21.5
Vertical Mt.	13-3/8	1637DP0CHR	1637000CHR	5/50	3.2/20.5
Quick Adjust	13-3/8	1638DP0CHR	1638000CHR	5/50	4.0/27.9
Tower Mt.					
Fixed Mt.	6-3/4	1607DP0CHR	1607000CHR	5/50	2.9/16.6

Tech Info
• 12 Volt Bulb (Included)
• Pole: 3/4" Dia. Anodized
• Screw Size: #8
Base Dimensions:
Fig. 1604: 1" x 2-5/8"
Fig. 1607: 2" x 1-1/2"
Fig. 1634: 2" x 1-1/2"
Fig. 1637: 2-1/4" x 5/8"
Fig. 1638: 2-1/4" x 5/8"

SPARE PARTS ORDERING INFORMATION

Bulbs (2 per card): 0338DP2CLR. Globe: 0239DP0BLK.



1



0201 Head Style

Fig. 0170 SWB Fixed Mount White All-Round Light
Fig. 1301 Fixed Mount White All-Round Light
Figs. 1134, 1137 & 1138 Fold Down White All-Round Lights

Certified For Use on Sail or Power Driven Vessels Under 20 Meters (65.6 ft.) in Length

CONSTRUCTION:

- White Translucent Globe and Black or White Polymer Top
- Fixed Mount Black or White Polymer Base
- Polymer Adapters Available for Flat or "V" Type Mounts
- Fold-Down, Adjustable Angle
- Quick Adjust Lever

Fig. 1134 - Horizontal Mount
Fig. 1137 - Vertical Mount:

Fig. 1138: Chrome Plated Zinc Alloy Base

Fig. 1134

Fig. 1137

Fig. 1138



Fig. 1301

Fig. 0170SWB



Ordering Info

Base Mount	Color	Voltage	Vertical Height Inches	Dealer Pkg. 1 Pc. per Card	OEM Bulk Pkg.	Pkg. Qty. DP/Bulk Pkg.	Ship Wt. Carton Lbs. DP/OEM Bulk
Fixed Mt.	Black	12	3-7/8	0170SWBDP1	0170SWB12V	5/50 Pcs.	1.7/10.0
Fixed Mt.	White	12	3-7/8	-----	0170SWBW12	--/50 Pcs.	----/10.0
Fixed Mt.	Black	24	3-7/8	0170SWBDP2	0170SWB24V	5/50 Pcs.	1.7/10.0
Fixed Mt.	White	24	3-7/8	-----	0170SWBW24	--/50 Pcs.	----/10.0
Fixed Mt.	Black	12	7-1/8	1301DP0CHR	1301000CHR	5/50 Pcs.	2.2/11.6
Fixed Mt.	White	12	7-1/8	-----	1301000WHT	--/50 Pcs.	----/11.6
Folding							
Horizontal Mt.	Black	12	14	1134DP0CHR	1134000CHR	5/50 Pcs.	3.4/22.5
Vertical Mt.	Black	12	14	1137DP0CHR	1137000CHR	5/50 Pcs.	3.3/21.5
Quick Adjust Mt.	Chrome	12	14	1138DP0CHR	1138000CHR	5/50 Pcs.	4.0/29.5

Tech Info

- Bulb: 12 or 24 Volt (Included)
 - Pole: 3/4" Dia. Anodized
 - Screw Size: #8
- Base Dimensions:**
 Fig. 0170: 1" x 2-5/8"
 Fig. 1301: 1" x 2-5/8"
 Fig. 1134: 2" x 1-1/2"
 Fig. 1137: 2-1/4" x 5/8"
 Fig. 1138: 2-1/4" x 5/8"

SPARE PARTS ORDERING INFORMATION

12 Volt Bulbs (2 per card): 0337012DP. 24 Volt Bulb For Fig. 0170, (1 per card): 0337014DP. Globe: 0201DP0WHT.



PERKO[®]

COMBINATION MASTHEAD/WHITE ALL-ROUND NAVIGATION LIGHTS

Figs. 1236 & 1283 Fixed Mount Combination Masthead/White All-Round Lights
Figs. 1281 & 1284 Fold Down Combination Masthead/White All-Round Lights

Certified For Use on Power Driven Vessels Under 12 Meters (39.4 ft.) in Length

CONSTRUCTION:

- "Reduced Glare" Design with Black or White Polymer Top (Fig. 1236) and Base
- Clear Polymer Lens

Fig. 1281 - Horizontal Mount

Fig. 1284 - Vertical Mount

- Fold-Down, Adjustable Angle
- Polymer Adapter for Flat or "V" Type 45 Degree Windshields



0240 Head Style

Fig. 1281

Fig. 1284



Fig. 1283



Fig. 1236



Ordering Info

Base Mount	Color	Vertical Height Inches	Dealer Pkg. 1 Pc. per Card	OEM Bulk Pkg.	Pkg. Qty. DP/Bulk Pkg.	Ship Wt. Carton Lbs. DP/OEM Bulk
Fixed Mt.	Black	4-1/4	1236DP1BLK	1236001BLK	5/50 Pcs.	1.8/10.8
Fixed Mt.	White	4-1/4	-----	1236001WHT	--/50 Pcs.	----/10.8
Fixed Mt.	Black	10-1/2	1236DP2BLK	1236002BLK	5/50 Pcs.	2.0/17.2
Fixed Mt.	White	10-1/2	-----	1236002WHT	--/50 Pcs.	----/17.2
Fixed Mt.	Black	2-1/4	1283DP0BLK	1283000BLK	5/50 Pcs.	1.3/10.0
Fixed Mt.	White	2-1/4	-----	1283000WHT	--/50 Pcs.	----/10.0
Folding						
Horiz. Mt.	Black	12-3/16	1281DP0CHR	1281000CHR	5/50 Pcs.	3.2/23.0
Vert. Mt.	Black	12-3/16	1284DP0CHR	1284000CHR	5/50 Pcs.	2.5/23.0

Tech Info

Bulb: 12 Volt (Included)
 Pole: 3/4" Dia. Anodized
 Screw Size: #8

Base Dimensions:

Figs. 1236 & 1283:
 1" x 2-5/8"
 Fig. 1281: 2" x 1-1/2"
 Fig. 1284: 2-1/4" x 5/8"

SPARE PARTS ORDERING INFORMATION

Bulbs (2 per card): 0338DP1CLR. Lens Assembly: 0240DP0LNS.



1



1196 Head Style

Fig. 1178 Fixed Mount Masthead Light
Figs. 1181 & 1184 Folding Combination Masthead/White All-Round Lights
Figs. 1183, 1196 & 1197 Combination Masthead/White All-Round Lights

Certified For Use on Sail or Power Driven Vessels Under 20 Meters (65.6 ft.) in Length

Fig. 1201 Fixed Mount Tri-Color Light

Certified For Use on Vessels Under Sail Alone Under 12 Meters (39.4 ft.) in Length

CONSTRUCTION:

- Black Polymer Top and Base and Chrome Plated Zinc Alloy Insert
- 3/4 Inch Diameter Anodized Aluminum Tube

Fig. 1178 - Black or White Polymer and Chrome Plated Zinc Alloy

Fig. 1181 - Folding Horizontal Mount

Fig. 1184 - Folding Vertical Mount

- Includes Polymer Adapters for Flat or "V" Type 45 Degree Windshield Mounts

Figs. 1183 & 1196 - Fixed Mount

with Black or White Polymer Base

Fig. 1197 - Fixed Mount Short Pole

with Pigtail leads

Combination Masthead/White-All Round Lights



Masthead & Tri-Color Light



For the lights on this page see Page R-39 for ordering information.

SPARE PARTS ORDERING INFORMATION

- 12V Bulbs (2 per card): 0071DPOCLR.
- Lenses (2 per card): 0278DPOWHT. Top Cap with Screw: 1158DP0BLK.
- Fig. 1178: 24V Bulbs (2 per card): 0072DP1CLR.
- Fig. 1201: Bi-Color Lens Set (Red/Green): 0268DP0LNS.
- Replacement bases for Figs. 1181 & 1184 See page R-41

NOTE: Figs. 1178, 1181, 1183, 1184, 1196, 1197 & 1201 meet USCG requirements for 12 and 24 volt applications. All of the above can also be used as 24-volt A.B.Y.C. A-16 certified lights on boats built prior to 11/1/03. To use as 24-volt lights while maintaining A-16 certification, replace the bulbs provided with Cat. No. 0072DP1CLR 24-volt bulbs. Contact us for 24 volt applications for new construction.





L.E.D. MASTHEAD & COMBINATION MASTHEAD/WHITE ALL-ROUND LIGHTS

Fig. 1678 L.E.D. Fixed Mount Masthead Light

Figs. 1681 & 1684 L.E.D. Folding Combination Masthead/Wht All-Rnd Lights

Figs. 1683, 1696 & 1697 L.E.D. Combination Masthead/Wht All-Rnd Lights

Certified For Use on Sail or Power Driven Vessels Under 20 Meters (65.6 ft.) in Length

CONSTRUCTION:

- Black Polymer Top and Base with Clear Polymer Lens and Chrome Plated Zinc Alloy Insert
- 3/4 Inch Diameter Anodized Aluminum Tube

Fig. 1678 - Fixed Base Mount

Fig. 1681 - Folding Horizontal Mount

Fig. 1684 - Folding Vertical Mount

- Includes Polymer Adapters for Flat or "V" Type 45 Degree Windshield Mounts

Figs. 1683 & 1696 - Fixed Mount with Black Polymer Base

Fig. 1697 - Fixed Mount Short Pole with Pigtail leads



1696 Head Style




Fig. 1681

Fig. 1684

Masthead Light



Fig. 1678



Fig. 1683



Fig. 1696



Fig. 1697

Ordering Info

Base Type	Color	Voltage	Vertical Height Inches	Dealer Pkg. 1 Pc. per Card	OEM Bulk Pkg.	DP/Bulk Pkg. Qty.	Ship Wt. Carton Lbs. DP/OEM Bulk
Combination Masthead/White All Round Lights							
Fixed Mt.	Black	12V	3-3/16	1183DP0CHR	1183000CHR	5/50	2.1/18.7
Fixed Mt.	White	12V	3-3/16	-----	1183000WHT	--/50	--/18.7
Fixed Mt.	Black	12V	5-1/16	1196DP1CHR	1196001CHR	5/50	2.5/19.0
Fixed Mt.	Black	12V	11-1/4	1196DP2CHR	1196002CHR	5/50	3.5/26.0
Plug-in Mt.	Black	12V	4	1197DP0CHR	1197000CHR	5/50	2.1/18.1
Fixed Pole Mt.	Black	12V L.E.D.	3-3/16	1683DP0CHR	1683000CHR	1/10	0.4/3.7
Fixed Mt.	Black	12V L.E.D.	6	1696DP1CHR	1696001CHR	1/10	0.5/3.8
Fixed Mt.	Black	12V L.E.D.	11-1/4	1696DP2CHR	1696002CHR	1/10	0.7/5.2
Fixed Mt.	Black	12V L.E.D.	4	1697DP0CHR	1697000CHR	1/10	0.5/4.6
Folding							
Horiz. Mt.	Black	12V	12-13/16	1181DP0CHR	1181000CHR	5/50	4.3/31.7
Vert. Mt.	Black	12V	12-13/16	1184DP0CHR	1184000CHR	5/50	4.3/31.0
Horiz. Mt.	Black	12V L.E.D.	12-13/16	1681DP0CHR	1681000CHR	1/10	1.0/6.2
Vert. Mt.	Black	12V L.E.D.	12-13/16	1684DP0CHR	1684000CHR	1/10	1.0/6.2
Masthead Lights							
Fixed Mt.	Black	12V	3-3/4	1178DP0CHR	1178000CHR	5/50	1.7/13.5
Fixed Mt.	White	12V	3-3/4	-----	1178000WHT	--/50	--/13.5
Fixed Mt.	Black	24V	3-3/4	1178DP2CHR	1178002CHR	5/50	1.7/13.5
Fixed Mt.	White	24V	3-3/4	-----	1178002WHT	--/50	--/13.5
Fixed Mt.	Black	12V L.E.D.	3-3/4	1678DP0CHR	1678000CHR	5/50	1.7/13.5
Tri-Color Light							
Fixed Mt.	Black	12	3-1/4	1201DP0BLK	-----	5/--	2.2/--

Tech Info

- 12V L.E.D. or 12 or 24 Volt Bulb (Included)
- Pole: 3/4" Dia. Anodized
- Screw Size: #8

Base Dimensions:
 1178, 1183, 1196, 1201
 1678 & 1683: 1" x 2-5/8"
 1197: Pole Length: 1"
 Fig 1181/1681: 2" x 1-1/2"
 Fig 1184/1684: 2-1/4" x 5/8"

L.E.D. lights have no user serviceable parts.

Wiring Note: When choosing LED upgrades to replace existing incandescent combination masthead/all-round lights, optional Cat. No. 1680DP012V Converter Module is available to avoid re-wiring the navigation light switch.






Fold Down Mount Lights

For Use on Windshields, T-Tops, Rails, Arches and Hard Tops

Horizontal Mount Bases




Base Dimensions:
2" x 1-1/2"

Features:

- Polymer adapters for flat or "V-type" mounting
- Notch for through base wiring
- Folds down 90° in either direction opposite the plane of attachment plate of the mount
- **Standard Duty:** Black polymer base with 0° to 180° adjustment
 - For poles less than 18" long
- **Heavy Duty:** Chrome Plated Zinc alloy base 30° graduated adjustment increments
 - For poles less than 48" long
 - Consult factory for ordering details

Vertical Mount Bases



Base Dimensions:
2-1/4" x 5/8"

Features:

- Polymer adapters for flat or "V-type" mounting
- Notch for through base wiring
- Folds down 90° in either direction along the plane of attachment plate of the mount
- **Standard Duty:** Black polymer base with 0° to 180° adjustment
 - For poles less than 18" long
- **Heavy Duty:** Chrome Plated Zinc alloy base 30° graduated adjustment increments
 - For poles less than 48" long
 - Consult factory for ordering details

Vertical Mount Base with Quick Adjust Handle



Base Dimensions:
2-1/4" x 5/8"

Features:

- Allows pole light to fold down 90° in either direction along the plane of attachment plate of the mount
 - Chrome plated zinc alloy base
- Ideal for use on pontoon boat square rails or any flat mounting surface
 - Quick adjust handle
- 30° graduated adjustment increments
 - For poles less than 48" long

SPARE PARTS ORDERING INFORMATION

Polymer Bracket with Knob and End Plug for Horizontal Mount: 1052DPBBLK.
 Polymer Spare Bracket with Knob and End Plug for Vertical Mount: 1054DPBBLK.
 Bracket for Vertical Mount Quick Release: 1058DP0CHR
 Zinc Bracket with Knob and End Plug for Horizontal Mount: 1052DP0CHR.
 Zinc Bracket with Knob and End Plug for Vertical Mount: 1054DP0CHR.
 Knob for Zinc Bases: 1144A00BLK



Figs. 1052 & 1054 - Fold-Down, Adjustable Angle Mounting Base

With Polymer Adapter for "V" or Flat Mounting Surfaces
Complete with Knob and End Plug

CONSTRUCTION:

Figs. 1052, 1052A, 1054 & 1054A

- Chrome Plated Zinc Alloy & Black Polymer

Figs. 1052/1054 - Does Not Contain Notch for Through Base Wiring

Fig. 1052 - Horizontal Mount, Fits Figs. 1134 & 1634

Fig. 1054 - Vertical Mount, Fits Figs. 1137 & 1637

Figs. 1052A/1054A - Contains Notch for Through Base Wiring

Fig. 1052A - Horizontal Mount, Fits Figs. 1181 & 1281

Fig. 1054A - Vertical Mount, Fits Figs. 1184 & 1284

Figs. 1052B & 1054B

CONSTRUCTION:

- Black Polymer

Figs. 1052B/1054B

Contains Notch for Through Base Wiring

Universal Mounting Base Fits all Fold Down Series Poles

Fig. 1052B - Horizontal Mount

Fig. 1054B - Vertical Mount

Fig. 1052
Horizontal



Fig. 1054
Vertical



Fig. 1052A
Horizontal



Notch



Fig. 1054A
Vertical

Fig. 1052B
Horizontal



Notch



Fig. 1054B
Vertical

Ordering & Tech Info

	Through Base Wiring	Mount	Length Overall Inches	Width Overall Inches	Dealer Pkg. 5 Cards 1 Pc. per Card	Ship Wt. Carton Lbs. Dealer Pkg.
Construction						
Chr. Plated Zinc Alloy	No	Horiz.	2	1-1/2	1052DP0CHR	1.8
Chr. Plated Zinc Alloy	No	Vertical	2-1/4	5/8	1054DP0CHR	1.8
Chr. Plated Zinc Alloy	Yes	Horiz.	2	1-1/2	1052DPACHR	1.8
Chr. Plated Zinc Alloy	Yes	Vertical	2-1/4	5/8	1054DPACHR	1.8
Black Polymer	Yes	Horiz.	2	1-1/2	1052DPBBLK	1.2
Black Polymer	Yes	Vertical	2-1/4	5/8	1054DPBBLK	1.2

Fig. 1058 - Fold-Down, Adjustable Angle Mounting Base

CONSTRUCTION:

- Chrome Plated Zinc Alloy and Black Polymer
- Quick Adjust Handle
- Graduated Adjustment Increments

For Use on Pontoon Boats, Square Rails or Flat Mounting Surfaces

Ordering & Tech Info

	Through Base Wiring	Mount	Base Dimension Inches	Dealer Pkg. 5 Cards 1 Pc. per Card	Ship Wt. Carton Lbs. Dealer Pkg.
Construction					
Chr. Plated Zinc Alloy	No	Vertical	2-1/4 x 5/8	1058DP0CHR	1.8

Fig. 1058
Vertical





Fig. 0170BMD L.E.D. Combination Masthead/Deck Spreader Light
Fig. 0170BMD Incandescent Combination Masthead/Deck Spreader Light
 Certified For Use On Sail or Power Driven Vessels Under 20 Meters (65.6 ft.) in Length

CONSTRUCTION:

- Black Polymer
- Combination Spreader and Deck Illumination Lights
- L.E.D. Masthead & Spreader for Low Power Consumption

**NEW
PRODUCT**



**Fig. 0170BMD
L.E.D.**



**Fig. 0170BMD
Incandescent**



Ordering Info				
	Overall Dimensions	Dealer Pkg.	Std. Pkg.	Ship Wt.
Light Type	Inches	5 Cards	1 Pc.	Carton Lbs.
		1 Pc. per Card	1 Pc.	DP/Std. Pkg.
L.E.D.	7 x 4-1/8	-----	0170BMD12L	0.9/5.4
Incandescent	7 x 4-1/8	0170BMDDP1	0170BMD12V	0.9/5.4

Tech Info
12V L.E.D. or Bulb: 12 Volt (Included)
Projection Overall: 4-3/4"
Screw Size: #10

SPARE PARTS ORDERING INFORMATION

Halogen Bulb for Deck Spreader Light: 006812V20W.

L.E.D.'s have no user serviceable parts



PERKO®

WHITE ALL ROUND NAVIGATION LIGHTS

Fig. 1344 L.E.D. White All-Round Light

Certified For Use on Sail or Power Driven Vessels Under 20 Meters (65.6 ft.) in Length

Fig. 1345 Fixed Mount L.E.D. White All-Round Light

Certified For Use on Power Driven Vessels Under 20 Meters (65.6 ft.) in Length

CONSTRUCTION:

- Reduced Glare Design
- White Polymer Top with Clear Fluted Lens & Frosted Globe
- Fixed Mount White Polymer Base



Fig. 1344



Fig. 1345

Ordering Info

Vertical Height Inches	Dealer Pkg. 1 Pc. per Card	OEM Bulk Pkg. 1 Pc.	Ship Wt. Carton Lbs. DP/OEM Bulk
7-7/8	1344DP1WHT	1344001WHT	0.8/0.5
7-1/8	1345DP1WHT	1345001WHT	0.8/0.5

L.E.D.'s have no user serviceable parts

Tech Info

- L.E.D.: 12 Volt
- Pole: 3/4" Dia. Anodized
- Screw Size: #8

Base Dimensions:
1" x 2-5/8"



Fig. 0455 Fixed Mount White All-Round Light

Certified For Use on Power Driven Vessels Under 20 Meters (65.6 ft.) in Length

Fig. 0466 Fixed Mount White All-Round Light

Certified For Use on Sail or Power Driven Vessels Under 20 Meters (65.6 ft.) in Length

CONSTRUCTION:

- Fig. 0455 Clear Fresnel Globe
- Fig. 0466 Frosted Fresnel Globe
- Black or White Polymer
- Fixed Mount



Fig. 0466 #2

Fig. 0455 #1



Ordering Info

Vertical Height Inches	Dealer Pkg. 5 Cards 1 Pc. per Card	Color	OEM Bulk Pkg. 50 Pcs.	Ship Wt. Carton Lbs. DP/OEM Bulk
4-1/2	0455DP1CHR	Black	0455001CHR	2.4/16.1
4-1/2	-----	White	0455001WHT	----/16.1
11-7/8	0455DP2CHR	Black	0455002CHR	3.0/18.2
11-7/8	-----	White	0455002WHT	----/18.2
4-1/2	0466DP1CHR	Black	0466001CHR	2.0/12.8
11-7/8	0466DP2CHR	Black	0466002CHR	3.3/17.8

Tech Info

- Bulb: 12 Volt (Included)
- #2 Pole: 3/4" Dia. Anodized
- O.D. Base: 2-1/8"
- Screw Size: #8

SPARE PARTS ORDERING INFORMATION
Bulbs (2 per card): 0337011DP.
Fig. 0455 Globe: 0248DP0CLR.
Fig. 0466 Globe: 0248000FRD.



PERKO®

WHITE ALL-ROUND, MASTHEAD AND STERN LIGHTS



1



Fig. 0362 Pipe Mount White All-Round Light
Fig. 0371 Fixed Mount White All-Round Light

Certified For Use on Sail or Power Driven Vessels Under 20 Meters (65.6 ft.) in Length

CONSTRUCTION:

- Frosted Globe with Double Contact Socket
- Plain or Chrome Plated Cast Bronze
- 12 Volt Bulb Included

Ordering & Tech Info

Vertical Height Inches	O.D. Base Inches	Plain Bronze Dealer Pkg. 5 Cards 1 Pc. per Card	Chrome Plated Bronze Dealer Pkg. 5 Cards 1 Pc. per Card	Screw Size	Tapped Pipe Size Inches	Ship Wt. Carton Lbs. Dealer Pkg.
1-1/2	----	0362DP0PLB	0362DP0CHR	----	1/2	3.0
1-1/2	2-1/2	0371DP0PLB	0371DP0CHR	#8 F.H.	----	2.7

SPARE PARTS ORDERING INFORMATION

Bulbs (2 per card): 0337011DP. Globe: 0248000FRD. Socket: 0024DP1.

USCG



Fig. 1331 Vertical Mount Masthead Light

Certified For Use On Sail or Power Driven Vessels Under 20 Meters (65.6 ft.) in Length

Fig. 1332 Stern Light

Certified For Replacement Use Only on Sail or Power Driven Vessels Under 20 Meters (65.6 ft.) in Length

CONSTRUCTION:

- Chrome Plated Zinc Alloy with Black Polymer Base



Fig. 1331

Fig. 1332

Ordering Info

Light Type	Visibility	Dealer Pkg. 5 Cards 1 Pc. per Card	OEM Bulk Pkg. 50 Pcs.	Ship Wt. Carton Lbs. DP/OEM Bulk
Masthead	3nm	1331DP0CHR	1331000CHR	1.7/13.0
Stern	2nm*	1332DP0CHR	-----	1.7

Tech Info

Bulb: 12 Volt (Included)
 Height: 3-1/4"
 Width: 1-1/2"
 Screw Size: #4

* A-16 Replacement Only

SPARE PARTS ORDERING INFORMATION

12V Bulbs (2 per card): 0071DP0CLR. Lenses (2 per card): 0278DP0WHT.

NOTE: Fig. 1331 meets the USCG requirements for 12-volt applications only. Fig. 1332 can only be used as 12 or 24 volt A.B.Y.C. A-16 certified replacement lights only on boats built prior to 11/1/03. To Use Fig. 1331 or 1332 in an A-16 Certified 24 Volt System, replace the bulbs provided with Cat. No. 0072DP1CLR 24V Bulbs.

USCG



Fig. 1331 Fig. 1332

Fig. 0939 Vertical Mount Stern Light

Certified For Use on Sail or Power Driven Vessels Under 20 Meters (65.6 ft.) In Length

CONSTRUCTION:

- Chrome Plated Brass or Stainless Steel Top
- Black Polymer Base
- Flush Mount



Fig. 0939

AVAILABLE IN

MAGNIUM

Aluminum-Alloy

For Complete Ordering Info: See Pgs R-183-184

Ordering Info

Finish	Dealer Pkg. 5 Cards 1 Pc. per Card	OEM Bulk Pkg. 20 Pcs.	Ship Wt. Carton Lbs. DP/OEM Bulk
Chrome Brass	0939DP112V	093900112V	2.2/7.0
Stainless Steel	0939DP1STS	0939001STS	2.2/7.0

Tech Info

Bulb: 12 Volt (Included)
 Dimensions:
 5-3/16" x 3-3/8"
 Depth: 1-1/2"
 Screw Size: #8

SPARE PARTS ORDERING INFORMATION

Bulbs (2 per card): 0070DP0CLR. Socket Assembly: 0939DP199A. Lens with O-Ring: 0284DP0CLR. Mounting Flange: 093900099C.

USCG





Fig. 0946 Vertical Mount Stern Light

Certified For Use on Sail or Power Driven Vessels Under 20 Meters (65.6 ft.) In Length

CONSTRUCTION:

- Chrome Plated Brass, Stainless Steel or White Polymer Bezel
- Black Polymer Base
- Flush Mount



Fig. 0946 Marinium

Fig. 0946 Chrome

Fig. 0946 White

AVAILABLE IN

For Complete Ordering Info: See Pgs R-183-184

Ordering Info			
Finish	Dealer Pkg. 5 Cards 1 Pc. per Card	OEM Bulk Pkg. 25 Pcs.	Ship Wt. Carton Lbs. DP/OEM Bulk
Chrome	0946DP112V	094600112V	1.5/5.1
Stainless	0946DP1STS	0946001STS	1.3/4.7
White	0946DP1WHT	0946001WHT	1.2/3.9

Tech Info
Bulb: 12 Volt (Included)
O.D.: 3"
Depth: 1"
Screw Size: #8



SPARE PARTS ORDERING INFORMATION

Bulbs (2 per card): 0070DP0CLR. Socket Assembly: 0946DP199B.
Lens with O-Ring: 0946DP099A. Mounting Flange: 094600099C.

Coordinating cockpit lights Available: See Fig. 1146 on page R-71.

Fig. 0945 Vertical Mount Stern Light

Certified For Replacement Use Only on Sail or Power Driven Vessels Under 20 Meters (65.6 ft.) In Length

CONSTRUCTION:

- Chrome Plated Brass or Stainless Steel Top
- Black Polymer Base

Fig. 0945



Ordering Info			
Finish	Vertical Height Inches	Dealer Pkg. 5 Cards 1 Pc. per Card	Ship Wt. Carton Lbs. Dealer Pkg.
Chrome Brass	7/8	0945DP0CHR	1.2
Stainless Steel	7/8	0945DP0STS	1.2

Tech Info
Bulb: 12 Volt (Included)
O.D. Base: 2-3/8"
Screw Size: #4
2 Mile Visibility



NOTE: Fig. 0945 can only be used as an A.B.Y.C. A-16 Replacement light for 12-volt applications on boats built prior to 11/1/03. The light can also be used as a 24-volt A.B.Y.C. A-16 certified light on boats built prior to 11/1/03. To use as a 24-volt light while maintaining A-16 certification, replace the bulb provided with Cat. No. 0072DP1CLR 24-volt bulbs. Contact us for 24 volt applications on new construction.

PERKO®

CHOOSING A REPLACEMENT POLE LIGHT



1

1. Select a Globe Style



Globes come in 3 basic types:


1. White all-round Full Output allows for full cockpit illumination. Choose traditional or modern styles.
2. White all-round Reduced Glare helps preserve night vision while under way. Choose clear top coastal or inland.
3. Bi-Color lights are used on the bow instead of a fixed surface mount light. Choose from models with or without integral white utility light.

2. Select a Rake Angle



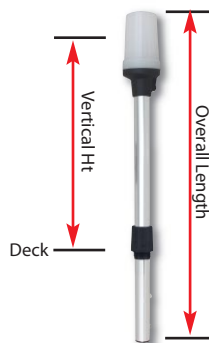
Rake is determined by the pole, base and base location angles. Rake is important for all reduced glare lights to insure that light output is correct. The most common rake angles are 0°, 5° and 16°. Custom made poles often have non-standard rake angles. Choose from 0°, 5° or fully adjustable versions (Delta, Stealth and Omega Series).

3. Determine if the Key Slot Screw Position is Important



Most manufacturers insert screws into an upper or lower location on the pole to position the light and hold it properly oriented in the base. The location of this screw varies by manufacturer and model. Determine the key slot screw position needed for your base and match it to the pole you select. All Perko plug in bases accept the upper screw position and all Perko lights have an upper screw. Perko Alpha, Delta, Omega and Stealth Series replacement lights offer the option to locate the screw in either place.

4. Determine the Pole Length



Navigation rules state that the center of the bulb filament of white lights must be mounted at least 1 meter (approx 40") above center of the filament of the red/green lights. The "vertical height" of a light is measured from the deck of the boat to the center of the light filament. Most pole lights (all of Perko's) are sold by their "nominal (or approximate) overall length". Three factors affect the difference between overall length and vertical height. 1) The depth the pole goes into the base is typically less than two inches. 2) The distance from the filament to the top of the light is typically less than an inch. 3) Rake angle can shorten the vertical height by as much as an inch (for bends under 16 degrees). So, as a general rule, the installed "vertical height" will be between 2 and 4 inches less than the nominal length of the pole. Select the shortest light that will insure that the requirements are met after taking this difference into account. Be sure the light is long enough to be seen over any obstructions. If this light is too long to store easily, consider a fold-in-half light for easier storage.

5. Decide on a Collar Type



Some manufacturers use different types of collars to assure that their pole lights are held securely in the base. All Perko lights are shipped with at least one collar (a locking collar, a large threaded collar or a small threaded collar). Determine whether a collar is needed for your base and match it by collar type to the pole you select. All Perko bases require collars.

6. Determine the Number of Pins



Bi-color lights are available with and without an integral white utility light. Those lights with a utility light require 3 contact pins. Determine if 2 or 3 contact pins are needed for your base and match it to the pole you select.



RETAIL & O.E.M. BULK PACKAGED WHITE ALL-ROUND PLUG-IN POLE LIGHTS



STEALTH

L.E.D. Style

A reduced glare globe preserves night vision while under way. Globe must be horizontal to function properly.


See Pages:
R•34, R• 48 & R•49



Omega
L.E.D. Style

A reduced glare globe preserves night vision while under way. Adjustability of the globe allows for proper horizontal alignment no matter what base configuration.

See Pages:
R•50 & R•51



Delta Style

A reduced glare globe preserves night vision while under way. Adjustability of the globe allows for proper horizontal alignment no matter what base configuration.

See Page: R•52



0239 Style
Coastal Series

A reduced glare globe preserves night vision while under way. Globe must be horizontal to function properly.

See Pages:
R•35 & R•53



0238 Style
Inland Series

A reduced glare globe preserves night vision while under way. Globe must be horizontal to function properly.

See Page: R•56



0201 Style
Alpha Series

Traditional frosted globe allows for all round visibility even when globe orientation is not horizontally aligned. In addition, this design also provides limited cockpit illumination.

See Pages:
R•36, R•54, R•55
& R•57



0248
Clear Style

Globe allows for all round visibility even when globe orientation is not horizontally aligned. In addition, this design also provides limited cockpit illumination.

See Pages: R•43
& R•58



0248
Frosted Style

Globe allows for all round visibility even when globe orientation is not horizontally aligned. In addition, this design also provides limited cockpit illumination.

See Pages: R•43
& R•58



1



STEALTH L.E.D. Style



STEALTH Series - Universal L.E.D. Replacement Reduced Glare Design White All-Round Lights Patent# D652,161S

Figs. 1347 & 1349 Removable White All Round Pole Lights

Certified For Use on Power Driven Vessels Under 20 Meters (65.6 ft.) in Length

The "Reduced Glare" design helps preserve night vision by reducing the amount of light wasted outside of the visibility zone and not attracting as many bugs. Adjustability of the globe allows for proper horizontal alignment regardless of base configuration.

CONSTRUCTION:

- Black Polymer Top with Clear Fluted Lens
- 3/4 Inch Diameter Anodized Aluminum Tube
- Gold Plated Contacts
- Sealed from the Environment
- Retail "DP" Packaged

STEALTH Offers:

- 2 Collars - Threaded and Locking
- 2 Screw Positions
- Wide 40° Adjustable Head
- Long Life
- Vibration Resistance
- Low Power Drain
- Improved Corrosion Resistance
- Low Operating Temperature



Fig. 1347



Fig. 1349
Fold in Half
Pole

Ordering Info

Approx. Pole Length Inches	Dealer Pkg. 1 Pc. per Card	Ship Wt. Carton Lbs. Dealer Pkg.
Straight Pole		
24	1347DP2CHR	0.9
36	1347DP4CHR	1.0
42	1347DP5CHR	1.1
48	1347DP6CHR	1.2
54	1347DP7CHR	1.3
Fold in Half Pole		
48	1349DP6CHR	1.5
60	1349DP8CHR	1.8

Tech Info

- Head: 40° Adjustable
- L.E.D.: 12 Volt
- Fits Bases with Locking Collar:**
1045, 1046, 1047
1059 & 1060 (2 Pin)
- Large Threaded Collar:**
Fits Base: 1048 (2 Pin)



Note: STEALTH Series lights are designed to also fit most other manufacturers' bases. L.E.D.'s have no user serviceable parts

Compatible Bases (2-Pin)



Bases Sold Separately
For Ordering Info
See Pages R-62 & R-63.



O.E.M. BULK PACKAGED L.E.D. REMOVABLE WHITE ALL-ROUND POLE LIGHTS

STEALTH L.E.D. Series Reduced Glare Design - Patent# D652,161S

Removable White All Round Pole Lights

Figs. 1442, 1443, 1447 & 1624 Series

Figs. 1454 & 1459 Fold in Half Series

These Lights are Certified For Use on Power Driven Vessels Under 20 Meters (65.6 ft.) in Length.

CONSTRUCTION:

- Stow-A-Way Plug-in Pole
- Clear Fluted Lens
- Black Polymer Top and collars
- 12 Volt L.E.D.
- 3/4" Anodized Aluminum Pole



STEALTH L.E.D. Style



1442/1447 Series Ordering Info		Approx. Length Inches	OEM Bulk Pkg. 10 Pcs.	Ship Wt. Carton Lbs. OEM Bulk Pkg.
Fig. 1442 Locking Collar 0° Rake	24	1442002CHR	6.0	
	30	1442003CHR	7.0	
	36	1442004CHR	8.0	
	42	1442005CHR	9.0	
	48	1442006CHR	10.0	
	54	1442007CHR	11.0	
Fig. 1447 Locking Collar 5° Rake	60	1442008CHR	12.0	
	24	1447002CHR	6.0	
	30	1447003CHR	7.0	
	36	1447004CHR	8.0	
	42	1447005CHR	9.0	
	48	1447006CHR	10.0	
54	1447007CHR	11.0		
60	1447008CHR	12.0		

Tech Info
• Locking Collar
1442 Pole Rake: 0° Fits Bases: 1045 & 1047 (2 Pin)
1447 Pole Rake: 5° Fits Bases: 1046 & 1060 (2 Pin)

1443 Series Ordering Info		Approx. Length Inches	OEM Bulk Pkg. 10 Pcs.	Ship Wt. Carton Lbs. OEM Bulk Pkg.
Fig. 1443 Small Threaded Collar 0° Rake	36	1443004CHR	8.0	
	42	1443005CHR	9.0	
	48	1443006CHR	10.0	
	54	1443007CHR	11.0	
	60	1443008CHR	12.0	

Tech Info
• Small Threaded Collar
Pole Rake: 0° Fits Base: 1049 (2 Pin)

1624 Series Ordering Info		Approx. Length Inches	OEM Bulk Pkg. 10 Pcs.	Ship Wt. Carton Lbs. OEM Bulk Pkg.
Fig. 1624 Large Threaded Collar 5° Rake	36	1624004CHR	8.0	
	42	1624005CHR	9.0	
	48	1624006CHR	10.0	
	54	1624007CHR	11.0	
	60	1624008CHR	12.0	

Tech Info
• Large Threaded Collar
Pole Rake: 5° Fits Base: 1048 (2 Pin)

1454 & 1459 Folding Series Ordering Info		Approx. Length Inches	OEM Bulk Pkg. 10 Pcs.	Ship Wt. Carton Lbs. OEM Bulk Pkg.
Fig. 1454 Locking Collar 0° Rake	54	1454007CHR	11.5	
	60	1454008CHR	12.5	
Fig. 1459 Locking Collar 5° Rake	54	1459007CHR	11.5	
	60	1459008CHR	12.5	

Tech Info
• Locking Collar
1454 Pole Rake: 0° Fits Bases: 1045 & 1047 (2 Pin)
1459 Pole Rake: 5° Fits Bases: 1046 & 1060 (2 Pin)

L.E.D.'s have no user serviceable parts

Compatible Bases (2-Pin)




Bases Sold Separately For Ordering Info See Pages R-62 & R-63.





1



Omega L.E.D Style

Omega Series L.E.D. - Universal Replacement Reduced Glare Design - Figs. 1343 & 1348

Certified For Use on Power Driven Vessels Under 20 Meters (65.6 ft.) in Length

A reduced glare globe preserves night vision while under way. Adjustability of the globe allows for proper horizontal alignment regardless of base configuration.

Omega's L.E.D. Light Source Takes the Delta Design One Step Further **CONSTRUCTION:**

- Black Polymer Top with Clear Fluted Lens
- 3/4 Inch Diameter Anodized Aluminum Tube
- Gold Plated Contacts
- 12 Volt L.E.D. Sealed from the Environment

Omega Offers:

- 2 Collars - Threaded and Locking
- 2 Screw Positions
- Wide 40° Adjustable Head
- Long Life
- Vibration Resistance
- Low Power Drain
- Improved Corrosion Resistance
- Low Operating Temperature



Fig. 1348
Fold in Half
Pole



Compatible Bases (2-Pin)



Bases Sold Separately
For Ordering Info
See Pages R-62 & R-63.



Ordering Info		
Approx. Pole Length Inches	Dealer Pkg. 1 Pc. per Card	Ship Wt. Carton Lbs. Dealer Pkg.
Straight Pole		
36	1343DP4CHR	2.1
48	1343DP6CHR	2.3
Fold in Half Pole		
48	1348DP6CHR	2.5
60	1348DP8CHR	2.8

Tech Info
Head: 40° Adjustable
Fits Bases with Locking Collar: 1045, 1046, 1047 1059 & 1060 (2 Pin)
Large Threaded Collar: Fits Base: 1048 (2 Pin)

Note: Omega Series lights are designed to also fit most other manufacturers' bases.

L.E.D.'s have no user serviceable parts



O.E.M. BULK PACKAGED L.E.D. REMOVABLE WHITE ALL-ROUND POLE LIGHTS

“Reduced Glare” Design - L.E.D. Removable White All-Round Lights

Figs. 1440L, 1441L, 1445L & 1622L Series

Figs. 1450L & 1455L Fold in Half Series

Certified For Use on Power Driven Vessels Under 20 Meters (65.6 ft.) in Length.
The Clear Globe allows for improved visibility when in rough water and from above.
Advanced globe design reduces glare and helps preserve night vision.

CONSTRUCTION:

- Stow-A-Way Plug-in Pole
- Clear Fluted Globe with Frosted Top
- Black Polymer
- 12 Volt L.E.D.
- 3/4" Anodized Aluminum Pole



Omega L.E.D Style



1440L & 1445L Series Ordering Info			
Fig.	Approx. Length Inches	OEM Bulk Pkg. 10 Pcs.	Ship Wt. Carton Lbs. OEM Bulk Pkg.
Fig. 1440L Locking Collar 0° Rake	24	1440L02CHR	4.6
	30	1440L03CHR	5.3
	36	1440L04CHR	5.7
	42	1440L05CHR	7.0
	48	1440L06CHR	8.5
	54	1440L07CHR	8.8
Fig. 1445L Locking Collar 5° Rake	60	1440L08CHR	9.2
	24	1445L02CHR	4.6
	30	1445L03CHR	5.3
	36	1445L04CHR	5.7
	42	1445L05CHR	7.0
	48	1445L06CHR	8.5
54	1445L07CHR	8.8	
60	1445L08CHR	9.2	

Tech Info	
• Locking Collar	
1440L Pole Rake: 0° Fits Bases: 1045 & 1047 (2 Pin)	
1445L Pole Rake: 5° Fits Bases: 1046 & 1060 (2 Pin)	

1441L Series Ordering Info			
Fig.	Approx. Length Inches	OEM Bulk Pkg. 10 Pcs.	Ship Wt. Carton Lbs. OEM Bulk Pkg.
Fig. 1441L Small Threaded Collar 0° Rake	36	1441L04CHR	5.7
	42	1441L05CHR	7.5
	48	1441L06CHR	8.1
	54	1441L07CHR	8.7
	60	1441L08CHR	9.0

Tech Info	
• Small Threaded Collar	
• Pole Rake: 0°	
Fits Base: 1049 (2 Pin)	

1622L Series Ordering Info			
Fig.	Approx. Length Inches	OEM Bulk Pkg. 10 Pcs.	Ship Wt. Carton Lbs. OEM Bulk Pkg.
Fig. 1622L Large Threaded Collar 5° Rake	36	1622L04CHR	5.7
	42	1622L05CHR	7.5
	48	1622L06CHR	8.1
	54	1622L07CHR	8.7
	60	1622L08CHR	9.0

Tech Info	
• Large Threaded Collar	
• Pole Rake: 5°	
Fits Base: 1048 (2Pin)	

1450L & 1455L Folding Series Ordering Info			
Fig.	Approx. Length Inches	OEM Bulk Pkg. 5 Pcs.	Ship Wt. Carton Lbs. OEM Bulk Pkg.
Fig. 1450L Locking Collar 0° Rake	54	1450L07CHR	5.0
	60	1450L08CHR	6.2
Fig. 1455L Locking Collar 5° Rake	54	1455L07CHR	5.0
	60	1455L08CHR	6.2

Tech Info	
• Locking Collar	
1450L Pole Rake: 0° Fits Bases: 1045 & 1047 (2 Pin)	
1455L Pole Rake: 5° Fits Bases: 1046 & 1060 (2 Pin)	

L.E.D.'s have no user serviceable parts

Compatible Bases (2-Pin)




Bases Sold Separately For Ordering Info See Pages R-62 & R-63.



PERKO® RETAIL PACKAGED REMOVABLE WHITE ALL-ROUND POLE LIGHTS



1



Delta Style

Delta Series - Universal Replacement

"Reduced Glare" Design - Figs. 1451 & 1470

Certified For Use on Power Driven Vessels Under 20 Meters (65.6 ft.) in Length

A reduced glare globe preserves night vision while under way. Adjustability of the globe allows for proper horizontal alignment regardless of base configuration.

Delta's Combination of Features put it in a Class by Itself
No Other Pole Light System Offers More

CONSTRUCTION:

- Black Polymer Top with Clear Fluted Lens
- 3/4 Inch Diameter Anodized Aluminum Tube
- Gold Plated Contacts

Delta Offers:

- 2 Globes - Reduced Glare and Full Output
- 2 Collars - Threaded and Locking
- 2 Screw Positions
- Wide 40° Adjustable Head




Fig. 1470

**Fig. 1451
Fold in Half Pole**



**Wide 40°
Adjustability
(± 20°)**



Compatible Bases (2-Pin)



Bases Sold Separately
For Ordering Info
See Pages R-62 & R-63.

Ordering Info

Approx. Pole Length Inches	Dealer Pkg. 1 Pc. per Card	Dealer Pkg. Cards per Package	Ship Wt. Carton Lbs. Dealer Pkg.
Straight Pole			
24	1470DP2CHR	10	8.0
36	1470DP4CHR	10	9.2
42	1470DP5CHR	10	10.5
48	1470DP6CHR	5	6.1
54	1470DP7CHR	5	6.4
60	1470DP8CHR	5	6.6
Fold in Half Pole			
48	1451DP6CHR	5	6.7
60	1451DP8CHR	5	7.3

Tech Info

- Head: 40° Adjustable
- Bulb: 12 Volt (Included)
- Fits Bases with Locking Collar:**
1045, 1046, 1047
1059 & 1060 (2 Pin)
- Large Threaded Collar:**
Fits Base: 1048 (2 Pin)

SPARE PARTS ORDERING INFORMATION

Bulbs: (2 per card): 0338DP2CLR Clear Globe: 0239DP0CLR Black/Clear Globe: 0239DP0BLK.

Note: Delta Series lights are designed to also fit most other manufacturers' bases.





O.E.M. BULK PACKAGED REMOVABLE WHITE ALL-ROUND POLE LIGHTS

Coastal Series

“Reduced Glare” Design Removable White All-Round Pole Lights


Figs. 1460, 1461, 1465 & 1656 Series

Figs. 1452 & 1456 Fold in Half Series

Certified For Use on Power Driven Vessels Under 20 Meters (65.6 ft.) in Length. The Clear Globe allows for improved visibility when in rough water and from above. Advanced globe design reduces glare and helps preserve night vision.

CONSTRUCTION:

- Stow-A-Way Plug-in Pole
- Clear Fluted Globe with Frosted Top
- Black Polymer
- 12 Volt Bulb Included
- 3/4" Anodized Aluminum Pole



0239 Style Coastal Series

1460 & 1465 Series Ordering Info

Fig.	Approx. Length Inches	OEM Bulk Pkg. 50 Pcs.	Ship Wt. Carton Lbs. OEM Bulk Pkg.
Fig. 1460 Locking Collar 0° Rake	24	1460002CHR	23.0
	30	1460003CHR	26.5
	36	1460004CHR	28.5
	42	1460005CHR	35.0
	48	1460006CHR	42.5
	54	1460007CHR	44.0
Fig. 1465 Locking Collar 5° Rake	60	1460008CHR	46.0
	24	1465002CHR	23.0
	30	1465003CHR	26.5
	36	1465004CHR	28.5
	42	1465005CHR	35.0
	48	1465006CHR	42.5
54	1465007CHR	44.0	
60	1465008CHR	46.0	

Tech Info

- Locking Collar
- 1460**
Pole Rake: 0°
Fits Bases: 1045 & 1047 (2 Pin)
- 1465**
Pole Rake: 5°
Fits Bases: 1046 & 1060 (2 Pin)

1461 Series Ordering Info

Fig.	Approx. Length Inches	OEM Bulk Pkg. 50 Pcs.	Ship Wt. Carton Lbs. OEM Bulk Pkg.
Fig. 1461 Small Threaded Collar 0° Rake	36	1461004CHR	28.5
	42	1461005CHR	37.5
	48	1461006CHR	40.5
	54	1461007CHR	43.5
	60	1461008CHR	45.0

Tech Info

- Small Threaded Collar
- Pole Rake: 0°
- Fits Base: 1049 (2 Pin)

1656 Series Ordering Info

Fig.	Approx. Length Inches	OEM Bulk Pkg. 50 Pcs.	Ship Wt. Carton Lbs. OEM Bulk Pkg.
Fig. 1656 Large Threaded Collar 5° Rake	36	1656004CHR	28.5
	42	1656005CHR	37.5
	48	1656006CHR	40.5
	54	1656007CHR	43.5
	60	1656008CHR	45.0

Tech Info

- Large Threaded Collar
- Pole Rake: 5°
- Fits Base: 1048 (2Pin)

1452 & 1456 Folding Series Ordering Info

Fig.	Approx. Length Inches	OEM Bulk Pkg. 50 Pcs.	Ship Wt. Carton Lbs. OEM Bulk Pkg.
Fig. 1452 Locking Collar 0° Rake	54	1452007CHR	50.0
	60	1452008CHR	62.0
Fig. 1456 Locking Collar 5° Rake	54	1456007CHR	50.0
	60	1456008CHR	62.0

Tech Info

- Locking Collar
- 1452**
Pole Rake: 0°
Fits Bases: 1045 & 1047 (2 Pin)
- 1456**
Pole Rake: 5°
Fits Bases: 1046 & 1060 (2 Pin)



Compatible Bases (2-Pin)

Fig. 1045 Fig. 1047



Bases Sold Separately For Ordering Info See Pages R-62 & R-63.



SPARE PARTS ORDERING INFORMATION

Bulbs (2 per card): 0338DP2CLR. Globe: 0239DP0BLK.



1



0201 Alpha Style

Alpha Series - Universal Replacement Fig. 1400 Series Removable White All-Round Light

Certified For Use on Sail or Power Driven Vessels Under 20 Meters (65.6 ft.) in Length

Traditional frosted globe allows for all round visibility even when globe orientation is not horizontally aligned. In addition, this design also provides limited cockpit illumination.


CONSTRUCTION:

- Replacement Stow-A-Way Plug-In Type
- Black Polymer Top with White Translucent Globe
- Selective Use of 2 Screw Holes and/or Collar Allow for Use in Multiple Applications



Locking Collar Large Threaded Collar

Fig. 1400



1400 Series Ordering Info

Pole Length Inches	Dealer Pkg. 1 Pc. per Card 10 Cards per Pkg.	Ship Wt. Carton Lbs. Dealer Pkg.
24	1400DP2CHR	7.0
30	1400DP3CHR	7.5
36	1400DP4CHR	8.0
42	1400DP5CHR	8.5
48	1400DP6CHR	9.0
54	1400DP7CHR	9.5
60	1400DP8CHR	10.0

Tech Info

- Pole Rake: 0°
- Bulb: 12 Volt (Included)
- Pole: 3/4" Dia. Anodized

Fits Bases with Locking Collar:
1045, 1046, 1047
1059 & 1060 (2 Pin)

Large Threaded Collar:
Fits Base: 1048 (2 Pin)

SPARE PARTS ORDERING INFORMATION

Bulbs (2 per card): 0337012DP. White Translucent Globe: 0201DP0WHT.

Note: Fig. 1400 is designed to also fit most other manufacturers' bases.

Compatible Bases (2-Pin)

Bases Sold Separately
For Ordering Info
See Pages R-62 & R-63.





O.E.M. BULK PACKAGED REMOVABLE WHITE ALL-ROUND POLE LIGHTS

Figs. 1401, 1403 & 1404 Series White All Round Plug-In Pole Lights
Fig. 1611 Series Telescoping White All Round Pole Light

Certified For Use on Sail or Power Driven Vessels Under 20 Meters (65.6 ft.) in Length

Traditional frosted globe allows for all round visibility even when globe orientation is not horizontally aligned. In addition, this design also provides limited cockpit illumination.

CONSTRUCTION:

- Replacement Stow-A-Way Plug-In Type
- Black Polymer Top & Collar
- White Translucent Globe



0201 Alpha Style

Fig. 1611- Telescoping Type Pole

- Chrome Plated Zinc Alloy Base
- Locking Collar on Pole
- Mounting Base Included



1401, 1402 & 1403 Series Ordering Info

Pole Length Inches	OEM Bulk Pkg. 50 Pcs.	Ship Wt. Carton Lbs. OEM Bulk Pkg.	Fig. 1401 Small Thread Collar
24	1401002CHR	24.0	
30	1401003CHR	29.5	
36	1401004CHR	31.0	
42	1401005CHR	31.5	
48	1401006CHR	35.0	
54	1401007CHR	37.5	
60	1401008CHR	44.0	
24	1403002CHR	24.0	
30	1403003CHR	29.5	
36	1403004CHR	31.0	
42	1403005CHR	31.5	
48	1403006CHR	35.0	
54	1403007CHR	37.5	
60	1403008CHR	44.0	
24	1404002CHR	24.0	
30	1404003CHR	29.5	
36	1404004CHR	31.0	
42	1404005CHR	31.5	
48	1404006CHR	35.0	
54	1404007CHR	37.5	
60	1404008CHR	44.0	

Tech Info

- Pole Rake: 0°
- Bulb: 12 Volt (Included)
- Pole: 3/4" Dia. Anodized

1401(1 Screw Hole)
Small Threaded Collar
Fits Base: 1049 (2 Pin)

1403(2 Screw Holes)
Large Threaded Collar
Fits Base: 1048 (2 Pin)

1404(2 Screw Holes)
Locking Collar
Fits Bases: 1045, 1046, 1047, 1059 & 1060 (2 Pin)

Fig. 1611
Base Dimensions:
1611: 3-3/4" x 1-5/8"
• Pole Rake: 16°

1611 Series Ordering Info

Vertical Height Inches	Dealer Pkg. 5 Cards 1 Pc. per Card	OEM Bulk Pkg. 50 Pcs.	Ship Wt. Carton Lbs. DP/OEM Bulk
20-1/4	1611DP2CHR	1611002CHR	5.1/26.0
26-1/2	1611DP3CHR	1611003CHR	6.1/33.0
32-3/8	1611DP4CHR	1611004CHR	6.3/34.0

Fig. 1611
16° Rake
Telescoping

SPARE PARTS ORDERING INFORMATION

Bulbs (2 per card): 0337012DP. White Translucent Globe: 0201DP0WHT.
Base for Fig. 1611: 1059T00DP

Compatible Bases (2-Pin)



Bases Sold Separately
For Ordering Info
See Pages R-62 & R-63.





1



**0238 Style
Inland Series**

Inland Series - Removable White All-Round Pole Lights

The original "Reduced Glare" Design
Figs. 1440, 1441, 1445 & 1622 Series
Figs. 1450 & 1455 Fold in Half Series

Certified For Use on Power Driven Vessels Under 20 Meters (65.6 ft.) in Length



CONSTRUCTION:

- Stow-A-Way Plug-in Pole
- Clear Fluted Globe
- Black Polymer Top and Collars
- 12 Volt Bulb Included
- 3/4" Anodized Aluminum Pole



Compatible Bases (2-Pin)



Bases Sold Separately
For Ordering Info
See Pages R-62 & R-63.



1440 & 1445 Series Ordering Info			
	Approx. Length Inches	OEM Bulk Pkg. 50 Pcs.	Ship Wt. Carton Lbs. OEM Bulk Pkg.
Fig. 1440 Locking Collar 0° Rake	24	1440002CHR	23.0
	30	1440003CHR	26.5
	36	1440004CHR	34.0
	42	1440005CHR	32.0
	48	1440006CHR	32.0
	54	1440007CHR	34.5
Fig. 1445 Locking Collar 5° Rake	60	1440008CHR	45.0
	24	1445002CHR	23.0
	30	1445003CHR	26.5
	36	1445004CHR	30.0
	42	1445005CHR	32.0
	48	1445006CHR	32.0
54	1445007CHR	34.5	
60	1445008CHR	45.0	

Tech Info
• Locking Collar
1440 Pole Rake: 0° Fits Bases: 1045 & 1047 (2 Pin)
1445 Pole Rake: 5° Fits Bases: 1046 & 1060 (2 Pin)

1441 Series Ordering Info			
	Approx. Length Inches	OEM Bulk Pkg. 50 Pcs.	Ship Wt. Carton Lbs. OEM Bulk Pkg.
Fig. 1441 Small Threaded Collar 0° Rake	36	1441004CHR	28.5
	42	1441005CHR	31.0
	48	1441006CHR	34.0
	54	1441007CHR	34.5
	60	1441008CHR	42.0

Tech Info
• Small Threaded Collar
• Pole Rake: 0°
Fits Base: 1049 (2 Pin)

1622 Series Ordering Info			
	Approx. Length Inches	OEM Bulk Pkg. 50 Pcs.	Ship Wt. Carton Lbs. OEM Bulk Pkg.
Fig. 1622 Large Threaded Collar 5° Rake	36	1622004CHR	30.0
	42	1622005CHR	31.0
	48	1622006CHR	34.0
	54	1622007CHR	34.5
	60	1622008CHR	45.0

Tech Info
• Large Threaded Collar
• Pole Rake: 5°
Fits Base: 1048 (2 Pin)

1450 & 1455 Folding Series Ordering Info			
	Approx. Length Inches	OEM Bulk Pkg. 50 Pcs.	Ship Wt. Carton Lbs. OEM Bulk Pkg.
Fig. 1450 Locking Collar 0° Rake	54	1450007CHR	42.0
	60	1450008CHR	55.0
	54	1455007CHR	42.0
Fig. 1455 Locking Collar 5° Rake	60	1455008CHR	55.0

Tech Info
• Locking Collar
1450 Pole Rake: 0° Fits Bases: 1045 & 1047 (2 Pin)
1455 Pole Rake: 5° Fits Bases: 1046 & 1060 (2 Pin)

SPARE PARTS ORDERING INFORMATION

Bulbs (2 per card): 0338DP2CLR.
Globe: 0238DP0BLK.



REMOVABLE COMBINATION MASTHEAD & WHITE ALL-ROUND POLE LIGHTS

Figs. 1123 & 1124 Plug-In Mount Combination Masthead/White All-Round Lights

Figs. 1673 & 1674 L.E.D. Plug-In Mount Combination Masthead/White All-Round Lights

Certified For Use on Sail or Power Driven Vessels Under 20 Meters (65.6 ft.) in Length

Figs. 1273 & 1274 Plug-In Mount Combination Masthead/White All-Round Lights

Certified For Use on Power Driven Vessels Under 12 Meters (39.4 ft.) in Length



CONSTRUCTION:

- Reduced glare design with black polymer top
- 3/4" Anodized Aluminum Stow-A-Way Pole
- Chrome plated zinc alloy and Black Polymer base
- Waterproof cover for base

Feature	1123	1124	1273	1274	1673	1674
LED					X	X
Incandescent	X	X	X	X		
Vessels < 12 meters			X	X		
Vessels < 20 Meters	X	X			X	X
Power Only			X	X		
Sail or Power	X	X			X	X
Horizontal Mt. - also ideal for jon boats	X		X			X
Vertical Mt. - also ideal for jon boats		X		X		X
Adapter for Flat or "V" type 45° windshield		X		X		X

Ordering Info

Base Mount	Vertical Height Inches	Dealer Pkg. 1 Pc. per Card	OEM Bulk Pkg.	Pkg. Qty. DP/Bulk Pkg.	Ship Wt. Carton Lbs. DP/OEM Bulk
Horiz. Mt.	11-1/4	1123DP1CHR	1123001CHR	5/50	5.6/26.3
Horiz. Mt.	20-1/2	1123DP2CHR	1123002CHR	5/50	6.6/31.9
Vert. Mt.	12-1/2	1124DP1CHR	1124001CHR	5/50	5.7/25.4
Vert. Mt.	22	1124DP2CHR	1124002CHR	5/50	6.9/32.4
Horiz. Mt.	10-5/8	1273DP1CHR	1273001CHR	5/50	4.7/22.1
Horiz. Mt.	20	1273DP2CHR	1273002CHR	5/50	6.1/28.2
Vert. Mt.	11-7/8	1274DP1CHR	1274001CHR	5/50	4.7/21.2
Vert. Mt.	21-5/8	1274DP2CHR	1274002CHR	5/50	6.1/29.1
Horiz. Mt. L.E.D.	11-1/4	1673DP1CHR	1673001CHR	1/10	1.1/5.3
Horiz. Mt. L.E.D.	20-1/2	1673DP2CHR	1673002CHR	1/10	1.3/6.4
Vert. Mt. L.E.D.	12-1/2	1674DP1CHR	1674001CHR	1/10	1.2/5.1
Vert. Mt. L.E.D.	22	1674DP2CHR	1674002CHR	1/10	1.4/6.5

Wiring Note: When choosing LED upgrades to replace existing incandescent combination masthead/all-round lights, optional Cat. No. 1680DP012V Converter Module is available to avoid re-wiring the navigation light switch.

Tech Info

- 12 Volt Bulb or L.E.D. (Included)
- Pole: 3/4" Dia. Anodized
 - Screw Size: #8
 - Pole Rake: 45°

Base Dimensions:
 Figs. 1123, 1273 & 1673: 2-1/4" x 3/4"
 Figs. 1124, 1274 & 1674: 3/4" x 2-1/4"

SPARE PARTS ORDERING INFORMATION

Figs. 1123 & 1124: 12 V Bulbs (2 per card): 0071DP0CLR.
 Cap for Base: 0125DP0BLK
 Lenses (2 per card): 0278DP0WHT. Top Cap with Screw: 1158DP0BLK.
 1123 Base with Socket Assembly: 1123DP099A.
 Figs. 1123 & 1124 Replacement Pole for Size No. 1: 1123DP199A.
 Figs. 1123 & 1124 Replacement Pole for Size No. 2: 1123DP299A.
 Fig. 1124 Base with Socket Assembly: 1124DP099A.
 Fig. 1125 Base with Socket Assembly: 1125DP099A.
 Fig. 1125 Replacement Pole Light: 1125DP499A.

Figs. 1273 & 1274: Bulbs (2 per card): 0338DP1CLR.
 Lens Assembly: 0240DP0LNS. Cap for Base: 0125DP0BLK.
 Fig. 1273 Base with Socket Assembly: 1123DP099A.
 Fig. 1274 Base with Socket Assembly: 1124DP099A.
 Figs. 1273 & 1274 Replacement Pole for Size No. 1: 1273DP199A.
 Figs. 1273 & 1274 Replacement Pole for Size No. 2: 1273DP299A
Figs. 1673 & 1674:
 Replacement Pole for Size No. 1: 1673DP199A.
 Replacement Pole for Size No. 2: 1673DP299A



PERKO® WHITE ALL-ROUND POLE LIGHT & BASE COMBINATIONS



1

NEW PRODUCT



Fig. 1625
16° Rake



Fig. 1125
16° Rake



Fig. 1131
0° Rake



CONSTRUCTION:

- Black Polymer Top & Collar
- Clear Fresnel Globe

Figs. 1125/1625 - Plug-in Base Deck Mount
Fig. 1625 L.E.D.

- Chrome Plated Brass Base
- Stow-A-Way Plug-In Type
- Waterproof Cover for Base that Attaches to Deck Mounted Retainer when Light is in Place

Fig. 1131: White Translucent Globe and Black Polymer Top

- Fixed Mount Black Polymer Base
- Waterproof Screw-On Cover for Mounting Base
- Great for Mounting on Small John Boats or Aluminum Boats

Fig. 1209 - Stow-A-Way Plug-In Type Pole

- Chrome Plated Brass Top and Base
- Screw on Polymer Collar
- Waterproof Cap and Retainer

Fig. 1311 - Telescoping Type Pole

- Chrome Plated Zinc Alloy Base
- Locking Collar on Pole

Fig. 1330 - Stow-A-Way Plug-In Type Pole

- Chrome Plated Zinc Alloy Base
- Locking Collar on Pole
- Waterproof Cover For Base

Fig. 1209
16° Rake Plug-In



Fig. 1330
16° Rake Plug-In



Fig. 1311
16° Rake Telescoping



Ordering Info

Vertical Height Inches	Dealer Pkg. 1 Pc. per Card	OEM Bulk Pkg.	DP/Bulk Pkg. Qty.	Ship Wt. Carton Lbs. DP/OEM Bulk
24	1131DP2CHR	1131002CHR	5/25	2.6/15.0
36	1131DP4CHR	1131004CHR	5/25	2.9/16.0
42	1131DP5CHR	1131005CHR	5/25	3.4/17.0
33-7/8	1125DP4CHR	1125004CHR	5/50	7.6/40.9
21-7/8	1209DP2CHR	1209002CHR	5/50	6.6/41.0
28-1/2	1209DP3CHR	1209003CHR	5/50	7.3/44.0
34-1/8	1209DP4CHR	1209004CHR	5/50	8.0/46.0
20-1/8	1311DP2CHR	1311002CHR	5/50	5.5/27.0
26-5/8	1311DP3CHR	1311003CHR	5/50	6.2/32.0
32-3/8	1311DP4CHR	1311004CHR	5/50	6.6/38.0
20-11/16	1330DP2CHR	1330002CHR	5/50	5.6/27.0
27-1/4	1330DP3CHR	1330003CHR	5/50	6.4/32.0
33	1330DP4CHR	1330004CHR	5/50	6.6/38.0
33-7/8	1625DP4CHR	1625004CHR	1/10	1.5/8.2

Tech Info

- 12 Volt Bulb or L.E.D. (Included)
- Pole: 3/4" Dia. Anodized
- Screw Size: #8

Base Dimensions:

1125 & 1625:
3-3/8" x 2-1/4"

1131:
2-1/4" x 3/4"

1209:
3-3/8" x 2-1/4"

1311 & 1330:
3-3/4" x 1-5/8"

Wiring Note: When choosing LED upgrades to replace existing incandescent combination masthead/all-round lights, optional Cat. No. 1680DP012V Converter Module is available to avoid re-wiring the navigation light switch.

SPARE PARTS ORDERING INFORMATION

Fig. 1209 Bulb Socket: 0024DP2.
Figs. 1125, 1131, 1209 1625 Cap for Base: 0125DP0BLK.
Globe for Figs. 1209, 1311, & 1330: 0248DP0CLR.
Bulbs for Figs. 1209, 1311, & 1330, (2 per card): 0337011DP.
Base for Fig. 1311 1059P00DP. Bases for Fig. 1311 : 1059T00DP, For Fig. 1209: 1209DP099A

Fig. 1209: Pole Only Size No. 2: 1209DP299A.
Fig. 1209: Pole Only Size No. 3: 1209DP399A.
Fig. 1209: Pole Only Size No. 4: 1209DP499A.

Fig. 1131: 12 Volt Bulbs (2 per card): 0337012DP.
Globe: 0201DP0WHT. Base with Socket Assy: 112320099A.
Fig. 1125: 12V Bulbs (2 per card): 0071DP0CLR.
Lenses (2 per card): 0278DP0WHT.
Top Cap with Screw: 1158DP0BLK.
Base with Socket Assembly: 1125DP099A.
Replacement Pole Light : 1125DP499A.

Fig. 1330: Pole Only Size No. 2: 1330DP299A
Fig. 1330: Pole Only Size No. 3: 1330DP399A.
Fig. 1330: Pole Only Size No. 4: 1330DP499A.



Fig. 1125
Fig. 1625
All Other Lights on this Page





Custom Pole Lights and Connectors

A Variety of Special Custom Connectors are Available




Perko manufactures a wide range of custom pole lights and pole light assemblies for OEMs and boat builders in quantities as low as 10 pieces. Customization features include lengths, bends, pole diameters, materials and colors. In addition, we can assemble non-standard combinations of bases, poles and pole light heads. Termination is also a popular customization option where we regularly install connectors made by Amp™, Delphi™, Packard™ and others. Consult the factory for quick quotes and samples of custom pole light assemblies.





Extra Heavy Duty Pole Lights

Actual Sizes



Traditional
3/4" Dia. Pole

New 33% Thicker Wall
Marinium System
7/8" Pole

The aluminum tubing used on traditional pole lights has an outside diameter of 3/4 inch and a ID wall thickness of .635". Perko's extra heavy duty pole lights use an aluminum tube with a 7/8 inch OD and an ID wall thickness of .760". Not only is the pole 15% larger in diameter but the wall thickness is 33% heavier, making these poles considerably stronger than traditional poles. They are ideal for applications where longer poles are needed, boats are used in rough water or just when a higher quality more durable look is desired.



In the early 1960's, a new alloy appeared. First used on large racing sailboats, the new material's high strength to weight ratio, coupled with superb corrosion resistance, made it an attractive alloy for use on boats. The new alloy was trademarked with the name Marinium® shortly after its introduction to the marine market and quickly evolved into a popular line of power boat deck hardware. The line included cleats, chocks, hinges, deck fills, rod holders and navigation lights.

For many years Marinium® was the choice material for numerous quality boat builders. But with the technology that existed in the 1970's and 1980's, Marinium® proved to be a difficult alloy to manufacture. Internal rejection rates were high. Attempts to reduce costs only compounded the rework problem. Eventually, in the early 1990's, production of Marinium® marine hardware and lights ended. The industry lost access to perhaps the greatest marine alloy ever...until now!

Using modern technology and casting techniques unavailable to manufacturers decades ago, Marinium® has finally been perfected. The high strength to weight ratios and unparalleled corrosion resistance sought after for decades by quality builders is again available, this time with Perko® reliability and quality.

- **Corrosion Resistance** - Equal to or better than any common marine alloy.
- **Strength/Weight Ratio** - Highest of any common marine alloy.
- **Weight** - Approximately 1/3 rd the weight of most marine grade alloys.
- **Finish** - Satin "Marinized" or Chrome Plated.
- **Broad Product Families** - Virtually anything made in bronze can be made in Marinium.

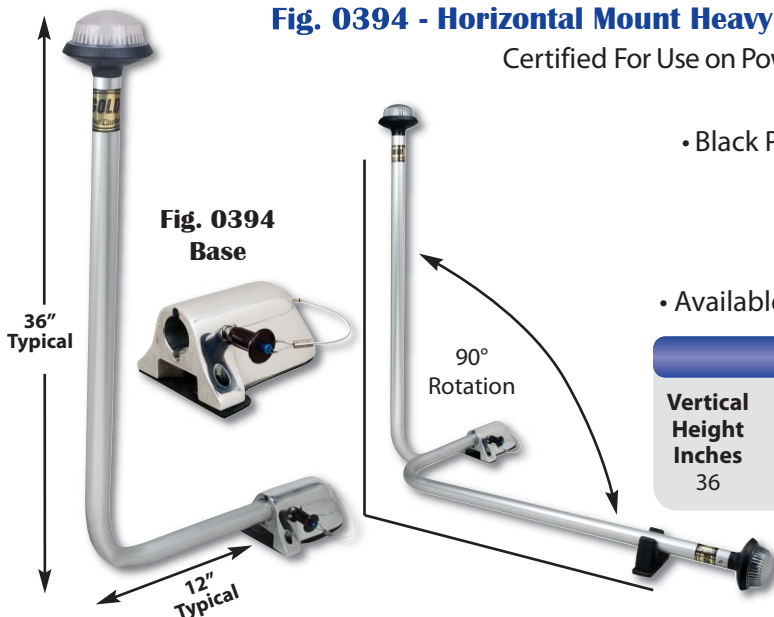
Look for the Marinium Logo throughout the Catalog or Contact the Factory for more information on the Marinium Product Line.

AVAILABLE IN

For Complete Ordering Info: See Pgs R•183-184

Fig. 0394 - Horizontal Mount Heavy Duty Folding Pole Light and Mounting Base

Certified For Use on Power Driven Vessels Under 20 Meters (65.6 ft.) in Length



CONSTRUCTION:

- Black Polymer Top with Clear Fluted Lens & Frosted Globe
- 7/8" Diameter Heavy Duty Aluminum Pole
- Rotates 90° in Both Directions
- Includes Fig. 0477 Pole Clip
- Marinium Alloy Base & Rubber Gasket
- Available Anodized Aluminum or White PERKO•KOTE Finish

Ordering Info		
Vertical Height Inches	OEM Bulk Pkg. 1 Pc.	Ship Wt. Carton Lbs. OEM Bulk
36	0394000MAR	1.6

Tech Info
• 12 Volt
• Pole Rake: 0°
• Base Dimensions: 3-1/16" x 4-1/2"
• Projection: 2-3/16"
• Screw Size: #10





PERKO®

HEAVY DUTY POLE LIGHT VARIATIONS



Traditional Heavy Duty Plug-in Pole lights

Fig. 0390 Heavy Duty White All-Round Pole Light

Fig. 0390L Heavy Duty L.E.D. White All-Round Pole Light

Certified For Use on Power Driven Vessels Under 20 Meters (65.6 ft.) in Length

CONSTRUCTION POLE:

- 7/8 Inch Diameter Anodized Aluminum Tube
- Requires 2 Pin Mounting Base

Fig. 0390: Marinium Alloy Top with Clear Fresnel Globe

Fig. 0390L: White Polymer Top with Clear Fluted Globe and Frosted Lens




Fig. 0390 Pole

Ordering Info

Pole Length Inches	Light Type	OEM Bulk Pkg. 10 Pcs.	Ship Wt. Carton Lbs. OEM Bulk
48	Bulb	0390006MAR	5.0
54	Bulb	0390007MAR	6.0
60	Bulb	0390008MAR	7.0
48	L.E.D.	0390L06MAR	5.0
54	L.E.D.	0390L07MAR	6.0
60	L.E.D.	0390L08MAR	7.0

Tech Info

- 12 Volt or 12 Volt L.E.D.
- Threaded Collar
- 0° Rake



Optional Mounting Bases for Heavy Duty Pole Lights

Fig. 0391 Heavy Duty Pole Light Base (2-Pin)

Fig. 0392 Vertical Mount Heavy Duty Pole Light Base (2-Pin)

Fig. 0393 Vertical Mount Heavy Duty Pole Light Base (2-Pin)

For use with 7/8" Dia. Heavy Duty Pole Lights with Threaded Collar

CONSTRUCTION:

- Marinium Alloy Base & Cap with Black Rubber Gasket and Retainer

Ordering Info

Projection Inches	Dealer Pkg. 1 Cards	OEM Bulk Pkg. 1 Pc.	Ship Wt. Carton Lbs. DP/OEM Bulk
-----	0391DP0MAR	0391000MAR	1.6/1.6
2-3/16	-----	0392000MAR	1.6
2-3/16	-----	0393000MAR	1.6

Tech Info

- 12 Volt
- Pole Rake: 0°
- Fig 0391 Base**
- O.D. Base: 2-3/8"
- Screw Size: #8
- Fig. 0392 Base**
- Dimensions: 3-1/16" x 3-3/8"
- Screw Size: #10
- **Fig. 0393 Base**
- Dimensions: 3-1/16" x 4-1/2"
- Screw Size: #10



Fits 7/8" Dia. Poles

Fig. 0392 Vertical Mount

Fig. 0393 Vertical Mount

Cap, Retainer and Gasket for Fig 0391 Base: 0391DP099A.
 Cap, Retainer and Gasket for Fig 0392 Base: 0392DP099A.
 Cap, Retainer and Gasket for Fig 0393 Base: 0393DP099A.



1

Fits Poles with Locking Collar



Fig. 1045
0° Rake



Fig. 1046
5° Rake



Fig. 1047
0° Rake



Fig. 1059
16° Rake



Fig. 1060
5° Rake

Fig. 1045 (2 Pin or 3 Pin) - Plug-In Type Bases
CONSTRUCTION:

- Chrome Plated Brass or Stainless Steel Ring
- Black or White Polymer Base
- Waterproof Snap-On Cover
- Pigtail Leads
- Fits Poles with Locking Collar

Fig. 1046 (2 Pin) - Plug-In Type Base
Fig. 1047 (2 Pin or 3 Pin) - Plug-In Type Bases
CONSTRUCTION:

- Chrome Plated Brass or Stainless Steel and Black Polymer
- Water Resistant Slide Cover
- Pigtail Leads
- Fits Poles with Locking Collar

Fig. 1059 (2 Pin) - Plug-In Type Base
CONSTRUCTION:

- Black Polymer and Chrome Plated Zinc Alloy
- Waterproof Snap-On Cover
- Pigtail Leads
- Fits Poles with Locking Collar

Fig. 1060 (2 Pin or 3 Pin) - Plug-In Type Base
CONSTRUCTION:

- Black Polymer and Chrome Plated Zinc Alloy
- Black Polymer Insert
- Waterproof Snap-On Cover
- Pigtail Leads
- Fits Poles with Locking Collar

Fig. 1048 (2 Pin) - Plug-In Type Base
CONSTRUCTION:

- Chrome Plated Brass or Stainless Steel
- Black or White Polymer
- Waterproof Snap-On Cover
- Pigtail Leads
- Fits Poles with Large Threaded Collar

Fits Poles with Large Threaded Collar



Fig. 1048
5° Rake

Fig. 1049 (2 Pin or 3 Pin) - Mini Mount Plug-In Type Base
CONSTRUCTION:

- Plain Black or White Cap
- Optional Chrome Plated Brass Insert
- Waterproof Snap-On Cover
- Black or White Polymer Base
- Pigtail Leads
- Fits Poles with Small Threaded Collar

Fits Poles with Small Threaded Collar



Fig. 1049
0° Rake

Mini-Mount Base Shown with tool for easy installation

Note: Requires Access from Underneath for Installation and Service

FIG. 1049 SPARE PARTS ORDERING INFORMATION
Black Cap for Base: 1049DPB99A
Black Cap with Chrome Brass Insert for Base: 1049DPC99A
Installation Tool: 1049ITL99A










All Bases use Screw Size: #8

Note: Locking Collar is Included with Dealer Package To Allow Interchangeability with Discontinued Style Bases



Pole Light Mounting Base Compatibility Chart

						
Fig. 1045 (2 Pin) 0° Rake Fits Figs. 1343 1451 1347 1452 1348 1460 1349 1454 1400 1470 1440 1612 1442 1616 1450	Fig. 1046 (2 Pin) 5° Rake Fits Figs. 1343 1455 1347 1456 1348 1465 1349 1470 1400 1445 1447 1451	Fig. 1047 (2 Pin) 0° Rake Fits Figs. 1343 1450 1347 1451 1348 1452 1349 1454 1400 1460 1440 1470 1442 1616	Fig. 1059 (2 Pin) 16° Rake Fits Figs. 1330 1343 1347 1348 1349 1400 1451 1470	Fig. 1060 (2 Pin) 5° Rake Fits Figs. 1343 1451 1347 1455 1348 1456 1349 1465 1400 1470 1445 1447	Fig. 1048 (2 Pin) 5° Rake Fits Figs. 1343 1347 1348 1349 1451 1470 1622 1624 1656	Fig. 1049 (2 Pin) 0° Rake Fits Figs. 1401 1441 1443 1461 1614 1618
Fig. 1045 (3 Pin) Fits Figs. 1211 1421		Fig. 1047 (3 Pin) Fits Figs. 1211 1421		Fig. 1060 (3 Pin) Fits Figs. 1212 1422		
Dimension: 2-1/4" O.D.	Dimension: 3-1/2"x1-1/2"	Dimension: 3-1/2"x1-1/2"	Dimension: 3-3/4"x1-5/8"	Dimension: 3-3/4"x1-3/4"	Dimension: 3-1/2"x2"	Dimension: 1-15/16" O.D.

Ordering & Tech Info

Finish	Collar Type	Number of Pins	Tube Angle Degrees	Dealer Pkg. 5 Cards 1 Pc. per Card	OEM Bulk Pkg. 50 Pcs.	Ship Wt. Carton Lbs. DP/OEM Bulk
2 Pin Bases						
Chr Brass/Blk	Locking	2	0	1045P00DP	1045P00CHR	1.7/8.9
Stainless/Blk	Locking	2	0	1045P0SDP	1045P00STS	1.7/8.9
Chr Brass/Wht	Locking	2	0	-----	1045P0WCHR	--/8.9
Stainless/Wht	Locking	2	0	-----	1045P0WSTS	--/8.9
Chrome Brass	Locking	2	5	1046P00DP	1046P00CHR	1.5/11.9
Stainless Steel	Locking	2	5	1046P0SDP	1046P00STS	1.5/11.9
Chrome Brass	Locking	2	0	1047P00DP	1047P00CHR	1.5/11.9
Stainless Steel	Locking	2	0	1047P0SDP	1047P00STS	1.5/11.9
Chr Brass/Blk	Lg. Threaded	2	5	1048P00DP	1048P00CHR	1.3/9.3
Stainless/Blk	Lg. Threaded	2	5	1048P0SDP	1048P00STS	1.3/9.3
Chr Brass & Wht	Lg. Threaded	2	5	-----	1048P0WCHR	1.3/9.3
Stainless/Wht	Lg. Threaded	2	5	-----	1048P0WSTS	1.3/9.3
Black	Sm. Threaded	2	0	1049P00DPB	1049P00BLK	1.2/7.1
Chrome/Black	Sm. Threaded	2	0	1049P00DPC	1049P00CHR	1.3/8.0
White	Sm. Threaded	2	0	-----	1049P00WHT	--/7.1
Chrome/White	Sm. Threaded	2	0	-----	1049P0WCHR	--/8.0
Chrome Zinc	Locking	2	16	1059P00DP	1059P00CHR	2.7/22.0
Chrome Zinc	Locking	2	5	1060P80DP	1060P80CHR	2.4/18.5
3 Pin Bases						
Chr Brass/Blk	Locking	3	0	1045300DP	1045300CHR	1.7/9.4
Stainless/Blk	Locking	3	0	104530SDP	1045300STS	1.7/9.4
Chr Brass/Wht	Locking	3	0	-----	104530WCHR	--/9.4
Stainless/Wht	Locking	3	0	-----	104530WSTS	--/9.4
Chrome Brass	Locking	3	0	10473B0DP	10473B0CHR	1.5/11.9
Stainless Steel	Locking	3	0	10473BSDP	10473B0STS	1.5/11.9
Black	Sm. Threaded	3	0	10493B0DPB	10493B0BLK	1.2/7.6
Chrome/Black	Sm. Threaded	3	0	10493B0DPC	10493B0CHR	1.4/8.5
White	Sm. Threaded	3	0	-----	10493B0WHT	--/7.6
Chrome/White	Sm. Threaded	3	0	-----	10493BWCHR	--/8.5
Chrome Zinc	Locking	3	5	10603B0DP	10603B0CHR	2.5/19.0



Fig. 1123-99A



Fig. 1124-99A



Figs. 1123-99A & 1124-99A - Plug-In Type Mounting Bases

CONSTRUCTION:

- Chrome Plated Zinc Alloy Mounting Base
- Black Polymer Waterproof Screw on Cover for Base
- Polymer Adapter for "V" or Flat Mount

Fig. 1123-99A - Horizontal Mount

Fits Figs. 1123 & 1273 Series Masthead All-Round Lights

Fig. 1124-99A - Vertical Mount

Fits Figs. 1124 & 1274 Series Masthead All-Round Lights

Ordering & Tech Info

Mount Type	Dimensions Bracket Inches	Dealer Pkg. - 5 Cards 1 Pc. per Card	Ship Wt. Carton Lbs. Dealer Pkg.
Horizontal	2-1/4 x 3/4	1123DP099A	2.4
Vertical	3/4 x 2-1/4	1124DP099A	2.5

Fig. 1209-99A (2 Pin) - Plug in Type Base

Fig. 1125-99A (3 Pin) - Plug in Type Base

CONSTRUCTION:

- Chrome Plated Brass with Screw on Cap and Retainer

Fig. 1125-99A - Fits Fig. 1125 Masthead All-Round Light

Fig. 1209-99A - Fits Fig. 1209 Series White All-Round Lights



Figs. 1125-99A & 1209-99A



Ordering & Tech Info

No. of Pins	Base Dimensions Inches	Dealer Pkg. - 5 Cds 1 Pc. per Card	Tube Angle Degrees	Ship Wt. Ctn Lbs. Dealer Pkg.
3	3-3/8 x 2-1/4	1125DP099A	16	2.2
2	3-3/8 x 2-1/4	1209DP099A	16	2.1



Fig. 1059T00
16° Rake

Figs. 1059T00 & 1060TB0 Locking Collar, Telescoping Type Base

CONSTRUCTION:

- Black Polymer and Chrome Plated Zinc Alloy

Fig. 1059T00 - Fits Figs. 1311 & 1611 Series

Fig. 1060TB0 - Fits Fig. 1411 Series

Locking Collar is Included with Base To Allow Interchangeability with Discontinued Style Bases



Fig. 1060TB0
5° Rake

Ordering & Tech Info

Tube Angle Degrees	Dealer Pkg. 5 Cards 1 Pc. per Card	Base Dimensions Inches	Insert Type	Ship Wt. Carton Lbs. Dealer Pkg.
16	1059T00DP	3-3/4 x 1-5/8	None	2.4
5	1060TB0DP	3-3/4 x 1-3/4	Black	2.1



Fig. 1627 - Axial or In-Line Rail Mount Base For Fold-Down, Adjustable Angle Mounting Bases


CONSTRUCTION:

- For Vertical Mount Bases
- Fits 3/4" Dia. Rails*
- For use with Perko Fig. Nos. 1137, 1138, 1184, 1284, 1637, 1638, 1639 & 1642 Folding Mount lights

FEATURES:

- Fold down base mounts in-line with the direction of the rail allowing the light to fold parallel to the rail.
- Includes 6 screws (4 clamping, 2 mounting)

Fig. 1627



Ordering & Tech Info			
Rail Mount	Dimension Inches	OEM Bulk Pkg. 10 Pcs.	Ship Wt. Carton Lbs. OEM Bulk
In-Line	2-3/8 x 1-3/4 x 1-3/8	1627000BLK	2.0


Fig. 1628 - Perpendicular Rail Mount Base For Fold-Down, Adjustable Angle Mounting Bases.

CONSTRUCTION:

- Black Polymer
- For Vertical Mount Bases
- Fits 3/4" Dia. Rails*
- For use with Perko Fig. Nos. 1137, 1138, 1184, 1284, 1637, 1638, 1639 & 1642 Folding Mount lights

FEATURES:

- Fold down base mounts perpendicular to the direction of the rail allowing the light to fold perpendicular to the rail direction.
- Includes 2 mounting/clamping screws.



Ordering & Tech Info			
Rail Mount	Dimension Inches	OEM Bulk Pkg. 10 Pcs.	Ship Wt. Carton Lbs. OEM Bulk
Perpendicular	2-5/16 x 3/4 x 1-1/4	1628000BLK	2.0

* Other rail tubing diameters available special order.
Note: Pole light and folding base not included.

Fig. 1628



1



Fig. 0296



Fig. 0227



Fig. 0283



Fig. 0268



Fig. 0247



Fig. 0241



Fig. 0229



Fig. 0297



Fig. 0259

112-1/2° Lenses for Bi-Color/Tri-Color Lights

Ordering & Tech Info

Color	Height Inches	Width Inches	Dealer Pkg. - 5 Cards 1 Lens per Card	Ship Wt. Carton Lbs.
Red/Green	1-5/16	2-1/8	0247DPOLNS*	0.7
Red/Green	1	1-3/4	0283DPALNS*	0.7
Red/Green	1-1/4	1-3/8	0296DPOLNS*	0.5
Red/Green	1-1/4	1-3/8	0297DPOLNS*	0.7
Red/Green	2-1/2	2	0259DPALNS	0.7
Red/Green	1-1/2	1	0268DPOLNS	0.4
Red/Green	7/8	1-5/8 x 13/16	0227DPOLNS*	0.4
Red/Green	1-1/8	3 x 1-5/8	0241DPOLNS*	0.5
Red/Green	1-1/2	2-3/8	0229DPOLNS*	1.0

*One Piece Lens

112-1/2° Lenses for Side Lights

Ordering & Tech Info

Color	Height Inches	Width Inches	Dealer Pkg. - 5 Cards 1 Pc. per Card	Ship Wt. Carton Lbs.
Red	1-5/16	2-1/8	0273DPRRLNS	0.7
Green	1-5/16	2-1/8	0273DPGLNS	0.7
Red	1-3/4	1-1/16	0277DPRRLNS	0.5
Green	1-3/4	1-1/16	0277DPGLNS	0.5
Red	1	1-3/4	0298DPRRLNS	0.6
Green	1	1-3/4	0298DPGLNS	0.6
Red	7/8	1-5/8	0228DPRRLNS	0.4
Green	7/8	1-5/8	0228DPGLNS	0.4
Red	1-1/2	2-3/8	0232DPRRLNS	1.0
Green	1-1/2	2-3/8	0232DPGLNS	1.0
Red/Green	1	1-9/16	0281DPALNS*	0.6
Red/Green	1	2-1/8	0295DPOLNS*	0.7
Red/Green	1-1/4	----	0260DPOLNS*	0.4

*Set of 1 Red and 1 Green Lens




Fig. 0273



Fig. 0277



Fig. 0228



Fig. 0281



Fig. 0295



Fig. 0232



Fig. 0260



Fig. 0298



Fig. 0278



Fig. 0281



Fig. 0295

225° Lenses for Masthead Lights

Ordering & Tech Info

Color	Height Inches	I.D. Inches	O.D. Inches	Dealer Pkg. - 5 Cards 1 Pc. per Card	Ship Wt. Carton Lbs.
Clear	1	1-9/16	2-3/16	0281DPAWHT	0.4
Clear	1-1/2	1	1-1/4	0278DPOWHT*	0.5
Clear	1-1/2	1	2-1/8	0295DPOWHT	0.7

*2 Pcs. per card

135° Lenses for Stern Lights

Ordering & Tech Info

Color	Height Inches	I.D. Inches	O.D. Inches	Dealer Pkg. - 5 Cards 1 Pc. per Card	Ship Wt. Carton Lbs.
Clear	1-1/4	1-9/16	2-3/16	0074DPOWHT	0.7
Clear	1-1/2	1	1-1/4	0278DPOWHT*	0.5
Clear	1-1/4	1-9/16	2-3/16	0281DPAWHT	0.4
Clear	----	----	2	0284DPOCLR**	0.4
Clear	----	----	2-1/8	0295DPOWHT	0.7

*2 Pcs. per card **Includes O-Ring



Fig. 0278



Fig. 0295



Fig. 0281



Fig. 0284



Fig. 0074

360° Lenses for All-Round Lights

Ordering & Tech Info

Color	Height Inches	I.D. Inches	O.D. Inches	Dealer Pkg. - 5 Cds 1 Pc. per Cd	Ship Wt. Carton Lbs.
White	3	1-1/2	1-9/16	0201DPOWHT	0.7
Clear	2-1/2	1-11/16	2	0248DPOCLR	0.8
Frosted	2-1/2	1-11/16	2	0248000FRD*	0.7
Clear	3-5/16	3-3/16	----	0261JR0CLR*	1.1
Black/Clear	2	----	2-1/4	0238DPOBLK	0.6
Black/Clear	2	----	2-1/4	0239DPOBLK	0.7
Clear	2	----	2-1/4	0239DPOCLR	0.7
Black/Clear	1-1/8	----	3 x 1-5/8	0240DPOLNS	0.5

*0248000FRD 5 per box, 0261JR0CLR 1 per box



Fig. 0239BLK



Fig. 0238



Fig. 0201



Fig. 0248CLR



Fig. 0239CLR



Fig. 0261



Fig. 0248FRD



Fig. 0240



For Navigation Lights on Vessels Under 20 Meters (65.6 ft.) in Length

Fig. 0337 - Double Contact Bayonet Base Bulb

Ordering & Tech Info

Nominal Voltage	Wattage	Amps	Dealer Pkg. 5 cards	Bulbs per Card	Bulb Diameter Inches	Mfr. Lamp No.	Ship Wt. Carton Lbs. Dealer Pkg.
12	7	.58	0337011DP	2	3/4	90	0.4
12	11	.94	0337012DP	2	3/4	1004	0.5
24	15	.63	0337014DP	1	1	306	0.5
32	13	.40	0337018DP	1	3/4	624	0.4

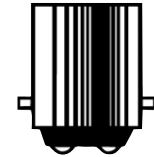


Fig. 0337

Fig. 0375 - Double Contact Bayonet Indexing Base Bulb

Ordering & Tech Info

Nominal Voltage	Wattage	Amps	Standard Pkg.- 1 Bulb	Ship Wt. Carton Lbs. Standard Pkg.
12	10	.83	037512V10W	0.1
12	25	2.08	037512V25W	0.1
24	10	.42	037524V10W	0.1
24	25	1.04	037524V25W	0.1
32	10	.31	037532V10W	0.1
32	25	.78	037532V25W	0.1

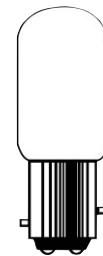


Fig. 0375

Fig. 0340 - Medium Screw Base Bulb

Ordering & Tech Info

Nominal Voltage	Wattage	Amps	Std. Pkg. 6 Bulbs	Type	L.C.L. Inches	Mfr. Lamp No.	Ship Wt. Carton Lbs. Standard Pkg.
12	15	1.25	0340005FRD	A-17	2-3/8	15-A	0.5
12	25	2.08	0340006FRD	A-19	2-9/16	25-A	0.7
32	15	.47	0340011FRD	A-17	2-3/8	15-A	0.5
32	25	.78	0340012FRD*	A-19	2-9/16	25-A	0.4



Fig. 0340

* Std. Pkg. 2

Fig. 0338 - Wedge Base Bulb

Ordering & Tech Info

Nominal Voltage	Wattage	Amps	Dealer Pkg. - 5 Cards 2 Bulbs per Card	Bulb Dia. Inches	Bulb Length Inches	Ship Wt. Carton Lbs. Dealer Pkg.
12	5	.35	0338DP1CLR	13/32	1-1/16	0.2
12	9	.69	0338DP2CLR	5/8	1-1/2	0.2



Fig. 0338 #2 Fig. 0338 #1

Figs. 0067, 0069, 0070, 0071 & 0072

Festoon Bulbs - Double Ended

Ordering & Tech Info

Nominal Voltage	Wattage	Amps	Dealer Pkg. - 5 Cards 2 Bulbs per Card	Bulb Dia. Inches	Bulb Length Inches	Ship Wt. Carton Lbs. Dealer Pkg.
12	8	.70	0071DP8CLR	3/8	1-1/8	0.2
12	10	.83	0069DP0CLR	3/8	1-5/8	0.2
12	10	.74	0070DP0CLR	3/8	1-11/16	0.2
12	15	.97	0070DP1CLR	9/16	1-11/16	0.3
12	10	.80	0071DP0CLR	3/8	1-1/8	0.2
24	8	.35	0072DP8CLR	3/8	1-1/8	0.2
24	10	.42	0067DP1CLR	3/8	1-11/16	0.2
24	18	.75	0067DP2CLR	9/16	1-11/16	0.2
24	10	.40	0072DP1CLR	3/8	1-1/8	0.2
32	12	.40	0070DP2CLR	3/8	1-5/8	0.2

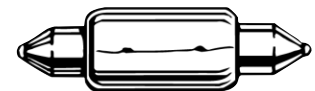


Fig. 0067
Fig. 0069
Fig. 0070
Fig. 0071
Fig. 0072

Note: Bulbs MUST BE ORDERED in Standard or Dealer Package Quantities Only!

Bulbs for Utility Lights, See Page R-79. Bulbs for Navigation Lights Over 20m, See Commercial Catalog 315-C, Page C-39.



4 Collar Set

Fig. 0030DP0002 - Replacement Collar Set

CONSTRUCTION:

- Black Polymer

The Collar Set Provides Collars to Fit All of PERKO's Plug-in Pole Lights



The Collar Set Contains 4 Collars

1 each Locking, Large Threaded, Small Threaded and Screw on Collars

Ordering & Tech Info

Description	Dealer Pkg. - 5 Cards 1 Set per Card	Ship Wt. Carton Lbs. Dealer Pkg.
4 Collar Set	0030DP0002	1.1

Fig. 0477 - Pole Storage Clips

CONSTRUCTION:

- Soft Black or White Polymer, U.V. Stabilized
- Fits 3/4 or 7/8 Inch Diameter Tubing
- Used for storing pole lights, gaffs, deck brushes and other boat accessories with pole handles



Fig. 0477

Ordering Info

For Pole Dia. O.D. Size	Color	Dealer Pkg. 10 Cards 1 Pair per Card	OEM Bulk Pkg. 50 Pairs	Ship Wt. Carton Lbs. DP/OEM Bulk
3/4	Black	0477DP0BLK	0477000BLK	1.5/4.3
3/4	White	0477DP0WHT	0477000WHT	1.5/4.3
7/8	Black	0477DP1BLK	-----	1.7/----

Tech Info

Dimensions:
3/4" x 2-1/4" x 1-5/8"
Screw Size: #10 P.H.

Fig. 1192 - Glare Shield

CONSTRUCTION:

- Black Polymer
- For 3/4 Inch O.D. Tubing
- Can Be Installed Without Removing Light



Fig. 1192

Ordering & Tech Info

Dimensions Inches	Dealer Pkg. - 5 Cards 1 Pc. per Card	OEM Bulk Pkg. 25 Pcs.	Ship Wt. Carton Lbs. DP/OEM Bulk
6 x 4-5/16	1192DP0BLK	1192000BLK	1.2/3.5



Fig. 0202 - L.E.D. Straight Docking Light
Fig. 0203 - L.E.D. Angled Docking Light

CONSTRUCTION:

- Marinium Alloy or Chrome Plated Bronze
- Angled or Straight Light Direction
- Low Draw, Long Life L.E.D. Lighting
- 12 Volt L.E.D.



Fig. 0203
Angled

Fig. 0202
Straight



Fig. 0203
Angled

Fig. 0202
Straight

Ordering Info					Ship Wt.
Light Direction	Material	Projection Inches	Dealer Pkg. 1 Pair per Pkg.	OEM Bulk Pkg. 1 Pairs	Carton Lbs. DP/OEM Bulk
Straight	Chr. Bronze	1/2	0202DP0CHR	0202000CHR	1.7/1.7
Straight	Marinium	1/2	0202DP0MAR	0202000MAR	1.2/1.2
Angled	Chr. Bronze	1/2	0203DP0CHR	0203000CHR	2.9/2.9
Angled	Marinium	1/2	0203DP0MAR	0203000MAR	1.4/1.4

Tech Info
• 12 Volt, 4.5W
• L.E.D. Beam: 15°
• Lab Rated L.E.D. Life: 50,000 Hrs
• Screw Size: #6
Dimensions:
Angled: 4-1/8" x 3-3/8"
Straight: 3-1/8" O.D.

AVAILABLE IN

 For Complete Ordering Info: See Pgs R-183-184

Fig. 0606 - White L.E.D. Utility Light
Fig. 0607 - White/Red L.E.D. Utility Light

CONSTRUCTION:

- Chrome Plated Brass Frame
- Low Draw, Long Life L.E.D. Lighting
- 12 Volt L.E.D.



Fig. 0606
White



Fig. 0607
White/Red

Ordering Info				Ship Wt.
L.E.D. Color	Dealer Pkg. 1 Pc. per Pkg.	OEM Bulk Pkg. 5 Pcs.	Screw Size	Carton Lbs. DP/OEM Bulk
White	0606DP0CHR	0606000CHR	6	0.7/1.3
White/Red	0607DP0CHR	0607000CHR	6	0.7/1.3

Tech Info
• L.E.D.: 12 Volt, 4W
• Lab Rated L.E.D. Life: 50,000 Hrs.
Base Dimensions:
7-1/4" x 1-1/2"

Fig. 0609 - L.E.D. Swivel Berth Lights

CONSTRUCTION:

- Aluminum and Stainless Steel Housing with or without a switch
- Stainless Steel Mounting Brackets
 - 12 Volt L.E.D.'s
- White or Dual (White/Red) Light Options
 - Diffused Cover



Fig. 0609



Ordering & Tech Info

L.E.D. Color	Switch	Projection Inches	Nominal Dimensions Inches	Std. Pkg. 1 Pc.	Screw Size	Ship Wt. Carton Lbs. OEM Bulk Pkg.
White	No	1-1/2	1-1/2 x 6	0609W0012V	8	1.1
White/Red	No	1-1/2	1-1/2 x 6	0609WR012V	8	1.1
White	Yes	1-1/2	1-1/2 x 6-3/4	0609W0S12V	8	1.1
White/Red	Yes	1-1/2	1-1/2 x 6-3/4	0609WRS12V	8	1.1

Fig. 1156 - L.E.D. Ceiling Mount Utility Light

CONSTRUCTION:

- Chrome Plated Brass Bezel & White Polymer Base
- Stainless Steel Bezel & White Polymer Base
- White PERKO-Kote Brass & White Polymer Base
- Uses Less than Half the Energy Draw of Standard Lights!



Fig. 1156



Low profile side view

Ordering Info

Finish	Dealer Pkg. 5 Cards 1 Pc. per Card	OEM Bulk Package 10 Pcs.	Ship Wt. Carton Lbs. DP/OEM Bulk
Chrome	1156DP112V	115600112V	2.5/4.5
Stainless Steel	1156DP1STS	1156001STS	2.5/4.5
White	1156DP1WHT	1156001WHT	2.5/4.5

Tech Info

- 12 Volt L.E.D.
- O.D. Overall: 3"
- Installs in 2-1/8" Dia. Hole
- Screw Size: #8



Figs. 0137/0140 - Surface Mount Utility Lights

Fig. 0145 - L.E.D. Surface Mount Utility Light

CONSTRUCTION:

- Fig. 0137** - Molded Black Polymer, Shielded Light Cover
- Figs. 0140 & 0145** - Molded White Polymer, Diffused Light Cover
- Figs. 0137 and 0140: 12 Volt, 1 Watt Bulb Included



Fig. 0137



Fig. 0140



Fig. 0145



Version

Ordering Info

Voltage	Dealer Pkg. 10 Cards 1 Pc. per Card	OEM Bulk Pkg. 100 Pcs.	Ship Wt. Carton Lbs. DP/OEM Bulk
12V	0137DP0BLK	0137000BLK	0.7/2.0
12V	0140DP0NYN	0140000NYN	0.7/2.0
12V L.E.D.	0145DP0NYN	0145000NYN	0.7/2.0

Tech Info

- Length Overall: 1-7/8"
- Width: 9/16"
- Screw Size: #8





Fig. 1149 - Clear Back Utility Light

CONSTRUCTION:

- Chrome Plated Brass or Stainless Steel
- Clear Polymer Back
- 12 Volt Bulb Included, 24 or 32 Volt with Bulb Change
- Designed to Direct 80% of the Light Downward, Thus Reducing Cockpit Glare

The clear back allows light to shine both inside and outside of the mounting location. Ideal for mounting on center consoles, storage lockers, cabinets and electronics boxes.

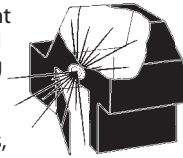


Diagram of center console mt.



Back



Fig. 1149



Ordering Info

	Dealer Pkg. 5 Cards	OEM Bulk Package 25 Pcs.	Ship Wt. Carton Lbs. DP/OEM Bulk
Finish	1 Pc. per Card	25 Pcs.	DP/OEM Bulk
Chrome	1149DP112V	114900112V	1.4/5.1
Stainless Steel	1149DP1STS	1149001STS	1.4/5.1

Tech Info

12 Volt
 O.D. Overall: 3"
 Depth: 1"
 Installs in 2-1/8"
 Dia. Hole
 Screw Size: #8

SPARE PARTS ORDERING INFORMATION

12 Volt Bulbs (2 Per Card): 0070DP0CLR.
 24 Volt Bulbs (2 Per Card): 0067DP1CLR.
 32 Volt Bulbs (2 Per Card): 0070DP2CLR.
 Socket Assembly: 114900099B.
 Lens with Gasket: 1146DP099A.
 Mounting Flange: 094600099C

Fig. 1146 - "Reduced Glare" Design Cockpit Light

CONSTRUCTION OPTIONS:

- Chrome Plated Brass or Stainless Steel with Black Polymer Base
- White Polymer with Black Polymer Base
- 12, 24 or 32 Volt Bulb Included
- Designed to Direct 80% of the Light Downward, Thus Reducing Cockpit Glare

Ordering Info

	Dealer Pkg. 5 Cards	OEM Bulk Package 25 Pcs.	Ship Wt. Carton Lbs. DP/OEM Bulk
Finish	1 Pc. per Card	25 Pcs.	DP/OEM Bulk
Chrome	1146DP112V	114600112V	1.4/5.1
Chrome	1146DP224V	114600224V	1.4/5.1
Chrome	1146DP332V	114600332V	1.4/5.1
Stainless	1146DP1STS	1146001STS	1.4/5.1
Stainless	1146DP2STS	1146002STS	1.4/5.1
Stainless	1146DP3STS	1146003STS	1.4/5.1
White	1146DP1WHT	1146001WHT	1.2/4.1
White	1146DP2WHT	1146002WHT	1.2/4.1
White	1146DP3WHT	1146003WHT	1.2/4.1

Tech Info

- 12, 24 or 32 Volt
- O.D. Overall: 3"
 • Depth: 1"
- Installs in 2-1/8" Dia. Hole
 • Screw Size: #8

AVAILABLE IN



For Complete Ordering Info: See Pgs R-183-184



Fig. 1146 Chrome



Fig. 1146 White

SPARE PARTS ORDERING INFORMATION

12 Volt Bulbs (2 Per Card): 0070DP0CLR.
 24 Volt Bulbs (2 Per Card): 0067DP1CLR.
 32 Volt Bulbs (2 Per Card): 0070DP2CLR.
 Socket Assembly: 114600099B.
 Lens with Gasket: 1146DP099A.
 Mounting Flange: 094600099C





2



Fig. 1074
White



Fig. 1044
Black



Std. Incandescent Bulb Version



L.E.D. Version



Fig. 1044 - Incandescent Light With Snap on Front Cover

Fig. 1074 - L.E.D. Utility Light with Snap on Front Cover

Uses Less than Half the Energy Draw of Standard Lights

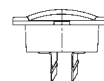
CONSTRUCTION:

- Black or White Molded Polymer
- Snap-On Front Cover Conceals Mounting Screws
- Diffusion Lens
- Flush Mounting
- Easy Installation

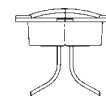
12 Volt, 3 Watt Incandescent Bulb or 12 Volt L.E.D.

No. 1 Supplied with 1/4" Spade Connectors (Fig 1044 only)

No. 2 Supplied with 7" Pig Tail Wire Leads



Spade Connectors (#1 Style)



Pig Tail Leads (#2 Style)

Ordering Info					
		Dealer Pkg. 10 Cards	OEM Bulk Pkg. 100 Pcs.	Ship Wt. Carton Lbs. DP/OEM Bulk	
Color	Connection	1 Pc. per Card			
Black	Spade	1044DP1BLK	1044001BLK	1.1/6.0	
Black	Pig Tail	1044DP2BLK	1044002BLK	1.2/7.2	
White	Spade	1044DP1WHT	1044001WHT	1.1/6.0	
White	Pig Tail	1044DP2WHT	1044002WHT	1.2/7.2	
		Dealer Pkg. 10 Cards	OEM Bulk Pkg. 25 Pcs.	Ship Wt. Carton Lbs. DP/OEM Bulk	
Color	Connection	1 Pc. per Card			
Black	Pig Tail	1074DP2BLK	1074002BLK	1.2/2.0	
White	Pig Tail	1074DP2WHT	1074002WHT	1.2/2.0	

Tech Info
Dimensions: 2-1/4" x 2-1/4" Depth: 15/16" Installs in 1-3/4" Dia. Hole Screw Size: #6

SPARE PARTS ORDERING INFORMATION

Bulbs for Fig. 1044 (2 Per Card): 1044DP099A.



Fig. 1033



Fig. 1033 - Louvered Cockpit L.E.D. Utility Light

Uses Less than Half the Energy Draw of Standard Lights

CONSTRUCTION:

Stainless Steel & Black Polymer

12 Volt L.E.D.

Supplied with 6" Pig Tail Wire Leads

Ordering Info				
		Dealer Pkg. 5 Cards	OEM Bulk Package 10 Pcs.	Ship Wt. Carton Lbs. DP/OEM Bulk
Finish	1 Pc. per Card			
Stainless	1033DP1STS	1033001STS	0.3/2.3	

Tech Info
• Width: 3-1/8" • Height: 1-5/8" • Screw Size: #8



Fig. 1254 - Adjustable Utility Light

CONSTRUCTION:

- Chrome Plated Zinc Alloy
- Shield Swivels to Change Position
- 12 Volt, 7 Watt Bulb Included or 12 Volt L.E.D.



Fig. 1254

Ordering Info			
Type	Dealer Pkg. 1 Pc. per Card	Pkg. Qty.	Ship Wt. Carton Lbs. Dealer Pkg.
Incandescent	1254DP0CHR	5	2.5
L.E.D.	1254LDPCHR	1	0.6

Tech Info
• 12 Volt
• O.D. Overall: 2-5/8"
• Length Neck: 3/4"
• O.D. Neck: 7/8"
• Screw Size: #6

SPARE PARTS ORDERING INFORMATION

Bulbs (2 per card): 0337011DP. Socket: 0024DP1.



Figs. 0300, 1253, 1258 & 1260 - Surface Mount Dome Lights

CONSTRUCTION:

Figs. 0300, 1258 & 1260 - Chrome Plated Zinc Alloy

Fig. 1253 - Ivory PERKO•KOTE Zinc Alloy

Figs. 0300 & 1253: Clear Polymer Lens

- Black Vinyl Mounting Gasket

Figs. 1258 & 1260: White Translucent Polymer Lens

Figs. 0300, 1253 & 1258 - Round

Fig. 1260 - Square

- Push Switch with Water Resistant Boot
- 12 Volt Bulb Included



Fig. 0300



Fig. 1253



Fig. 1258



Fig. 1260

Ordering & Tech Info

	Finish	Dimensions Inches	Depth Overall Inches	Wattage of Bulb Supplied	Maximum Wattage	Dealer Pkg. 5 Cards 1 Pc. per Card	OEM Bulk Pkg. 10 Pcs.	Screw Size	Ship Wt. Carton Lbs. DP/OEM Bulk
Round	Chrome	3-3/4	1-1/2	7	11	0300DP0CHR	0300000CHR*	10 R.H.	3.2/10.6
Round	Chrome	5	1-7/8	11	17	0300DP1CHR	0300001CHR	10 R.H.	4.9/8.7
Round	Chrome	6	2	17	17	0300DP2CHR	0300002CHR	12 R.H.	6.9/11.8
Round	White	5	1-7/8	11	17	1253DP1WHT	1253001WHT	10 R.H.	4.8/8.5
Round	White	6	2	17	17	1253DP2WHT	1253002WHT	12 R.H.	6.7/12.0
Round	Chrome	3-3/4	1-1/4	10	10	1258DP2CHR	1258002CHR	8 R.H.	2.7/5.0
Square	Chrome	3-5/8 x 4-1/4	1-1/4	10	10	1260DP2CHR	1260002CHR	8 R.H.	3.3/6.6

*OEM Bulk Pkg., 20 Pcs.

SPARE PARTS ORDERING INFORMATION FOR FIGS. 0300 & 1253

Bulbs (2 per card) for Size #0: 0337011DP. Switch: 0701DP.
 Bulbs (2 per card) for Size #1: 0337012DP. Socket: 0024DP1.
 Bulbs (2 per card) for Size #2: 0337013DP. Lens: 0257DP, Specify Size.

NOTE: To Use Fig. 1253 & 0300 in a 24 Volt System, Order Replacement Bulb (1 per card): 0337014DP.

SPARE PARTS ORDERING INFORMATION FOR FIGS. 1258 & 1260

Bulbs (2 per card): 0070DP0CLR. Switch: 0701DP.
 Lens for 1258: 0244002WHT. Lens for 1260: 0245002WHT.

NOTE: To Use Figs. 1258 & 1260 in a 24 Volt System, Order Replacement Bulbs (2 per card): 0067DP1CLR.





Dimmer Capable

2

- Fig. 1355 - L.E.D. Dome Light (No On/Off Switch)
- Fig. 1356 - L.E.D. Dome Light with On/Off Switch (12 or 24 Volt)
- Fig. 1357 - L.E.D. Dome Light with Trim Ring (No Switch)
- Fig. 1358 - L.E.D. Dome Light with Dimmer Switch

CONSTRUCTION:

- Surface Mount
- Chrome Plated Zinc Alloy or White PERKO•KOTE
- Clear Polymer Lens
- 12 or 24 Volt L.E.D.s Draw Less than 10 Watts
- Screw Size No. 8 R.H.
- Depth Overall 1"



Fig. 1355
Without Switch
(White Shown)



Fig. 1356
With On/Off Switch
(Chrome Shown)



Fig. 1357
With Trim Ring
(White Shown)



Fig. 1358
With Dimmer Switch
(Chrome Shown)

Ordering & Tech Info

Finish	Options	Voltage	L.E.D.s & Wattage	Dimensions O.D. Inches	Dealer Pkg. 5 Cards 1 Pc. per Card	OEM Bulk Pkg. 10 Pcs.	Ship Wt. Carton Lbs. DP/OEM Bulk
Chrome	No Switch	12	3-3 Watt	3-5/8	1355DP0CHR	1355000CHR	4.1/8.1
White	No Switch	12	3-3 Watt	3-5/8	1355DP0WHT	1355000WHT	4.1/8.1
Chrome	On/Off Switch	12	3-3 Watt	3-5/8	1356DP0CHR	1356000CHR	4.2/8.2
Chrome	On/Off Switch	24	3-1 Watt	3-5/8	1356DP2CHR	1356002CHR	4.2/8.2
White	On/Off Switch	12	3-3 Watt	3-5/8	1356DP0WHT	1356000WHT	4.2/8.2
White	On/Off Switch	24	3-1 Watt	3-5/8	1356DP2WHT	1356002WHT	4.2/8.2
Chrome	Trim Ring	12	3-3 Watt	4-1/2*	1357DP0CHR	1357000CHR	5.0/9.8
White	Trim Ring	12	3-3 Watt	4-1/2*	1357DP0WHT	1357000WHT	5.0/9.8
Chrome	Dimmer Switch Built In	12	3-1 Watt	3-5/8	1358DP0CHR	1358000CHR	4.2/8.3
White	Dimmer Switch Built In	12	3-1 Watt	3-5/8	1358DP0WHT	1358000WHT	4.2/8.3

* Including Trim Ring Note: Figs 1355 to 1357 are dimmer capable with wall switch (Not Included)



Dimmer Capable




Fig. 1157 (White Shown)

Fig. 1157 - Surface Mount L.E.D. Dome Light

CONSTRUCTION:

- Chrome Plated Brass or White PERKO•KOTE
- Clear Polymer Lens
- 12 Volt L.E.D.s Draw Less than 4 Watts
- Dimmer Capable with External Switch (Not Included)

Ordering Info

Finish	Dealer Pkg. 5 Cards 1 Pc. per Card	OEM Bulk Package 10 Pcs.	Ship Wt. Carton Lbs. DP/OEM Bulk
Chrome	1157DP1CHR	1157001CHR	2.5/4.5
White	1157DP1WHT	1157001WHT	2.5/4.5

Tech Info

- 12 Volt
- Three 1 Watt L.E.D.s
- O.D. Overall: 3-1/8"
- Depth: 1"
- Installs in 2-1/8" Dia. Hole
- Screw Size: #8

Please contact the factory for availability of devices for applications that require a Multiple Light Wall Dimmer Switch for the lights listed on this page.





Fig. 0555 - Surface Mount Dome Light For Systems Up To 50 Volts

CONSTRUCTION:

- Chrome Plated Bronze with Clear Polymer Lens
- Toggle Switch
- **L.E.D. Option:**
 - 12V AC/DC L.E.D. (For other voltages contact factory)
- **Incandescent Bulb Option:**
 - Twin Double Contact Bayonet Sockets
 - Bulbs Not Included
 - Will Accommodate Two Bulbs up to 20 Watts Each



Fig. 0555



Ordering & Tech Info

O.D. Lens Inches	O.D. Base Inches	Depth Inches	Incandescent Std. Pkg. 1 Pc.	L.E.D. Std. Pkg. 1 Pc.	Screw Size	Ship Wt. Carton Lbs. Std. Pkg.
6	7-7/8	3-1/8	0555000CHR	0555L00CHR	8	4.5

SPARE PARTS ORDERING INFORMATION

Switch: 0514DP. Lens: 0257DP6. Socket: 0276000.
Incandescent: Use Fig. 0337 Bulb, refer to Page R-79 for Bulb Selection.

Fig. 0753 - Surface Mount Dome Light For Systems Up To 50 Volts

CONSTRUCTION:

- Chrome Plated Wrought Brass with Frosted Glass Lens
- Toggle Switch
- **L.E.D. Option:**
 - 12V AC/DC L.E.D. (For other voltages contact factory)
- **Incandescent Bulb Option:**
 - Medium Screw Socket
 - Bulbs Not Included
 - Size No. 1 Has One Socket and Switch. Will Accommodate One Bulb Up To 50 Watts
 - Size No. 2 Has Two Sockets and Switches. Will Accommodate Two Bulbs Up To 25 Watts Each



Fig. 0753

Ordering & Tech Info

O.D. Glass Inches	O.D. Base Inches	Depth Inches	Incandescent Std. Pkg. 1 Pc.	L.E.D. Std. Pkg. 1 Pc.	Screw Size	Ship Wt. Carton Lbs. Standard Pkg.
8	9-1/2	4	0753001CHR	0753L01CHR	10 R.H.	2.9
8	9-1/2	4	0753002CHR	-----	10 R.H.	3.1

SPARE PARTS ORDERING INFORMATION

Switch, Cat. No. 0514DP. Socket: 1323.
Flat Lens For Newer 0753 Style (4" Depth): 0132FLTRD.
Curved Lens For Older 0753 Style (3" Depth): 0132CVDFRD.
Incandescent: Use Fig. 0337 Bulb, refer to Page R-79 for Bulb Selection.

Fig. 1263 - Exterior Surface Mount Dome Light with Red & White Bulbs

CONSTRUCTION:

- Ivory PERKO•KOTE Zinc Alloy
- 12 Volt Bulb(s) Included
- Three Position Toggle Switch

Fig. 1263



Ordering & Tech Info

O.D. Lens Inches	O.D. Base Inches	Depth Overall Inches	Wattage of Bulb Supplied	Maximum Wattage	Dealer Pkg. - 5 Cards 1 Pc. per Card	OEM Bulk Pkg. 10 Pcs.	Screw Size	Ship Wt. Carton Lbs. DP/OEM Bulk
4	5	1-7/8	11	18	1263DP1WHT	1263001WHT	10 R.H.	5.0/9.0

SPARE PARTS ORDERING INFORMATION

Clear Bulbs (2 per card): 0337012DP, Red Bulbs (2 per card): 0337R12DP, Socket: 0024DP1. Three Position Toggle Switch: 1263DP099A, Lens: 0257DP4.



2



Fig. 0217

Fig. 0217 - Bulkhead Light Fixture

CONSTRUCTION:

- Chrome Plated Zinc Alloy
- Medium Screw Socket and Turn Switch
- For Systems up to 50 Volts
- Bulb Not Included

Ordering & Tech Info

Dimensions Base Inches	Projection Less Bulb Inches	Dealer Pkg. - 5 Cards 1 Pc. per Card	Screw Size	Ship Wt. Carton Lbs. Dealer Pkg.
2-1/2 x 1-3/4	2-5/8	0217DPOCHR	6 R.H.	3.0

SPARE PARTS ORDERING INFORMATION

Bulb Socket Assembly with Switch and Knob: 0223. Order Perko Bulb 0340, See Page R-79.

Fig. 1303 White



Fig. 1303 Black



Fig. 1303 - Bulkhead Light Fixture

CONSTRUCTION:

- Black or White Molded Polymer
- For Systems up to 50 Volts
- Bulb Not Included
- Size No. 1 Has Double Contact Bayonet Socket Will Accommodate a Bulb Up To 24 Watts
- Size No. 2 Has Medium Screw Socket Will Accommodate a Bulb Up To 40 Watts

Ordering & Tech Info

Wattage	Dimensions Wall Plate Inches	Normal Projection Inches	Length Shade Inches	Black		White		Screw Size	Ship Wt. Carton Lbs. Std. Pkg/OEM Bulk
				Std. Pkg. - 1 Pc. OEM Pkg. - 10 Pcs.	Std. Pkg. - 1 Pc. OEM Pkg. - 10 Pcs.				
Up to 24W	4-1/2 x 3-1/4	4-3/8	3	1303001BLK	1303001WHT	8	0.4/4.0		
Up to 40W	4-1/2 x 3-1/4	5	4-1/2	1303002BLK	1303002WHT	8	0.5/4.4		

SPARE PARTS ORDERING INFORMATION

Refer to Page R-79 for Bulb Selection: Size 1: 0337, Size 2: 0340 Switch: 0701DP.



24V Version



Fig. 0318

Fig. 0318 - Dual Voltage Surface Mount Light

CONSTRUCTION:

- White Translucent Polymer Cover
- White PERKO-KOTE Cast Zinc Alloy Base with Integral Junction Box
- Dual Voltage, For 12 and 120 Volts or 24 and 120 Volts
- Double Contact Bayonet Sockets
- Bulbs Included

Ordering Info

Voltage	Dealer Pkg. 5 Cards 1 Pc. per Card	OEM Bulk Pkg. 10 Pcs.	Ship Wt. Carton Lbs. DP/OEM Bulk
12/120	0318DP	0318A00	9.5/16
24/120	0318DP2*	-----	9.5

Tech Info

Dimensions: 9-3/4" x3-1/2"
 Depth: 1-7/8"
 Screw Size: #10

* New Item

SPARE PARTS ORDERING INFORMATION

12 Volt Bulbs (2 per card): 0337012DP. 24 Volt Bulbs (2 per card): 0337014DP.
 120 Volt Bulbs (2 per card): 0337023DP. Socket: 0024DP1. Globe: 0318A0099D.
 Switches with Square Buttons (1 Each High and Low): 0318A0099E.





Fig. 0372 - L.E.D. Rail or Surface Mount Deck Spreader Light

CONSTRUCTION:

- Brushed Marinium Alloy or White PERKO-KOTE Finish
- Low Draw, Long Life L.E.D. Lighting
- 12 Volt L.E.D.



Rail or Surface Mount
with Rotating Bracket

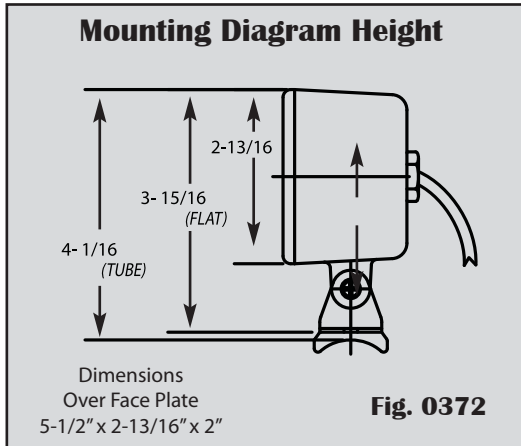


Fig. 0372

Tech Info

- 12 Volt, 9W
 - L.E.D. Beam: 15°
 - Lab Rated L.E.D. Life: 50,000 Hrs.
 - Screw Size: #8
- Dimensions (LxWxD):**
5-1/2" x 2-13/16" x 2"
Ht. from Rail Mt.: 4-1/16"
Ht. from Surface Mt.: 3-15/16"
See Diagram

AVAILABLE IN

For Complete
Ordering Info:
See Pgs R-183-184

Ordering Info

Finish	Dealer Pkg. 1 Pc. per Card	OEM Bulk Pkg. 1 Pc.	Ship Wt. Carton Lbs. DP/OEM Bulk
Plain Marinium	0372DP0MAR	0372000MAR	2.1/2.1
White Marinium	0372DP0WHT	0372000WHT	2.1/2.1

Fig. 0329 - Meal and Absent Light

CONSTRUCTION:

- Chrome Plated Bronze with Blue & White Glass Globes
- Double Contact Bayonet Sockets
- Blue Owner Absent Light and White Mealtime Light
- Replaces Blue and White Flags for Use at Night
- For Mounting on Main Starboard Yardarm
- Bulbs Not Included



Fig. 0329

Ordering Info

Std. Pkg. 1 Pc.	Ship Wt. Carton Lbs. Std. Pkg.
0329000CHR	2.8

Tech Info

- Bulb: 12 or 32 Volt
(Not Included)
O.D. Globe: 2-1/2"
Length Overall: 9"
Base Dimensions:
3-3/8" x 1-3/4"
Screw Size: #8

SPARE PARTS ORDERING INFORMATION

Required Bulbs For 12 Volt (2 per card): 0337011DP.
Required Bulbs For 32 Volt (1 per card): 0337018DP.
Blue Globe: 0250000BLU. White Globe: 0250000WHT.
Socket: 0024DP1.



2



Fig. 1040

Fig. 1040 - Adjustable Spreader Light

CONSTRUCTION:

- Molded Black Polymer Body
- Chrome Plated Brass Mounting Bracket
- Screw-in Lens Retaining Ring for Ease of Re-bulbing
- 12, 24 or 32 Volt Sealed Beam Unit Included

Ordering Info				
Voltage	Dealer Pkg. 1 Pc. per Card	Cards Per Pkg.	OEM Bulk Pkg. 10 Pcs.	Ship Wt. Carton Lbs. DP/OEM Bulk Pkg.
12	1040DP112V	5	104000112V	8.1/13.5
24	1040DP224V	2	104000224V	3.4/13.5
32	1040DP332V	2	104000332V	3.4/13.5

Tech Info
• 12, 24 or 32 Volt
• O.D.: 4-1/2"
• Depth: 4-1/2"
• Dimensions Bracket: 4-1/2" x 1"
• Screw Size: #12 R.H.

SPARE PARTS ORDERING INFORMATION

Sealed Beam Unit (12 Volt): 043200112V.
 Sealed Beam Unit (24 Volt): 043200224V.
 Sealed Beam Unit (32 Volt): 043200332V.



Fig. 0280 - Adjustable Spreader Light

CONSTRUCTION:

- Chrome Plated Brass
- 12, 24 or 32 Volt Sealed Beam Unit Included



Fig. 0280

Ordering Info				
Voltage	Dealer Pkg. 1 Pc. per Card	Cards Per Pkg.	OEM Bulk Pkg. 10 Pcs.	Ship Wt. Carton Lbs. DP/OEM Bulk Pkg.
12	0280DP112V	5	028000112V	6.5/10.1
24	0280DP224V	2	028000224V	2.7/10.1
32	0280DP332V	2	028000332V	2.7/10.1

Tech Info
• 12, 24 or 32 Volt
• O.D.: 4-5/8"
• Depth: 2-1/2"
• Dimensions Bracket: 5-3/8" x 3/4"
• Screw Size: #12 R.H.

SPARE PARTS ORDERING INFORMATION

Sealed Beam Unit (12 Volt): 043200112V.
 Sealed Beam Unit (24 Volt): 043200224V.
 Sealed Beam Unit (32 Volt): 043200332V.



Fig. 0265 - Fixed Spreader Light

CONSTRUCTION:

- Chrome Plated Bronze
- 12 Volt, 10 Watt Bulb Included or 12 Volt, 4.5 Watt L.E.D. (No Serviceable Parts)
- L.E.D. Lab Rated Life: 50,000 Hours



Fig. 0265
L.E.D.



Fig. 0265
Incandescent

Ordering Info			
Type	Dealer Pkg. 5 Pcs. 1 Pc. per Pkg.	OEM Bulk Pkg. 10 Pcs.	Ship Wt. Carton Lbs. DP/OEM Bulk Pkg.
Incandescent	0265DP0CHR	0265000CHR	2.2/3.7
L.E.D.	0265DPLCHR*	0265L00CHR*	0.7/0.7

Tech Info
12 Volt
O.D.: 2-3/4"
Depth: 1-3/8"
Screw Size: Incandescent #6 L.E.D. #4

SPARE PARTS ORDERING INFORMATION

Incandescent Bulbs (2 per card): 0070DP0CLR.
 Incandescent Socket Assembly: 026500099A.
 Incandescent Lens with O-Ring: 0284DP0CLR.

* L.E.D. Std. Pkg. 1 Pc.





Fig. 0432 - Sealed Beam Unit

Ordering & Tech Info						
Nominal Voltage	Wattage	Amps	Standard Pkg. 1 Piece	Bulb Length Inches	Mfg. Lamp No.	Ship Wt. Carton Lbs. Standard Pkg.
12	35	3	043200112V	2-3/4	4406	0.5
24	50	2	043200224V	2-3/4	4593	0.5
32	60	2	043200332V	2-3/4	4350	0.5

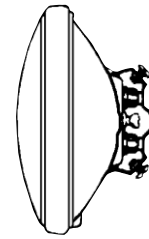


Fig. 0432

Fig. 0337 - Double Contact Bayonet Base Bulb - Clear

Ordering & Tech Info							
Nominal Voltage	Wattage	Amps	Dealer Pkg. 5 Cards	Bulbs per Card	Bulb Diameter Inches	Mfg. Lamp No.	Ship Wt. Carton Lbs. Dealer Pkg.
12	7	.58	0337011DP	2	3/4	90	0.4
12	11	.94	0337012DP	2	3/4	1004	0.5
12	18	1.53	0337R12DP*	2	1	1142R	0.5
12	17	1.44	0337013DP	2	1	1142	0.5
24	15	.63	0337014DP	1	1	306	0.4
32	13	.40	0337018DP	1	3/4	624	0.3
32	14	.43	0337019DP	1	1	1228	0.4
32	21	.66	0337020DP	1	1	1692	0.4
32	24	.74	0337021DP	1	1-3/8	1054	0.5
120	15	---	0337023DP	2	7/8	15T7	0.5



Fig. 0337

* Red Bulb

**Figs. 0067 & 0070 - Double Ended Festoon Bulbs
 Clear with Nickel Plated Brass Caps**

Ordering & Tech Info						
Nominal Voltage	Wattage	Amps	Dealer Pkg. 5 Cards 2 Bulbs per Card	Bulb Diameter Inches	Bulb Length Inches	Ship Wt. Carton Lbs. Dealer Pkg.
12	10	.74	0070DP0CLR	3/8	1-11/16	0.2
12	15	.97	0070DP1CLR	9/16	1-11/16	0.2
24	10	.42	0067DP1CLR	3/8	1-11/16	0.2



Fig. 0070

Fig. 0340 - Medium Screw Base Bulb

Ordering & Tech Info							
Nominal Voltage	Wattage	Amps	Standard Pkg. 6 Bulbs	Type	L.C.L. Inches	Mfg. Lamp No.	Ship Wt. Carton Lbs. Std. Pkg.
12	15	1.25	0340005FRD	A-17	2-3/8	15-A	0.6
12	25	2.08	0340006FRD	A-19	2-9/16	25-A	0.7
12	50	4.16	0340007FRD	A-21	3-7/16	50-A21	0.8
32	15	.47	0340011FRD	A-17	2-3/8	15-A	0.5
32	25	.78	0340012FRD*	A-19	2-9/16	25-A	0.4
32	50	1.56	0340013FRD*	A-21	3-7/16	50-A21	0.4



Fig. 0340

*Standard Pkg. - 2 Bulbs

**Note: For High Power Bulbs and Sealed Beam Units for Searchlights, See website.
 Electric Bulbs Are Not Returnable. Order Carefully.**

Note: Bulbs Must Be Ordered in Standard or Dealer Package Quantities Only!
 Bulbs for Navigation Lights Recreation Cat. 315-R Page R-67 and Commercial Cat. 315-C Page C-39



Fig. 0178 - L.E.D. Surface Mount Trim Tab Underwater Light

CONSTRUCTION:

- Non-Corrosive Molded Black Polymer Housing
 - White or Blue L.E.D.'s
- 8 Feet of 18 AWG Marine Grade Electrical Cable
 - Removable brackets can be positioned for horizontal or vertical mounting applications
- Trim Tab mounting allows for adjustability of the beam as the tab moves up and down
 - Mounting riser included in DP Package for use with lipped trim tabs for use with lipped trim tabs
- L.E.D.'s provide Longer Life, Less Heat and Use 1/10th the Energy of Standard Lights



Fig. 0178

Mounted on Trim Tab (Not Included)




Horizontal Mount



Vertical Mount




Shown with Mounting Riser



White or Blue L.E.D.'s



Shown on Trim Tab in the water



Ordering Info

Description	L.E.D. Color	Dealer Pkg. 1 Pkg.	Std. Pkg. - 1 Pc. OEM Bulk Pkg. 10 Pcs.	Ship Wt. Carton Lbs. DP/STD/OEM Bulk
Trim Tab Mount 1-Pk	White	0178DP1WHT	0178001WHT	0.7/0.7/5.0
Trim Tab Mount 2-Pk	White	0178DP2WHT	-----	1.8
Trim Tab Mount 1-Pk	Blue	0178DP1BLU	0178001BLU	0.7/0.7/5.0
Trim Tab Mount 2-Pk	Blue	0178DP2BLU	-----	1.8

Tech Info

- 12 Volt, 7.0W
- 75 Lumens, 324 C.P. - White
- 27 Lumens, 207 C.P. - Blue
- L.E.D. Beam: 15°
- Lab Rated L.E.D. Life: 50,000 Hrs.
- Dimensions: 4-1/8" x 1-5/16" x 1-1/4"
- Bolt Size: 8/32 P.H.



Fig. 0181 - Surface Mount L.E.D. Underwater Light

CONSTRUCTION:

- Lightweight Molded Polymer Body
- White or Blue L.E.D.'s
- Affordable, Rugged & Reliable
- Low Draw, Long Life L.E.D.
- Installs Easily with 3 Screws

**50,000 Hr.
Rated L.E.D.
Life**



**Fig. 0181
Profile**



Available for Retail Sale in Single or Double Pack



Fig. 0181 White



Fig. 0181 Blue



Installs with just
3 Screws (Not Included)



Ordering Info				
Description	L.E.D. Color	Dealer Pkg. 5 Pkgs.	OEM Bulk Pkg. 10 Pcs.	Ship Wt. Carton Lbs. DP/OEM Bulk
Surface Mount 1-Pk	White	0181DP1WHT	0181001WHT	3.4/4.6
Surface Mount 2-Pk	White	0181DP2WHT	-----	5.7
Surface Mount 1-Pk	Blue	0181DP1BLU	0181001BLU	3.4/4.6
Surface Mount 2-Pk	Blue	0181DP2BLU	-----	5.7

Tech Info
• 12 Volt, 4.5W
• 50 Lumens, 216 C.P. - White
• 18 Lumens, 138 C.P. - Blue
• L.E.D. Beam: 15°
• Lab Rated L.E.D. Life: 50,000 Hrs
• Projection: 1-1/4"
• Overall Dia.: 2-7/8"
• Screw Size: #8 R.H.



Fig. 0174 - Thru-Hull Mount Underwater Light
Fig. 0176 - L.E.D. Thru-Hull Mount Underwater Light

CONSTRUCTION:

- Polished or Chrome Plated Bronze Body and Mounting Ring
- 10 Feet of 16/2 Electrical Cable
- Safety Seal Design Prevents Water Intrusion in the Event of Glass Breakage
- Terminal for Bonding Wire
- Ignition Protected

Fig. 0174

- Two Bulb Options:
 - 25° Beam Bulb (3000 CB Candle Power)
 - 40° Beam Bulb (1700 CB Candle Power)
- Includes Green & Blue Lens Filters

Fig. 0176

- L.E.D.'s provide Longer Life, Less Heat and Use 1/10th the Energy of Standard Lights



Fig. 0174

Fig. 0176

Easy Access for Bulb Changes



Fig. 0077
Halogen Bulbs
 50 Watt - 25° Beam
 50 Watt - 40° Beam



Fig. 0078 L.E.D.
Color Lens Filters



Included in DP Pkg.



Ordering Info

Description	Bulb Beam	Dealer Pkg. 1 Pc. per Box	Std. Pkg. 1 Pc. per Box	Ship Wt. Carton Lbs.
Polished Bronze	25° & 40°	0174DP3PLB*	-----	5.1
Polished Bronze	25°	-----	0174003PLB	4.6
Polished Bronze	40°	-----	0174004PLB	4.6
Chrome Plated	25° & 40°	0174DP3CHR*	-----	5.1
Chrome Plated	25°	-----	0174003CHR	4.6
Chrome Plated	40°	-----	0174004CHR	4.6
Description		Dealer Pkg. 1 Pc. per Box	Std. Pkg. 1 Pc. per Box	Ship Wt. Carton Lbs. DP/Std. Pkg.
L.E.D. Polished Brnz	20°	0176DP3PLB	0176003PLB	5.0/4.6
L.E.D. Chrome Pltd	20°	0176DP3CHR	0176003CHR	5.0/4.6

Tech Info

- Length Overall: 6-3/4"
- Flange Dia.: 3-3/4"
- Mounting Hole Dia.: 2-3/8"
- Fig. 0174**
 - 12 Volt, 50W, 4.1 Amps
- 2 Bulb Options: 25° & 40° Beam
 - 800 Lumens
- Lab Rated Bulb Life: 5000 Hrs**
- Fig. 0176**
 - 12 Volt, 5W, 0.4 Amps
 - 85 Lumens
- Lab Rated Bulb Life: 50,000 Hrs

SPARE PARTS ORDERING INFORMATION

Fig. 0174: 12 Volt, 50 Watt, 25° Beam Bulb: 0077DP112V
 Fig. 0174: 12 Volt, 50 Watt, 40° Beam Bulb: 0077DP212V
 Fig. 0174: Blue & Green Lens Filter Kit & 2 O-Rings: 0174DP099A
24 Volt Bulb Options Available
 Fig. 0176: Replacement 12V L.E.D.: 0078DP112V
 Replacement Lens Kit (includes O-Ring): 0174DP1LNS
IGNITION PROTECTED Power Relay for use with up to 4 lights:
 (12 volt) 0061DP1RLY or (24 volt) 0061DP2RLY



Fig. 0061
Ignition Protected Relay

* Dealer Package includes both bulbs
 ** In Accordance with ANSI Standards



Fig. 0175 - Space Saver Thru-Hull Mount Underwater Light

Color Lens Filters



Included in Package

2

CONSTRUCTION:

- Polished or Chrome Plated Bronze Body and Mounting Ring
- 10 Feet of 18/2 Electrical Cable
- Safety Seal Design Prevents Water Intrusion in the Event of Glass Breakage
- Terminal for Bonding Wire
- Includes Green & Blue Lens Filters
- Ignition Protected

Smaller Space Saver Version



Easy Access for Bulb Changes



Fig. 0080 Halogen Bulb
35 Watt - 30° Beam

Proportional Relationship between Figs. 0174 & 0175

Ordering Info		
Description	Dealer Pkg. 1 Pc. per Box	Ship Wt. Carton Lbs. Dealer Pkg.
Polished Bronze	0175DP3PLB	2.3
Chrome Plated	0175DP3CHR	2.3
Description	Std. Pkg. 1 Pc. per Box	Ship Wt. Carton Lbs. Std. Pkg
Polished Bronze	0175003PLB	2.1
Chrome Plated	0175003CHR	2.1

Tech Info
• 12 Volt, 35W, 2.9 Amps
• Bulb 30° Beam
• 550 Lumens
• Lab Rated Bulb Life: 3500 Hrs.*
• Length Overall: 5-1/4"
• Flange Dia.: 2-7/8"
• Mounting Hole Dia.: 1-3/4"




Fig. 0174
Mounting Hole Dia.: 2-3/8"




Fig. 0175
Mounting Hole Dia.: 1-3/4"

SPARE PARTS ORDERING INFORMATION

12 Volt, 35 Watt, 30° Beam Bulb: 0080DP112V

24 Volt Bulb Options Available

Blue & Green Lens Filter Kit & 2 O-Rings: 0175DP099A

Replacement Lens Kit (includes O-Ring): 0175DP1LNS

IGNITION PROTECTED Power Relay for use with up to 4 lights:
(12 volt) 0061DP1RLY or (24 volt) 0061DP2RLY

* In Accordance with ANSI Standards



XR Series Xenon Searchlights 15 Inch 500 Watt and 19 Inch 1600 Watt

9304 Series

Remote
Distant Electric
Control Base



9854 Series



Solar-Ray® 19" Searchlight Options with either Wheel, Lever or Remote Electric Controls

1900 Series
Wheel or Lever/Gear
Control



For more Information on the XR Series and SolarRay® Series Searchlights
See Perko's Website: www.perko.com, Commercial Catalog 315-C or Contact the Factory.



Solar-Ray® Searchlights

10", 12" or 14" Diameter

**0883 Series
Deck Control**



**0884 Series
Lever Control**



**0885 Series
Wheel or Lever/Gear
Control**



**Sealed Beam Solar-Ray®
8" Diameter Searchlights**

Fig. 0305
For Lever
Control



Fig. 0313
For Wheel or
Lever/Gear
Control



Fig. 0314
**Pilot House Control
Searchlight**
7" or 8" Diameter



Fig. 0887
**14" With Remote
Distant Electric
Control Base**

For more Information on the XR Series and SolarRay® Series Searchlights
See Perko's Website: www.perko.com, Commercial Catalog 315-C or Contact the Factory.



3



Fig. 0534

Fig. 0535

Figs. 0534, 0535 & 0538 - Searchlights

CONSTRUCTION:

- Chrome Plated Brass Head
 - For 12, 24 or 32 Volts
- Tungsten or Halogen Bulb
 - Switch in Head

Fig. 0534 - Deck Control

- Chrome Plated Bronze Base
- 7 Inch Sealed Beam Bulb Included

Fig. 0535 - Pilot House Control

- Chrome Plated Bronze Base
- 7 Inch Sealed Beam Bulb Included
- Lever Handle Controls both Horizontal and Vertical Movement
 - Control Length: 7-1/2 Inches
- Maximum Ceiling Thickness: 4-1/2 Inches

Fig. 0538 - Deck Control

- Chrome Plated Brass Base
- 4-1/2 Inch Sealed Beam Bulb Included



Fig. 0538

Ordering & Tech Info

Voltage	O.D. Bulb Inches	Approx. Range Miles	Beam Candlepower	Wattage	Height Overall Inches	Base Dimension Inches	Catalog Number	Ship Wt. Carton Lbs. Std Pkg.
12	7	5/8	250,000	100	12-1/2	4-7/8 x 3-1/8	053400312V	9.0
24	7	3/4	470,000	450	12-1/2	4-7/8 x 3-1/8	053400324V	9.0
32	7	5/8	260,000	200	12-1/2	4-7/8 x 3-1/8	053400332V	9.0
12	7	5/8	250,000	100	-----	4-7/8 x 3-1/8	053500312V	9.0
24	7	3/4	470,000	450	-----	4-7/8 x 3-1/8	053500324V	9.0
32	7	5/8	260,000	200	-----	4-7/8 x 3-1/8	053500332V	9.0
12	4-1/2	1/4	50,000	30	7-1/2	3-1/2 O.D.	0538000CHR	1.5
12	4-1/2	1/3	100,000	50	7-1/2	3-1/2 O.D.	0538H00CHR*	1.5

*NOTE: "H" in the Catalog Number Designates a Halogen Bulb.



Fig. 0440 - Removable Hand Held Deck Control Searchlight

CONSTRUCTION:

- Chrome Plated Brass Head and Base
 - For 12 or 32 Volts
- 4-1/2 or 7 Inch Sealed Beam Bulb Included
- 8 Feet of Coiled Cord & Auxiliary Plug
 - Watertight Deck Connection
 - Switch in Head



Fig. 0440
No. 3 Shown

Ordering & Tech Info

Voltage	O.D. Bulb Inches	Approx. Range Miles	Beam Candlepower	Wattage	Height Overall Inches	Catalog Number	Ship Wt. Carton Lbs. Std Pkg.
12	4-1/2	1/4	50,000	30	7-1/2	044000112V	2.4
12	4-1/2	1/3	100,000	50	7-1/2	0440H0112V*	2.4
12	7	5/8	250,000	100	10	044000312V	5.5
32	7	5/8	260,000	200	10	044000332V	5.5

Base Diameter, 2-1/8 Inches.

*NOTE: "H" in the Catalog Number Designates a Halogen Bulb.

SPARE SEALED BEAM ORDERING INFORMATION

- 4-1/2 Inch Sealed Beam: 043300112V.
- 4-1/2 Inch Halogen Sealed Beam: 043500112V.
- Replacement Base: 0494000CHR
- 7 Inch Sealed Beam (12 Volt): 043300312V.
- 7 Inch Sealed Beam (24 Volt): 043300324V.
- 7 Inch Sealed Beam (32 Volt): 043300332V.





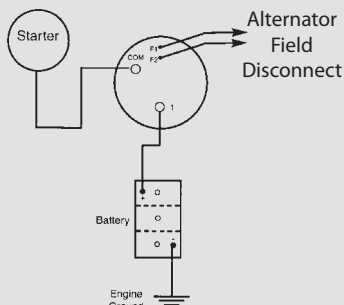
Battery disconnect switches help manage the overall use of electrical power onboard. They are used to connect or disconnect electrical devices from the electrical system. They help to prevent battery drain during periods of inactivity. They allow for a quick and easy way to shut down the entire electrical system in an emergency. An optional key lock helps to prevent unauthorized use of the vessel.

In addition to doing everything a battery disconnect switch does, battery selector switches permit battery selection (of two or more batteries) for specific purposes including starting engines, running accessories or even recharging. They allow for the use of one or more batteries in systems with one or more engines and facilitate putting batteries in parallel for emergency starting when one or both batteries are substantially discharged.

All Perko Battery disconnect switches and battery selector switches are UL listed, ignition protected and CE approved. This means they have been tested and certified by a respected outside agency, are designed to be used safely in a bilge where explosive fumes may be present, and meet all the requirements for use and sale throughout the world.

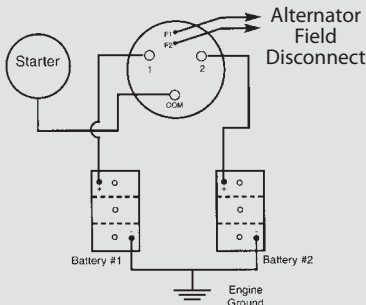
Perko battery switches are designed for surface mounting. Standard duty switches have a bright red polycarbonate housing for safety with a large easy-to-turn black knob. The housing of the heavy duty switches are red fiber-reinforced polycarbonate. Selector switches are designed with a "make before break" feature. This allows switching between the "1", the "all" and the "2" positions while the engine is running. Models with an "Alternator Field Disconnect" feature offer protection for Non-Unitized Alternators should the switch accidentally be turned to the "OFF" position with the engine running.

Diagram #1



**SINGLE ENGINE
SINGLE BATTERY**

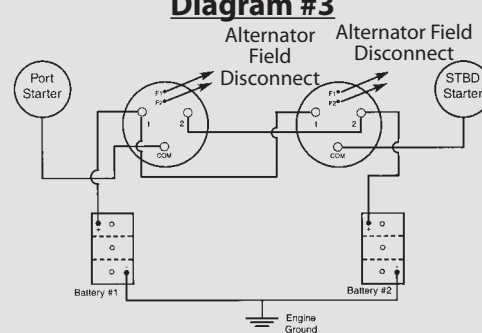
Diagram #2



**SINGLE ENGINE
TWO BATTERIES**

Switch Position indicates which battery (#1, All, #2) is connected to engine.

Diagram #3

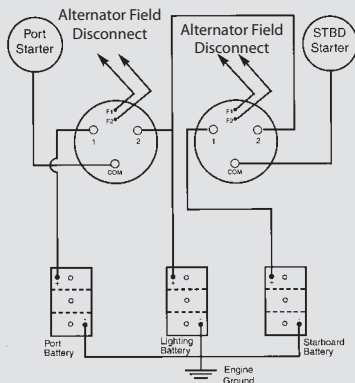


2 ENGINES, 2 BATTERIES, 2 SWITCHES.

This allows either engine to be started by either battery.

Port switch indicates which battery (#1, All, #2) is connected to the port engine and the starboard switch indicates which battery (#1, All, #2) is connected to starboard engine.

Diagram #4



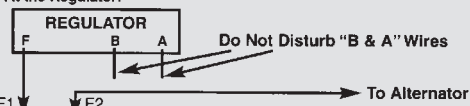
**2 ENGINES, 2 ENGINE BATTERIES,
1 SEPARATE BANK OF LIGHTING BATTERIES
AND 2 SWITCHES**

This allows both engines to be used to charge Lighting Batteries. Port switch indicates which battery (port only, port lighting only) is connected to the port engine and the starboard switch indicates which battery (starboard only, starboard lighting only) is connected to starboard engine.

Optional Alternator Field Disconnect

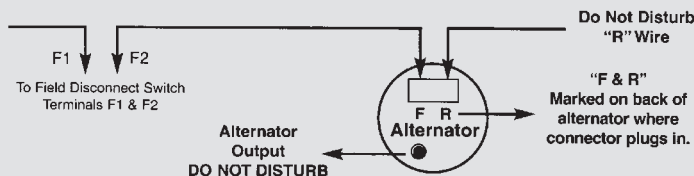
- A. Use minimum 14 awg wire, suitable for use in marine engine compartments.
- B. On systems with separate regulator, splice the field disconnect switch into the field wire "F" as shown:

1. At the Regulator:



To Field Disconnect Switch
Terminals F1 & F2

- 2. On unitized alternators with built-in regulator and 3 wire hook-up, splice the field disconnect switch into the field wire "F" as shown"



- C. On single wire alternators - a field disconnect cannot be installed.

On January 31, 1977 the U.S.C.G. Published Safety Standards for Marine Electrical Systems. These Standards Cover Such Technical Details As:

- Batteries and Associated Conductors
- Conductor Size and Ampacity
- Strain Relief and Pull Tests
- Termination Requirements
- Overcurrent Protection
- Ignition Protection
- Grounding
- Insulation

A particular electrical component may be affected by some or all of the above categories. Those categories related to product design have been complied with, however, many additional details must be considered by the installer of the equipment as well in order to achieve compliance with this standard. It is suggested that the actual standard be familiarized when installing equipment. Perhaps one of the most critical requirements is ignition protection. A product that is marked "Ignition Protected" can be used in that area of a boat that is not isolated from a gasoline fuel vapor source. Refer to the actual standard for a determination of what parts of a boat require Ignition Protected products.

If a product is not plainly marked "Ignition Protected" then assume it is not.

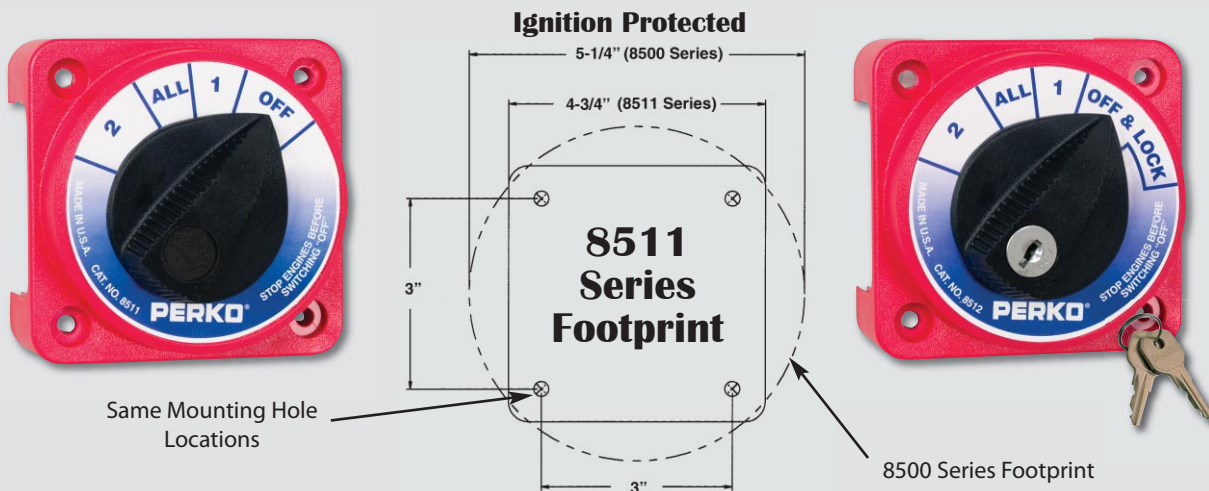
For Details On All Of The Above, Obtain The Following:
 U.S.C.G. Safety Standards For Electrical Systems
 CFR Title 33, Chapter 1, Subchapter S, Part 183, Subpart I

Compact Medium Duty Battery Switches

- Requires 1/3rd Less Space to Mount
- Higher Rating than Popular 8500 Series Switches
- Smooth Rotary Action



- Popular 90° Easy to Identify Position Rotation
- On/Off & Selector Versions
- Locking & Non-Locking Models





IGNITION PROTECTED

Protected by the following U.S. Patents; Design 260,637 - 4,280,028 - 4,424,424

For Use With 6 to 50 Volt Marine Electrical Systems
Higher Capacity - 315 AMPS Continuous, 450 AMPS Intermittent

- Same Bolt Pattern as Popular 8500 Series
- Smooth, Positive Position Selector
- Four removable skirt panels for easy cable access and mounting



Fig. 8511 - Compact Battery Selector Switch

Fig. 8512 - Compact Battery Selector Switch with Key Lock



Fig. 8511



Fig. 8512




Illustration of removable skirt panels

Ordering & Tech Info

	Dealer Pkg. 5 Pcs. 1 Pc. per Pkg.	OEM Bulk Pkg. 25 Pcs.	Dimensions Inches	Depth Inches	Ship Wt. Carton Lbs. DP/OEM Bulk	Alternator Field Disconnect
w/o Key Lock	8511DP	8511	4-3/4 sq.	1-7/8	4.9/21.9	No
Key Lock	8512DP	8512	4-3/4 sq.	1-7/8	5.2/23.1	No

Surface Mount Trim Ring: 8511TRMRNG

IGNITION PROTECTED

Protected by the following U.S. Patents; Design 260,637 - 4,280,028 - 4,424,424

For Use With 6 to 50 Volt Marine Electrical Systems
Higher Capacity - 315 AMPS Continuous, 450 AMPS Intermittent

- Same Bolt Pattern as Popular 9600 Series
- Smooth, Positive Position Selector
- Four removable skirt panels for easy cable access and mounting

Fig. 9611 - Compact Main Battery Disconnect Switch

Fig. 9612 - Compact Main Battery Disconnect Switch with Key Lock



Fig. 9611



Fig. 9612



Surface Mounting Trim Ring Available

Ordering & Tech Info

	Dealer Pkg. 5 Pcs. 1 Pc. per Pkg.	OEM Bulk Pkg. 25 Pcs.	Dimensions Inches	Depth Inches	Ship Wt. Carton Lbs. DP/OEM Bulk	Alternator Field Disconnect
w/o Key Lock	9611DP	9611	4-3/4 sq.	1-7/8	4.6/20.0	No
Key Lock	9612DP	9612	4-3/4 sq.	1-7/8	4.8/21.5	No

Surface Mount Trim Ring: 8511TRMRNG





IGNITION PROTECTED

Protected by the following U.S. Patents; Design 260,637 - 4,280,028 - 4,424,424

For Use With 6 to 50 Volt Marine Electrical Systems
Capacity - 250 AMPS Continuous, 360 AMPS Intermittent

- Fig. 8501 - Medium Duty Battery Selector Switch**
- Fig. 8502 - Medium Duty Battery Selector Switch with Key Lock**
- Fig. 8503 - Medium Duty Battery Selector Switch with Alternator Field Disconnect**
- Fig. 8504 - Medium Duty Battery Selector Switch with Alternator Field Disconnect and Key Lock**

When used with non-unitized alternators, these models will interrupt the field current (reducing the possibility of damage) if turned "OFF" with the engine running.



Fig. 8501



Fig. 8503



Fig. 8502



Fig. 8504



Fig. 0462 Spacer For Large Cables

Ordering & Tech Info

Features	Alternator Field Disconnect	Dealer Pkg.	OEM	Diameter Inches	Depth Inches	Ship Wt. Carton Lbs. DP/OEM Bulk Pkg.	
		5 Pcs. 1 Pc. per Pkg.	Bulk Pkg. 25 Pcs.				
w/o Key Lock	No	8501DP*	8501	5-1/4	2-5/8	5.0/21.5	
with Key Lock	No	8502DP	8502	5-1/4	2-5/8	5.2/23.1	
w/o Key Lock	Yes	8503DP	8503	5-1/4	2-5/8	5.0/21.5	
with Key Lock	Yes	8504DP	8504	5-1/4	2-5/8	5.4/24.0	
Description		Dealer Pkg. 5 Cards 1 Pc. per Card	OEM Bulk Pkg. 25 Pcs.	Length Inches	Width Inches	Height Inches	Ship Wt. Carton Lbs. DP/OEM Bulk
Spacer		0462DP0RED	0462000RED	13-3/4	1/4	5/8	0.9/2.7

* 25 Pack Master Carton Available



BATTERY SWITCHES AND ELECTRICAL PERKO® MEDIUM DUTY BATTERY DISCONNECT SWITCHES



IGNITION PROTECTED

Protected by the following U.S. Patents; Design 260,637 - 4,280,028 - 4,424,424

For Use With 6 to 50 Volt Marine Electrical Systems
Capacity - 250 AMPS Continuous, 360 AMPS Intermittent

- Fig. 9601 - Medium Duty Main Battery Disconnect Switch**
- Fig. 9602 - Medium Duty Main Battery Disconnect Switch with Key Lock**
- Fig. 9603 - Medium Duty Main Battery Disconnect Switch with Alternator Field Disconnect**
- Fig. 9604 - Medium Duty Main Battery Disconnect Switch with Alternator Field Disconnect and Key Lock**

When used with non-unitized alternators, these models will interrupt the field current (reducing the possibility of damage) if turned "OFF" with the engine running.

Fig. 9601



Fig. 9603



Fig. 9602



Fig. 9604

Ordering & Tech Info

Features	Alternator Field Disconnect	Dealer Pkg. 5 Pcs. 1 Pc. per Pkg.	OEM Bulk Pkg. 25 Pcs.	Diameter Inches	Depth Inches	Ship Wt. Carton Lbs. DP/OEM Bulk Pkg.	
w/o Key lock	No	9601DP	9601	5-1/4	2-5/8	4.7/20.4	
with Key lock	No	9602DP	9602	5-1/4	2-5/8	5.0/21.5	
w/o Key lock	Yes	9603DP	9603	5-1/4	2-5/8	4.7/21.3	
with Key lock	Yes	9604DP	9604	5-1/4	2-5/8	5.0/21.3	
Description	Alternator Field Disconnect	Dealer Pkg. 5 Cards 1 Pc. per Card	OEM Bulk Pkg. 25 Pcs.	Length Inches	Width Inches	Height Inches	Ship Wt. Carton Lbs. DP/OEM Bulk
Spacer	0462DP0RED	0462000RED	13-3/4	1/4	5/8	0.9/2.7	



Fig. 0462 Spacer For Large Cables



Fig. 8603

IGNITION PROTECTED

Protected by the following U.S. Patents; Design 260,637 - 4,280,028 - 4,424,424

Fig. 8603 - Heavy Duty Battery Selector Switch with Alternator Field Disconnect

Capacity - Rated 380 AMPS Continuous, 850 AMPS Intermittent (5 Minutes On, 5 Minutes Off)

For Use With 6 to 50 Volt Marine Electrical Systems

Ordering & Tech Info

Dealer Pkg. 2 Pcs. 1 Pc. per Pkg.	Dimension Inches	Depth Inches	Ship Wt. Carton Lbs. Dealer Pkg.	Alternator Field Disconnect
8603DP	5-1/4 sq.	3-3/8	5.0	Yes



IGNITION PROTECTED

Protected by the following U.S. Patents; Design 260,637 - 4,280,028 - 4,424,424

Fig. 9703 - Heavy Duty Battery Disconnect Switch with Alternator Field Disconnect

Capacity - Rated 450 AMPS Continuous, 1200 AMPS Intermittent (15 Seconds On, 5 Minutes Off)

For Use With 6 to 50 Volt Marine Electrical Systems



Fig. 9703

Ordering & Tech Info

Dealer Pkg. 2 Pcs. 1 Pc. per Pkg.	Dimension Inches	Depth Inches	Ship Wt. Carton Lbs. Dealer Pkg.	Alternator Field Disconnect
9703DP	5-1/4 sq.	3-3/8	5.0	Yes



Fig. 0701 - Push Button Switch

CONSTRUCTION:

- Black Polymer with Weather Resistant Cover
- Rated for 10 Amps at 12, 24 and 32 Volts
- Push-On, Push-Off

Ordering & Tech Info			
Maximum Thickness of Panel	Diameter Neck Inches	Dealer Pkg. 10 Cards 1 Pc. per Card	Ship Wt. Carton Lbs. Dealer Pkg.
1/8	3/8	0701DP	0.6

Fig. 0701



Figs. 0514/0688 - Toggle Switches

CONSTRUCTION:

- Nickel Plated Brass Toggle with Chrome Plated Face Nut
- Single Pole, Single Throw (Off-On)
- Fig. 0514 Rated for 6 Amps at 12, 24 and 32 Volts
- Fig. 0688 Rated for 20 Amps at 12, 24 and 32 Volts

Ordering & Tech Info					
Rating	Max. Thickness of Panel Inches	Diameter Neck Inches	Mounting Hole Dia. Inches	Dealer Pkg. 10 Cards 1 Pc. per Card	Ship Wt. Carton Lbs. Dealer Pkg.
6 Amps	5/16	7/16	1/2	0514DP	1.0
20 Amps	3/16	7/16	1/2	0688DPONKL	1.1

Fig. 0514



Fig. 0688

Important Note: None of the above Switches are Ignition Protected. See Page R-88.

Fig. 0786 - In-Line Fuse Holder

CONSTRUCTION:

- Molded Polymer
- Rated for 20 Amps at 12, 24 and 32 Volts For 1/4" x 1-1/4" Fuses
- 12 Volt, 20 Amp Fuse and 7-1/2 Inch Wire Lead Included

Ordering & Tech Info			
Length Inches	Diameter Inches	Dealer Pkg. 10 Cards 1 Pc. per Card	Ship Wt. Carton Lbs. Dealer Pkg.
2-1/8	11/16	0786DP	0.8



Fig. 0786

Figs. 1189 & 1190 - Watertight Deck Connections

CONSTRUCTION:

Fig. 1189 - Chrome Plated Brass

Fig. 1190 - Chrome Plated Zinc Alloy

- Rated for 15 Amps at 12, 24 and 32 Volts Polarized Double Contact Connector
- Flange Gasket with Integral Waterproof Cap for Base When Plug is Removed

Ordering & Tech Info						
Material	Diameter Inches	Height Inches	Dealer Pkg. 10 Cards 1 Pc. per Card	OEM Bulk Pkg. 50 Pcs.	Screw Size	Ship Wt. Carton Lbs. DP/OEM Bulk Pkg.
Chrome Brass	1-5/8	1-3/16	1189DP0CHR	1189000CHR	6	1.8/6.0
Chrome Zinc	1-5/8	1-3/16	1190DP0CHR	1190000CHR	6	1.9/7.0

Note: These Items Are Not Ignition Protected.

SPARE PARTS ORDERING INFORMATION

Connector with Cover: 1189DP099A. Connector Only: 0042.



Fig. 1189 Chrome Plated Brass

Fig. 1190 Chrome Plated Zinc

Important Note: All of the Above Items Conform to U.S.C.G. Electrical Standards. See Page R-88.



Fig. 0424
Chrome Plated Brass
Fig. 1191
Chrome Plated Zinc

Figs. 0424 & 1191 - Watertight Cable Outlets

CONSTRUCTION:

Fig. 0424 Chrome Plated Brass

Fig. 1191 Chrome Plated Zinc Alloy

- For 5/16 Inch O.D. Cable

- Equipped with Rubber Grommet for Watertight Passage of Cable

Ordering & Tech Info

Material	Diameter Base Inches	Dealer Pkg. 10 Cards 1 Pc. per Card	Screw Size	Ship Wt. Carton Lbs. Dealer Pkg.
Chrome Brass	1-1/4	0424DP0CHR	4	1.1
Chrome Zinc	1-1/4	1191DP0CHR	4	1.1

Fig. 0196 - Polymer Cable Strap

CONSTRUCTION:

- Black Polymer
- Ultra-Violet Stabilized for Weather Resistance
- Eliminates the Need for Insulating Cushion



Fig. 0196

Ordering & Tech Info

I.D. Inches	Dealer Pkg. 10 Cards 10 Pcs. per Card	OEM Bulk Pkg. 500 Pcs.	Ship Wt. Carton Lbs. DP/OEM Bulk Pkg.
3/16	0196DP1	0196001	0.6/1.1
1/4	0196DP2	0196002	0.6/1.2
5/16	0196DP3	0196003	0.7/1.3
3/8	0196DP4	0196004	0.7/1.4
1/2	0196DP5	0196005	0.9/1.7
5/8	0196DP6	0196006	1.0/2.1
3/4	0196DP7	0196007	1.0/2.5

Width all sizes - 1/2 inch

Note: This Item Conforms to U.S.C.G. Electrical Standards. See page R-88.



Fig. 0163
Single



Fig. 0164
Double



Fig. 0165
Triple

Figs. 0163, 0164, 0165 - Line Support Clips

CONSTRUCTION:

- Aluminum with Synthetic Rubber Cushion

Ordering & Tech Info

For O.D. Line Inches	Width Inches	Single Dealer Pkg. - 10 Cds. 10 Pcs. per Card	Double Dealer Pkg. - 10 Cds. 10 Pcs. per Card	Triple Dealer Pkg. - 10 Cds. 10 Pcs. per Card	Ship Wt. Carton Lbs. 0163/0164/0165
3/16	3/8	0163DP1ALU	0164DP1ALU	-----	0.9/1.1/--
1/4	3/8	0163DP2ALU	0164DP2ALU	-----	1.0/1.3/--
5/16	1/2	0163DP3ALU*	0164DP3ALU	0165DP3ALU	1.1/1.4/1.8
3/8	1/2	0163DP4ALU*	0164DP4ALU	0165DP4ALU	1.6/1.9/2.6
1/2	1/2	0163DP5ALU	0164DP5ALU*	0165DP5ALU*	2.0/2.5/3.1
5/8	1/2	0163DP6ALU*	-----	-----	2.6/--/--

*OEM Package - 500 Pcs. Replace "DP" with "00" When Ordering

Note: This Item Conforms to U.S.C.G. Electric & Fuel Standards

**FOG HORN, WHISTLE, PORTLIGHT CHAIN AND WEATHERSTRIPPING**

Note: Figs. 0162 & 0349 Conform to A.B.Y.C. Standard A-23 in Accordance with the '72 COLREGS and U.S. Inland Rules for Use on Vessels Under 5 Meters (16.4 ft.) in Length.

Fig. 0162 - Fog Horn**CONSTRUCTION:**

- Aluminum with White Baked Enamel Finish
- Nylon Mouthpiece

**Fig. 0162**

5

Ordering & Tech Info

Length Inches	Dealer Pkg. - 10 Bags 1 Pc. per Bag	Ship Wt. Carton Lbs. Dealer Pkg.
12-1/2	0162DP0WHT	1.6

Fig. 0349 - "Ball Type" Whistle**CONSTRUCTION:**

- Orange Polymer
- 3/4" O.D. Stainless Steel Ring

**Fig. 0349****Ordering Info**

Dealer Pkg. - 10 Cds. 1 Pc. per Card	OEM Bulk Pkg. 100 Pcs.	Ship Wt. Carton Lbs. DP/OEM Bulk Pkg.
0349DP	0349	0.9/3.4

Tech Info

- Length: 2-1/4"
- Width: 3/4"

Fig. 0441 - Portlight Chain**CONSTRUCTION:**

- Stainless Steel Chain with Chrome Plated Fittings

**Fig. 0441****Ordering Info**


Dealer Pkg. 10 Cds. 1 Pc. per Card	OEM Bulk Pkg. 50 Pcs.	Ship Wt. Carton Lbs. DP/OEM Bulk Pkg.
0441DP0CHR	0441000CHR	0.7/3.9

Tech Info

- Length: 7"
- Length Strap: 1-7/8"
- Screw Size: #8

Fig. 0461 - Portlight Weatherstripping**CONSTRUCTION:**

- Open Cell Foam Rubber
- Supplied in Ten Foot Lengths

**Fig. 0461****Ordering Info**

Standard Pkg. 10 ft. Length	Ship Wt. Carton Lbs. Standard Pkg.
0461	0.4

Tech Info

- Max Width: 7/16"
- Min. Width: 1/4"
- Height: 3/8"

The 8 and 12 Inch Bells Listed on This Page Have Been Reviewed by the U.S. Coast Guard and Comply with C.G. 169 Regulations for Sound Signal Appliances as Required by Annex III Paragraph 2 of the '72 Colregs. The 8 Inch Size is for Use on Vessels Under 20 Meters (65.6 ft.) in Length. The 12 Inch Size is for Use on Vessels of any Length.

Fig. 0420 Polished



Fig. 0420 Chrome

Fig. 0420 - Fog Bell

CONSTRUCTION:

- Cast Bronze
- Chrome Plated or Polished
- Medium Weight
- Removable

Ordering & Tech Info

Bottom Diameter Inches	Height Overall Inches	Polished Bronze Std. Pkg. - 1 Pc.	Chrome Plated Bronze Std. Pkg. - 1 Pc.	Ship Wt. Carton Lbs.
6	5	0420006POL	0420006CHR	3.8
8	6-1/8	0420008POL	0420008CHR	8.7

Screw Size #8 F.H.

Fig. 0150 - Fog Bell

CONSTRUCTION:

- Cast Bronze
- Chrome Plated, Plain or Polished
- Heavy Weight
- Removable



Fig. 0150 Chrome

Ordering & Tech Info

Bottom Diameter Inches	Height Overall Inches	Plain Bronze Std. Pkg. 1 Pc.	Polished Bronze Std. Pkg. 1 Pc.	Chrome Plated Bronze Std. Pkg. 1 Pc.	Ship Wt. Carton Lbs.
8	8	0150008PLB	0150008POL	0150008CHR	9.5
12	12	0150012PLB	0150012POL	0150012CHR	36.0

Screw Size 1/4" F.H.

SPARE PARTS ORDERING INFORMATION

For complete Spare Part No. Insert Finish Code:

P or PLB, for Plain Bronze or Brass Finish (i.e. 0420P0699A or 0127000PLB).
 B or POL, for Polished Bronze or Brass Finish (i.e. 0420B0699A or 0127000POL).
 C or CHR, for Chrome Plated Finish (i.e. 0420C0699A or 0127000CHR).

ARMS		WALL PLATES		CLAPPERS		EYE BOLTS		ACORN NUTS	
Figure No.	Spare Part No.	Spare Part No.	Spare Part No.	Spare Part No.	Spare Part No.	Spare Part No.	Spare Part No.	Spare Part No.	Spare Part No.
0420-6"	0420_0699A	0127000_---	0127000_---	0153008CHR	0113000CHR	0465004_---			
0420-8"	0171000_---	0127000_---	0127000_---	0144000_---	0123000PLB	0465008_---			
0150-8"	0171000_---	0127000_---	0127000_---	0144000_---	123000PLB	0465008_---			
0150-12"	0150_1299A	0150_1299B	0150_1299B	0172000_*	0172000_*	0465009_---			
0158-12"	0158_99A*	0158_0099A*	0158_0099A*	0172000_*	0172000_*	0465009_---			
0158-14"	0158_99A*	0158_0099A*	0158_0099A*	0172000_*	0172000_*	0465009_---			
0179	017900099A*	017900099A*	017900099A*	0144000_---	017900099B	0465008_---			
0159-6"	0159_0099A	0166000_---	0166000_---	0159C0699B	0113000CHR	0465004_---			
0159-8"	0159_0099A	0166000_---	0166000_---	0153008_---	0113000CHR	0465004_---			
	*Includes Wall Bracket	*Includes Arm		*Includes Eye Bolt	*Includes Clapper				



The 8 and 12 Inch Bells Listed on This Page Have Been Reviewed by the U.S. Coast Guard and Comply with C.G. 169 Regulations for Sound Signal Appliances as Required by Annex III Paragraph 2 of the '72 Colregs. The 8 Inch Size is for Use on Vessels Under 20 Meters (65.6 ft.) in Length. The 12 & 14 Inch Sizes are for Use on Vessels of any Length.

Fig. 0158 - Fog Bell

CONSTRUCTION:

- Cast Bronze
- Chrome Plated, Plain or Polished
- Heavy Weight
- Fixed Mounting



Fig. 0158 Polished



5

Ordering & Tech Info

Bottom Diameter Inches	Height Overall Inches	Plain Bronze Std. Pkg. 1 Pc.	Polished Bronze Std. Pkg. 1 Pc.	Chrome Plated Bronze Std. Pkg. 1 Pc.	Ship Wt. Carton Lbs.
12	12	0158012PLB	0158012POL	0158012CHR	37.0
14	14	0158014PLB	0158014POL	0158014CHR	41.5

Screw Size 1/4" R.H.

Fig. 0179 - Fog Bell

CONSTRUCTION:

- Wrought Brass
- Plain Brass Finish
- Light Weight
- Fixed Mounting

Ordering & Tech Info

Bottom Diameter Inches	Height Overall Inches	Standard Pkg. 1 Pc.	Ship Wt. Carton Lbs. Std. Pkg.
12	8	0179012PLB	7.3

Screw Size #12 R.H.



Fig. 0179

Fig. 0159 - Fog Bell

CONSTRUCTION:

- Stamped Brass
- Plain or Chrome Plated
- Light Weight
- Removable

Ordering & Tech Info

Bottom Diameter Inches	Height Overall Inches	Chrome Plated Dealer Pkg. - 2 Pcs. 1 Pc. per Pkg.	Plain Brass Dealer Pkg. - 2 Pcs. 1 Pc. per Pkg.	Ship Wt. Carton Lbs.
6	4	0159DP6CHR	0159DP6PLB	3.4
8	5	0159DP8CHR*	0159DP8PLB*	6.0

2 piece bulk package available
 Screw Size #4 F.H.



Fig. 0159 Chrome

Fig. 0159 Plain



Fig. 0707

Fig. 0707 - Ventilator

CONSTRUCTION:

- Chrome Plated Brass Frame & Screen

Ordering Info		
Dealer Pkg. 10 Cards 1 Pc. per Card	OEM Bulk Pkg. 25 Pcs.	Ship Wt. Carton Lbs. DP/OEM Bulk
0707DP0CHR	0707000CHR	1.8/3.4

Tech Info
• Dimensions: • 7-1/4" x 1-1/2" • Screw Size: #8




Fig. 0330

Fig. 0330 - Locker Ventilator

CONSTRUCTION:

- Chrome Plated Brass or Stainless Steel

Ordering Info			
Finish	Dealer Pkg. 10 Cards 1 Pc. per Card	OEM Bulk Pkg. 100 Pcs.	Ship Wt. Carton Lbs. DP/OEM Bulk
Chrome	0330DP1CHR	0330001CHR	0.9/4.2
Chrome	0330DP2CHR	0330002CHR	1.6/7.1
Stainless	0330DP1STS	0330001STS	0.9/4.2
Stainless	0330DP2STS	0330002STS	1.5/6.7

Tech Info
• O.D. Size 1: 2-1/2" • O.D. Size 2: 3-1/4" • Screw Size: #6 R.H.



Fig. 0550

Fig. 0550 - Transom or Locker Ventilator

CONSTRUCTION:

- Chrome Plated Brass or Stainless Steel

Ordering Info			
Finish	Dealer Pkg. 10 Cards 1 Pc. per Card	OEM Bulk Pkg. 25 Pcs.	Ship Wt. Carton Lbs. DP/OEM Bulk
Chrome	0550DP0CHR	0550000CHR	2.3/3.9
Stainless	0550DP0STS	0550000STS	2.3/3.9

Tech Info
• Dimensions: • 7" x 2-1/2" • Screw Size: #8



Fig. 1271

Fig. 1271 - Transom or Locker Ventilator

CONSTRUCTION:

- Chrome Plated Zinc Alloy
- Anodized Aluminum Expanded Mesh Screen

Ordering Info		
Dealer Pkg. 10 Cards 1 Pc. per Card	OEM Bulk Pkg. 25 Pcs.	Ship Wt. Carton Lbs. DP/OEM Bulk
1271DP0CHR	1271000CHR	2.4/4.6

Tech Info
Dimensions: 6" x 2" Screw Size: #8



Fig. 1238

Fig. 1238 - Transom or Locker Ventilator

CONSTRUCTION:

- Chrome Plated Zinc Alloy
- Anodized Aluminum Grill-Type Screen

Ordering Info		
Dealer Pkg. 10 Cards 1 Pc. per Card	OEM Bulk Pkg. 50 Pcs.	Ship Wt. Carton Lbs. DP/OEM Bulk
1238DP0CHR	1238000CHR	3.7/13.0

Tech Info
Dimensions: 8-3/8" x 2-1/4" Screw Size: #8



Fig. 0334 - Louver Ventilator

CONSTRUCTION:

- Chrome Plated Brass or Stainless Steel

Ordering & Tech Info					
Finish	Dimensions Inches	Length Louvers Inches	Dealer Pkg.	OEM Bulk Pkg.	Ship Wt. Carton Lbs. DP/OEM Bulk
			5 Cards 1 Pc. per Card	10 Pcs.	
Chrome Brass	3 x 2-1/2	2	0334002DP	0334002CHR	0.5/0.8
Chrome Brass	4 x 2-1/2	3	033402ADP	033402ACHR	0.7/1.1
Chrome Brass	5-1/2 x 2-1/2	2	0334004DP	0334004CHR	0.9/1.4
Chrome Brass	7-1/2 x 2-1/2	3	033404ADP	033404ACHR	1.3/2.1
Chrome Brass	8 x 2-1/2	2	0334006DP	0334006CHR	1.4/2.3
Chrome Brass	11 x 2-1/2	3	033406ADP	033406ACHR	2.0/3.2
Stainless Steel	3 x 2-1/2	2	0334002DPS	0334002STS	0.5/0.9
Stainless Steel	4 x 2-1/2	3	033402ADPS	033402ASTS	0.7/1.1
Stainless Steel	5-1/2 x 2-1/2	2	0334004DPS	0334004STS	0.9/1.4
Stainless Steel	7-1/2 x 2-1/2	3	033404ADPS	033404ASTS	1.3/2.1
Stainless Steel	8 x 2-1/2	2	0334006DPS	0334006STS	1.4/2.3
Stainless Steel	11 x 2-1/2	3	033406ADPS	033406ASTS	2.0/3.2




Fig. 0334

Screw Size #4 R.H.

Fig. 0335 - Louver Ventilator

CONSTRUCTION:

- Chrome Plated Brass or Stainless Steel

Ordering & Tech Info					
Finish	Dimensions Inches	Length Louvers Inches	Dealer Pkg.	OEM Bulk Pkg.	Ship Wt. Carton Lbs. DP/OEM Bulk
			5 Cards 1 Pc. per Card	10 Pcs.	
Chrome Brass	3 x 3	2	0335003DP	0335003CHR	0.7/1.0
Chrome Brass	4 x 3-1/2	3	033503ADP	033503ACHR	1.1/1.8
Chrome Brass	5-1/2 x 3	2	0335006DP	0335006CHR	1.2/1.8
Chrome Brass	7-1/2 x 3-1/2	3	033506ADP	033506ACHR	1.8/3.0
Chrome Brass	8 x 3	2	0335009DP	0335009CHR	1.7/2.7
Chrome Brass	11 x 3-1/2	3	033509ADP	033509ACHR	2.6/4.3
Stainless Steel	3 x 3	2	0335003DPS	0335003STS	0.7/1.0
Stainless Steel	4 x 3-1/2	3	033503ADPS	033503ASTS	1.1/1.8
Stainless Steel	5-1/2 x 3	2	0335006DPS	0335006STS	1.2/1.8
Stainless Steel	7-1/2 x 3-1/2	3	033506ADPS	033506ASTS	1.8/3.0
Stainless Steel	8 x 3	2	0335009DPS	0335009STS	1.7/2.7
Stainless Steel	11 x 3-1/2	3	033509ADPS	033509ASTS	2.6/4.3




Fig. 0335

Screw Size #4 R.H.

Fig. 0336 - Louver Ventilator

CONSTRUCTION:

- Chrome Plated Brass or Stainless Steel

Ordering & Tech Info					
Finish	Dimensions Inches	Length Louvers Inches	Dealer Pkg.	OEM Bulk Pkg.	Ship Wt. Carton Lbs. DP/OEM Bulk
			5 Cards 1 Pc. per Card	10 Pcs.	
Chrome Brass	3 x 3-3/4	2	0336004DP	0336004CHR	0.9/1.3
Chrome Brass	4 x 4-3/8	3	033604ADP	033604ACHR	1.3/2.0
Chrome Brass	3 x 4-1/2	2	0336005DP	0336005CHR	1.0/1.0
Chrome Brass	4 x 5-3/8	3	033605ADP	033605ACHR	1.5/2.4
Chrome Brass	3 x 5-1/4	2	0336006DP	0336006CHR	1.2/1.5
Chrome Brass	4 x 6-3/8	3	033606ADP	033606ACHR	1.8/2.9
Stainless Steel	3 x 3-3/4	2	0336004DPS	0336004STS	0.9/1.3
Stainless Steel	4 x 4-3/8	3	033604ADPS	033604ASTS	1.3/2.0
Stainless Steel	3 x 4-1/2	2	0336005DPS	0336005STS	1.0/1.0
Stainless Steel	4 x 5-3/8	3	033605ADPS	033605ASTS	1.5/2.4
Stainless Steel	3 x 5-1/4	2	0336006DPS	0336006STS	1.2/1.5
Stainless Steel	4 x 6-3/8	3	033606ADPS	033606ASTS	1.8/2.9



Fig. 0336

Screw Size #4 R.H.



Fig. 1312

Fig. 1312 - Cowl Ventilator

- Chrome Plated Zinc Alloy Cowl with Black Polymer Base
- 3" Duct Threads into Neck, Hose Clamps Not Required

Ordering Info			
Cowl Opening Square Inches	Dealer Pkg. 5 Cards 1 Pc. per Card	OEM Bulk Pkg. 50 Pcs.	Ship Wt. Carton Lbs. DP/OEM Bulk
8	1312DP0CHR	1312000CHR	5.2/42.5

Tech Info
• Length: 5-3/4"
• Width: 4-3/8"
• Height: 2-5/8"
• Screw Size: #8

5



Fig. 0870

Fig. 0870 - Cowl Ventilator

- Chrome Plated Zinc Alloy Cowl with Black PERKO•KOTE Base
- 3" Duct Threads into Neck, Hose Clamps Not Required

Ordering Info			
Cowl Opening Square Inches	Dealer Pkg. 1 Pc.	OEM Bulk Pkg. 5 Pcs.	Ship Wt. Carton Lbs. DP/OEM Bulk
7-1/3	0870DP0CHR	0870000CHR	1.4/7.0

Tech Info
• Length: 5-1/8"
• Width: 4"
• Height: 3-7/8"
• Screw Size: #10



Fig. 0510

Fig. 0510 - Cowl Ventilator

- Polished or Chrome Plated Brass, Cast Bronze Deck Plate
- Internal Thumb Screw Allows Cowl to be Locked in any Position
- Ventilators are Painted White Inside Only

Ordering Info		
Polished Brass Standard Pkg. - 1 Pc.	Chrome Plated Brass Standard Pkg. - 1 Pc.	Ship Wt. Carton Lbs. POL/CHR
0510004POL	0510004CHR	6.5/6.2

For Spare Deck Plates, Covers and Keys; Refer to Fig. No. 0526, Pg R-118.

Tech Info
• I.D. Deck Plate: 4"
• O.D. Deck Plate: 7-1/16"
• Dia. Cowl: 8"
• Width Opening: 8"
• Height Opening: 11"
• Screw Size: #10

Fig. 0315 - Clam Shell Ventilator

- Chrome Plated Brass or Stainless Steel



Fig. 0315

Ordering & Tech Info						
Dimensions Base Inches	Height Opening Inches	Width Opening Inches	Dealer Pkg. 10 Cards 1 Pc. per Card	OEM Bulk Pkg. 100 Pcs.	Screw Size	Ship Wt. Carton Lbs. DP/OEM Bulk
Chrome Brass						
1-5/8 x 1-1/2	7/16	7/8	0315DP1CHR	0315001CHR	4	0.8/3.3
2 x 2	9/16	1-1/8	0315DP2CHR	0315002CHR	6	1.3/8.3
Stainless Steel						
1-5/8 x 1-1/2	7/16	7/8	0315DP1STS	0315001STS	4	0.8/2.6
2 x 2	9/16	1-1/8	0315DP2STS	0315002STS	6	1.1/2.7

Fig. 0339 - Clam Shell Ventilator

- Chrome Plated Brass



Fig. 0339

Ordering Info		
Dealer Pkg. 5 Cards 1 Pc. per Card	OEM Bulk Pkg. 25 Pcs.	Ship Wt. Carton Lbs. DP/OEM Bulk
0339DP0CHR	0339000CHR	2.2/8.5

Tech Info
• Dimensions Base: 4" x 3-3/4"
• Width Opening: 2-1/2"
• Height Opening: 1-5/8"
• Screw Size: #6



Fig. 0456 - FlushPro™ Marine Engine Flushing & Winterizing Valve
Fig. 0457 - FlushPro™ Marine Engine Flushing & Winterizing Kit

CONSTRUCTION:

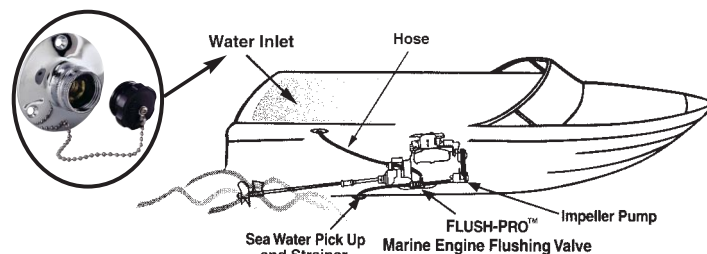
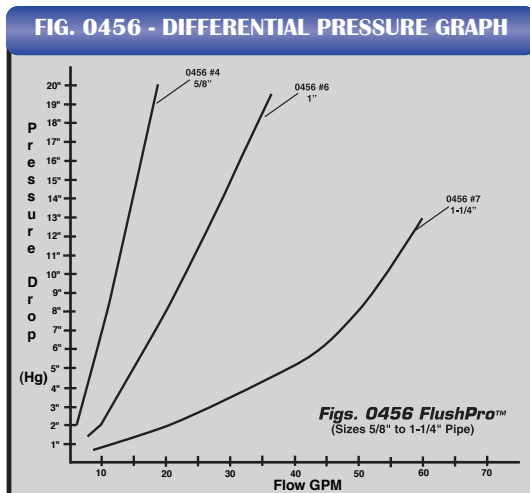
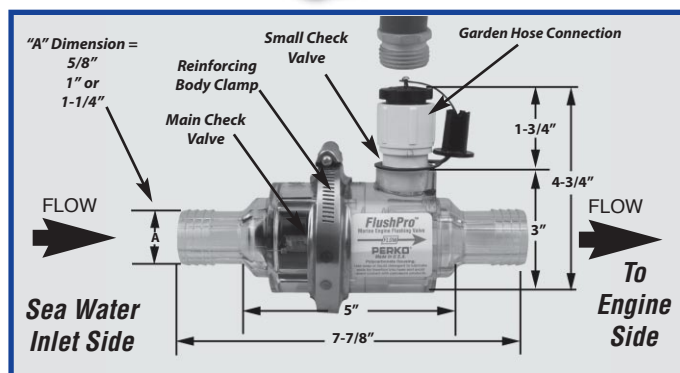
- Clear Polymer
- Stainless Steel Spring
- Available for Standard 5/8", 1" or 1-1/4" Hose Sizes

Freshwater Flushing of Your Inboard is as Simple as Connecting a Garden Hose

- Flush your boat engine safely and easily
- Transparent body allows for visual inspection of water flow
- Durable check valve system activated by water pressure from a garden hose
- Check valve automatically shuts off hull intake when water pressure is applied
- Adapter supplied with FlushPro™ makes winterizing your boat easy
- Can be used with onboard generators



Fig. 0456



Hose Fittings and Clamps



Fig. 0457
Kit Includes:
 FlushPro™ Valve with Hose Clamps

Ordering & Tech Info

Includes	"A" Dimension For Hose Size Inches	Dealer Pkg. 1 Pc.	OEM Bulk Pkg. 5 Pcs.	Ship Wt. Carton Lbs. DP/OEM Bulk Pkg.
Valve	5/8	0456DP4	0456004	1.3/3.5
Valve	1	0456DP6	0456006	1.4/3.6
Valve	1-1/4	0456DP7	0456007	1.5/3.7
Valve & Kit	5/8	0457DP4	0457004	2.9/11.5
Valve & Kit	1	0457DP6	0457006	3.0/11.6
Valve & Kit	1-1/4	0457DP7	0457007	3.1/11.7





PERKO Flushing strainers are designed for easy installation and cleaning. Features include mounting lugs cast into both sides to assure universal mounting, four outside tie rods and a 316 stainless steel strainer basket to minimize electrolysis. The diameter of the screen holes is 0.079" providing 47% open area, among the highest in the industry for cylindrical strainer baskets. Hinged lugs for the cast bronze cover permit easy removal and cleaning of the strainer basket. A drain plug in the bottom casting is provided for easily removing sediment and draining for winterizing.

Fig. 0593 - Flushing Strainer Fresh Water Flushes your Inboard or Generator Simply and Easily


CONSTRUCTION:

- Cast Bronze
- Available in 1/2", 3/4", 1", or 1-1/4" Pipe Sizes
- Uses Standard Perko Strainer Replacement Parts (Gaskets, Cylinders, Nuts and Tie Rods)
 - Handle Indicates Flow Direction
- Top Casting Removes Easily for Basket Cleaning
 - Reversible Bulkhead Mounting Option
 - Smooth Acting, Low Torque Ball Valve
- Internal Cam Seals Fresh Water Intake During Normal (Through Strainer) Operation
- Can Act as an Emergency Bilge Pump

6



Fig. 0593



Flushing Strainer Top Assembly

Ordering & Tech Info

Pipe Size Inches	Height Overall Inches	Width Overall Inches	Standard Pkg. - 1 Pc.	Dimensions Cylinder Inches	Dimensions Basket Inches	Open Area To Pipe Size Ratio	Weight Pounds	Spare Gasket Kit* Dealer Pkg. - 5 Kts. 1 Kit per Bag
1/2	5-3/4	4-1/2	0593004PLB	3-1/2 x 4	1-13/16 x 4-1/16	30:1	5.9	0493DP599R
3/4	8-3/8	4-1/2	0593005PLB	3-1/2 x 6	1-13/16 x 6-1/4	25:1	6.2	0493DP599R
1	9-1/2	5-1/2	0593006PLB	4-1/2 x 5-1/2	2-5/8 x 5-7/8	20:1	9.1	0493DP799R
1-1/4	10	5-1/2	0593007PLB	4-1/2 x 6	2-5/8 x 6-1/4	13:1	9.1	0493DP799R

Flushing Strainer Spare Parts Ordering Information

Description	Spare Part Code	Sample Part Number	Package	Description	Spare Part Code	Sample Part Number	Package
Handle (Fig. 0805)	99D	080500599D**	Boxed	Sleeve Assy.	99B	059300499B	Boxed
Valve Shaft	99A	059300499A	Boxed	Cover Assy.	99C	059300499C	Boxed

See Pages R-104 -R-105 For Additional Spare Parts Ordering Information and Differential Pressure Graphs.

*Spare Gasket Kit Consists of: 1 Cover Gasket and 2 Cylinder Gaskets.

** For Complete Handle Part Numbers See Fig. 0805 on page R-108.



Fig. 0443 - Lightweight Intake Water Strainer

CONSTRUCTION:

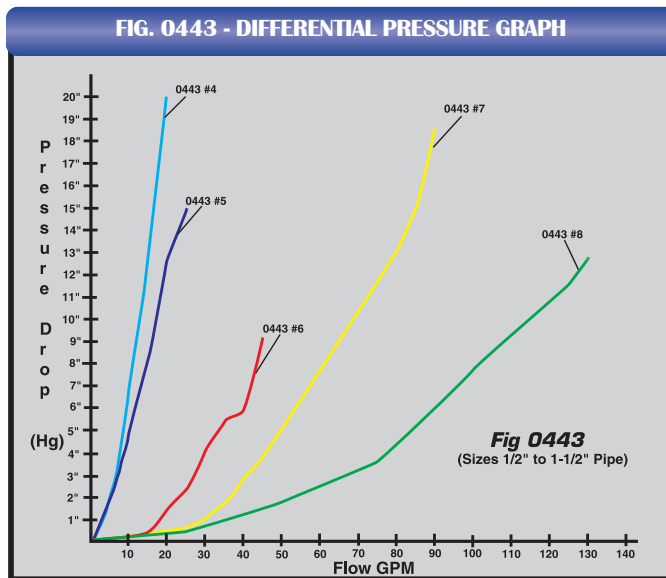
- Cast Bronze with Clear Polymer Body
- Our Lightest Weight Strainer
- Many Replacement Parts in Common with Other Perko Strainers (Fig. 0493)



PERKO water strainers are designed for easy installation and cleaning. Features include mounting lugs cast into both sides to assure universal mounting, four outside tie rods and a 316 stainless steel strainer basket to minimize electrolysis. The diameter of the screen holes is 0.079" providing 47% open area, among the highest in the industry for cylindrical strainer baskets. Hinged lugs for the cast bronze cover permit easy removal and cleaning of the strainer basket. A drain plug in the bottom casting is provided for easily removing sediment and draining for winterizing.



Fig. 0443



Ordering & Tech Info

Pipe Size Inches	Standard Pkg. - 1 Pc.	Height Overall Inches	Width Overall Inches	Dimensions Cylinder Inches O.D. x L	Dimensions Basket Inches	Open Area To Pipe Size Ratio	Ship Wt. Carton Lbs. Std. Pkg.	Spare Gasket Kit* Dealer Pkg. - 5 Kts. 1 Kit. per Bag
1/2	0443004PLB	6-1/4	4-1/2	3-1/2 x 4-1/4	1-13/16 x 4-1/16	30:1	3.9	0443DP599R
3/4	0443005PLB	8-5/8	4-1/2	3-1/2 x 6-5/8	1-13/16 x 6-1/4	25:1	4.0	0443DP599R
1	0443006PLB	8-3/4	5-1/2	4-1/2 x 6	2-5/8 x 5-7/8	20:1	6.7	0443DP799R
1-1/4	0443007PLB	9-5/16	5-1/2	4-1/2 x 6-9/16	2-5/8 x 6-1/4	13:1	6.5	0443DP799R
1-1/2	0443008PLB	11-3/4	7-1/4	6 x 8-5/8	3-5/16 x 8-7/16	17:1	11.1	0443DP999R

*Spare Gasket Kit Consists of: 1 Cover Gasket and 2 Cylinder Gaskets

CLEAR BODY INTAKE WATER STRAINER SPARE PARTS ORDERING INFORMATION

For Spare Part No. Insert a Spare Part Code Listed Below in Place of the "PLB" in the Strainer's Catalog Number (i.e., 049300699A, Top Casting for 1" (#6) Strainer).

Description	Spare Part Code	Sample Part Number	Package	Description	Spare Part Code	Sample Part Number	Package
Top Casting	99A	049300499A	Boxed	Hinged Bolt for Cover			
Transparent Cylinder Body	99C	044300499C	Boxed	With Pin, Nut and Washer	99L	0493DP599L	Bag
Basket Strainer	99D	049300499D	Boxed	Nuts and Washers Consists of:			
Cover with Gasket	99E	049300499E	Boxed	4 Each for 0443 Series	99F	0443DP499F	Bag



PERKO water strainers are designed for easy installation and cleaning. Features include mounting lugs cast into both sides to assure universal mounting, four outside tie rods and a 316 stainless steel strainer basket to minimize electrolysis. The diameter of the screen holes is 0.079" providing 47% open area, among the highest in the industry for cylindrical strainer baskets. Hinged lugs for the cast bronze cover permit easy removal and cleaning of the strainer basket. A drain plug in the bottom casting is provided for easily removing sediment and draining for winterizing. For applications requiring higher capacity, use Fig. 0500.

Figs. 0493 & 0500 Intake Water Strainers

CONSTRUCTION:

- Cast Bronze
- Stainless Steel Basket
- Clear Polymer Cylinder



Fig. 0493



Fig. 0500

Ordering & Tech Info

Pipe Size Inches	Height Overall Inches	Width Overall Inches	Standard Pkg. - 1 Pc.	Dimensions Cylinder Inches O.D. x Height	Dimensions Basket Inches O.D. x Height	Open Area To Pipe Size Ratio	Ship Wt. Carton Lbs. Standard Pkg.	Spare Gasket Kit* Dealer Pkg. - 5 Kts. 1 Kit. per Bag
1/2	5-3/4	4-1/2	0493004PLB	3-1/2 x 4	1-13/16 x 4-1/16	30:1	4.9	0493DP599M (or) 99R
3/4	8-3/8	4-1/2	0493005PLB	3-1/2 x 6	1-13/16 x 6-1/4	25:1	5.0	0493DP599M (or) 99R
1	9-1/2	5-1/2	0493006PLB	4-1/2 x 5-1/2	2-5/8 x 5-7/8	20:1	8.1	0493DP799M (or) 99R
1-1/4	10	5-1/2	0493007PLB	4-1/2 x 6	2-5/8 x 6-1/4	13:1	7.9	0493DP799M (or) 99R
1-1/2	11-1/2	7-1/4	0493008PLB	6 x 8	3-5/16 x 8-7/16	17:1	13.7	0493DP999M (or) 99R
2	16	7-1/2	0493009PLB	6 x 12	3-5/16 x 12-1/4	13:1	19.5	0493DP999M (or) 99R
2-1/2	16	7-1/2	0493010PLB	6 x 12	3-5/16 x 12-1/2	10:1	18.0	0493DP999M (or) 99R

Ordering & Tech Info

Pipe Size Inches	Height Overall Inches	Width Overall Inches	Standard Pkg. - 1 Pc.	Dimensions Cylinder Inches O.D. x Height	Dimensions Basket O.D. x Height	Open Area To Pipe Size Ratio	Ship Wt. Carton Lbs. Standard Pkg.	Spare Gasket Kit* Standard Pkg. - 1 Kit
2	14-1/2	9	0500009PLB	8 x 10	3-7/8 x 10-1/4	20:1	36.0	0500DP999M (or) 99R
2-1/2	16-1/2	9	0500010PLB	8 x 12	3-7/8 x 12-1/4	18:1	33.5	0500DP999M (or) 99R
3	18-1/2	9	0500011PLB	8 x 14	3-7/8 x 14-1/4	14:1	34.0	0500DP999M (or) 99R

*Spare Gasket Kit Consists of: 1 Cover Gasket and 2 Cylinder Gaskets

INTAKE WATER STRAINER & FLUSHING STRAINER SPARE PARTS ORDERING INFORMATION

For Spare Part No. Insert a Spare Part Code Listed Below in Place of the "PLB" in the Strainer's Catalog Number (i.e., 049300699A, Top Casting for 1" (#6) Strainer).

Description	Spare Part Code	Sample Part Number	Package	Description	Spare Part Code	Sample Part Number	Package
Top Casting	99A	049300499A	Boxed	Cork Gasket Kit Consists of: 1- Cover Gasket and 2- Cork Cylinder Gaskets	99M*	0493DP599M	Bag
Bottom Casting	99B	049300499B	Boxed				
Transparent Cylinder	99C	049300499C	Boxed				
Basket Strainer	99D	049300499D	Boxed				
Cover with Gasket	99E	049300499E	Boxed	Rubber Gasket Kit Consists of: 1- Cover Gasket and 2- Rubber Cylinder Gaskets	99R*	0493DP599R	Bag
Hinged Bolt for Cover							
With Pin, Nut and Washer	99L	0493DP599L	Bag	Tie Rods, Nuts and Washers Consists of (4 Each for 0493 Series) (1 Each for 0500 Series)	99P	0493DP499P	Bag
Cork Cover Gasket Kit (Set of 2)	99N	0493DP599N	Bag				

* Note: Older model strainers utilizing cork cylinder gaskets must order 99M Cork Gasket Kit and newer model strainers must order 99R Rubber Gasket Kit.

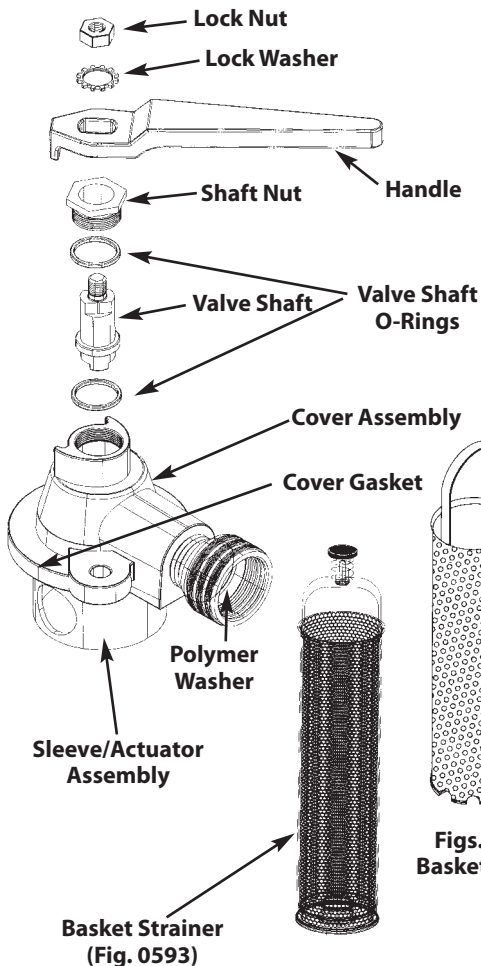


Figs. 0493 & 0500 - Intake Water Strainers

Fig. 0593 Flushing Strainer

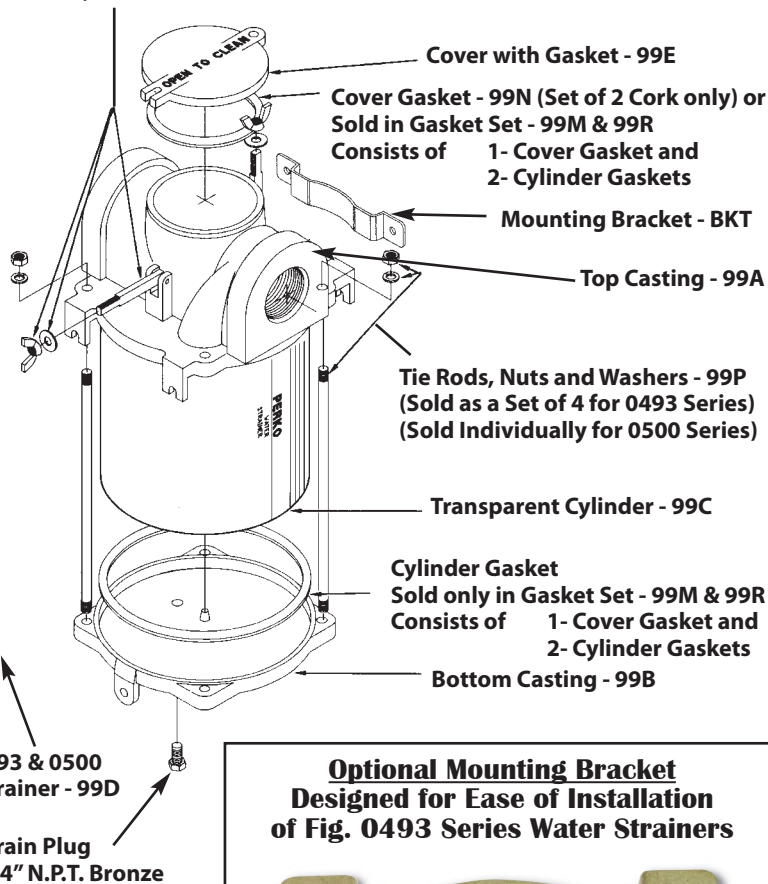
Spare Parts Ordering Information

Fig. 0593 Flushing Strainer



Figs. 0493 & 0500 Intake Strainer

Hinged Bolt for Cover with Pin, Nut and Washers - 99L



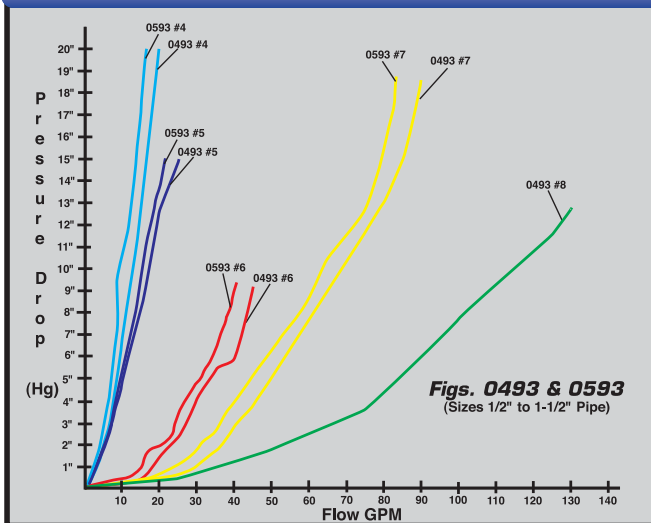
Optional Mounting Bracket Designed for Ease of Installation of Fig. 0493 Series Water Strainers



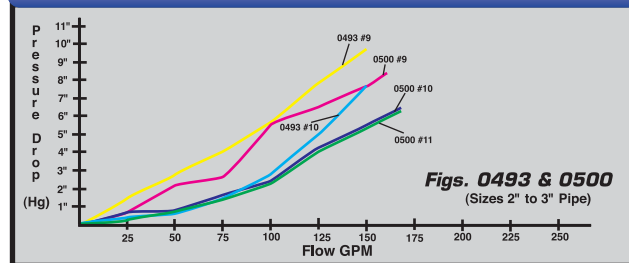
Fig. 0493067BKT Shown

Part Number	Fits Strainer Size
0493045BKT	4 & 5
0493067BKT	6 & 7
0493089BKT	8 & 9

FIGS. 0493 & 0593 - DIFFERENTIAL PRESSURE GRAPHS



FIGS. 0493 & 0500 - DIFFERENTIAL PRESSURE GRAPHS





These durable little tags have everything a retailer needs to showcase products and ring up sales. On each tag you will find the Perko name colorfully printed in blue, our figure number, a product description and the bar code for your scanner. There is even a California Proposition 65 statement (where applicable) on the back. These tags are designed to securely hold on to the product and hang from your standard peg hooks. And since the tags are small, you can also simply toss them into a bulk bin if you prefer. Either way, the tags will stay attached, unlike stickers that fall off bronze parts. These tags are available on thru hulls, adapters and several types of strainers. Look for the "DP" designation. Our "DP" Dealer Package for small items (like the smaller thru hull fittings and tailpieces) will be a 5 or 10 piece bulk box with a bar code label on each individual unit.

THESE 5 OR 10 PIECE CARTONS CANNOT BE BROKEN. Larger items (like valves & strainers) will be available individually boxed as a single unit standard package with a barcode label on the outside of the box.

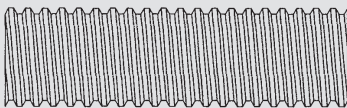
To be sure the parts you receive are barcoded for Retail Sale, order either a "DP" version or a single unit standard package.



All of our small repair/replacement strainer parts are now barcoded. Top Castings (99A), Bottom Castings (99B), Transparent Cylinders (99C), Strainer Baskets (99D) and Covers (99E) are available individually boxed as barcoded single unit standard packages. Smaller items or kits including Cover Hardware Kits (99L), Gasket Kits (99M & 99R) and Tie Rod Kits (99P) are individually packaged as "DP" items in bags with a barcode label.

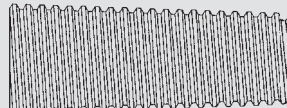
UNDERSTANDING UNDERWATER HARDWARE PIPE THREAD STYLES

Straight Pipe Threads



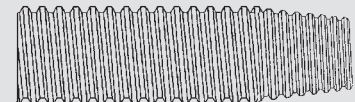
Straight pipe threads are used where connections are purely mechanical and/or bedding compounds are generally used. The intake side of all seacocks, thru-hulls and scuppers with hose barbs, and all flanged lock nuts use straight threads.

Tapered Pipe Threads



Tapered pipe threads are used where connections must also be watertight. The output side of seacocks, in-line valves, hose adapters, drain plugs, raw water and pump strainers use tapered threads.

Combination Tapered/Straight Pipe Threads



On all other thru-hulls, scuppers and intake strainers we use a unique combination pipe thread. The first few threads are tapered. The rest remain straight threads. This approach allows the same thru-hull to seal when coupled with an in-line valve or to engage at various depths when connected to a seacock.



Fig. 0065 - Intake Strainer

CONSTRUCTION:

- Cast Bronze
- Machined Slots

Ordering & Tech Info

Max. Pipe Size Inches	Max. Hull Thickness Inches	Dimensions Strainer Inches	Dealer Pkg. 5 Pcs.	OEM Bulk Pkg. 10 Pcs.	Ship Wt. Carton Lbs. DP/OEM Bulk
1/2	2-1/4	3 x 4	0065DP4PLB	0065004PLB	3.8/7.3
3/4	2-3/16	3 x 4	0065DP5PLB	0065005PLB	5.8/11.3
1	2-1/2	3 x 4	0065DP6PLB	0065006PLB	7.7/15.0
1-1/4	3	3-1/4 x 4-1/4	0065DP7PLB	0065007PLB	9.8/18.4




Fig. 0065



Screw Size #8. Spare Flanged Nut See Fig. 0075, on page R-115

Fig. 0066 - Scoop Strainer

CONSTRUCTION:

- Cast Bronze
- Machined Slots

Ordering & Tech Info

For Thru-Hull Sizes Inches	Dimensions Strainer Inches	Dealer Pkg. 5 Pcs.	Standard Package - 5 Pcs.	Ship Wt. Carton Lbs. DP/Std. Pkg.
3/8 & 1/2	3-1/2 x 2-1/2	0066DP1PLB	0066001PLB	2.7/2.6
3/4 & 1	5 x 3-1/4	0066DP2PLB	0066002PLB	4.4/4.3
1-1/4 & 1-1/2	6-1/4 x 4-1/4	0066DP3PLB	0066003PLB	7.4/7.5
2	8 x 5-1/8	0066DP4PLB	0066004PLB	9.7/9.8



Fig. 0066

Screw Size #8



Fig. 0086 - Round Strainer

CONSTRUCTION:

- Cast Bronze
- Drilled Holes

Ordering & Tech Info

For Thru-Hull Size Inches	O.D. Inches	I.D. Inches	Dealer Pkg. 5 Pcs.	Standard Package - 5 Pcs.	Screw Size	Ship Wt. Carton Lbs. DP/Std. Pkg.
3/8 & 1/2	2-1/2	1-5/8	0086DP1PLB	0086001PLB	8	1.2/1.2
3/4	3	2	0086DP2PLB	0086002PLB**	8	1.9/8.8
1	3-1/2	2-3/8	0086DP3PLB	0086003PLB	8	1.7/1.7
1-1/4 & 1-1/2	4	3	0086DP4PLB	0086004PLB	8	2.9/2.8
2	5	3-3/4	0086DP5PLB	0086005PLB	8	4.5/4.3
2-1/2	6	4-1/2	-----	0086006PLB*	10	---/1.3
3	8	6-1/4	-----	0086007PLB*	10	---/2.7



Fig. 0086

* Standard Package - 1 pc.
** Standard Package - 25 pcs.



Fig. 0709 - Pump Strainer for Hose Figs. 0721 & 0722 - Pump Strainers for Pipe

CONSTRUCTION:

- Cast Bronze

Ordering & Tech Info

Hose Size Inches	Pipe Size Inches	Length Overall Inches	Width Overall Inches	Dealer Pkg. 5 Pcs.	Standard Pkg. 1 Pc.	Ship Wt. Carton Lbs.
5/8	-----	3-5/8	1-3/4	0709DP0PLB	-----	2.9
	1-1/4	4-3/4	2-3/4	-----	0721000PLB	1.7
	1-1/4	4-1/2	2-3/4	-----	0722000PLB	1.5




Fig. 0709




Fig. 0721

Fig. 0722

SPARE PARTS ORDERING INFORMATION
Screen for: Fig 0709: 070900088A
Fig 0721: 072100088A
Fig 0722: 072200088A



Fig. 0834



Fig. 0835

Figs. 0834 & 0835 - Seacocks - Ball Valve Design

CONSTRUCTION:

- Cast Bronze

Fig. 0834 - With 90° Curved Hose Adapter

Fig. 0835 - With Straight Hose Adapter

Includes Thru-Hull, Hose Adapter, Drain Plug, Four Pre-Drilled Mounting Holes and Bonding Screw.

PERKO Seacocks Incorporate a Polymer Ball and Seat, Assuring a Tight Seal and Ease of Operation, and Drain Plugs for Winterizing. Handles are Easily Removed.

Ordering & Tech Info

Hose Size Inches	Pipe Size Inches	Flange Dia. Inches	Fig. 0834 Overall Height*	Fig. 0834 Standard Pkg. - 1 Pc.	Ship Wt. Carton Lbs. Standard Pkg.	Fig. 0835 Overall Height*	Fig. 0835 Standard Pkg. - 1 Pc.	Bolt Size	Ship Wt. Carton Lbs. Standard Pkg.
3/4	3/4	3-1/4	5-7/8	0834005PLB	3.1	5	0835005PLB	5/16	2.9
1	1	4-3/8	6-3/8	0834006PLB	5.2	5-3/8	0835006PLB	3/8	4.8
1-1/4	1-1/4	4-7/8	7-5/8	0834007PLB	7.2	6-1/4	0835007PLB	3/8	6.7
1-1/2	1-1/2	5-1/2	8-3/8	0834008PLB	9.1	6-5/8	0835008PLB	3/8	8.7
2	2	5-3/4	10-3/8	0834009PLB	15.6	7-7/8	0835009PLB	3/8	14.3
2-1/2	2-1/2	7-1/4	12-1/2	0834010PLB	27.9	10-3/8	0835010PLB	1/2	25.0
3	3	8	14-3/8	0834011PLB	33.4	12	0835011PLB	1/2	30.0

* Overall Height is measured from the top of the hose adapter to the bottom of the flange.



Fig. 0805

Fig. 0805 - Seacock Body - Ball Valve Design

CONSTRUCTION:

- Cast Bronze

These Valve Bodies are Offered to Meet the Needs of Applications that Require Extra Long, Scoop or Flush Type Thru-Hulls.

Ordering & Tech Info

Flange Diameter Inches	Overall Height Inches*	Pipe Size Inches	Fig. 0805 Standard Pkg. - 1 Pc.	Ship Wt. Carton Lbs. Standard Pkg.
3-1/4	3-3/8	3/4	0805005PLB	2.3
4-3/8	3-3/4	1	0805006PLB	3.9
4-7/8	4-1/4	1-1/4	0805007PLB	5.3
5-1/2	4-1/2	1-1/2	0805008PLB	6.7
5-3/4	5-3/4	2	0805009PLB	11.5
7-1/4	7-1/2	2-1/2	0805010PLB	20.0
8	7-3/4	3	0805011PLB	23.3

* Overall Height is measured from the top of the valve body to the bottom of the flange.

SPARE PARTS ORDERING INFORMATION

The Repair Kits Listed Below Consist of: 1 Ball, 2 Ball Seats and 2 O-Rings for the Valve Stem.

Pipe Size Inches	Repair Kit Part No.	Pipe Size Inches	Repair Kit Part No.	Handle Size	Part No.
3/4	080500599B	2-1/2	080501099B	Size 7	080500799D
1	080500699B	3	080501199B	Size 8	080500899D
1-1/4	080500799B	Handle	Part No.	Size 9	080500999D
1-1/2	080500899B	Size 5	080500599D	Size 10	080501099D
2	080500999B	Size 6	080500699D	Size 11	080501199D



Fig. 0825 - Inline Valve

CONSTRUCTION:

- Cast Bronze
- Drain Plug and Bonding Screw Included
- Ball Valve for Smooth Operation

Ordering & Tech Info		
Pipe Size Inches	Standard Package - 1 Pc.	Ship Wt. Carton Lbs. Std Pkg.
1/2	0825004PLB	1.0
3/4	0825005PLB	1.2
1	0825006PLB	1.8
1-1/4	0825007PLB	2.8
1-1/2	0825008PLB	4.1



Fig. 0825

Fig. 0063 - Pipe to Hose Adapter

CONSTRUCTION:

- Cast Bronze
- Cast Hex for Easier Installation
- Curved 90 Degrees

Ordering & Tech Info						
Pipe Size Inches	Hose Size Inches	Length Overall Inches	Dealer Pkg. 5 Pcs.	Standard Package 1 Pc.	OEM Bulk Pkg.	Ship Wt. Carton Lbs. DP/Std./OEM Bulk
3/4	3/4	4-1/2	0063DP5PLB	-----	0063005PLB	25 2.1/--/9.1
1	1	4-3/4	0063DP6PLB	-----	0063006PLB	25 3.7/--/16.9
1-1/4	1-1/4	5-1/2	0063DP7PLB	-----	0063007PLB	25 5.5/--/25.3
1-1/2	1-1/2	6	0063DP8PLB	-----	0063008PLB	10 7.5/--/13.5
2	2	7	-----	0063009PLB	-----	10 --/2.9/--
2-1/2	2-1/2	8-1/2	-----	0063010PLB	-----	--- --/3.9/--
3	3	10	-----	0063011PLB	-----	--- --/6.9/--

NOTE: The Above Item Meets the Requirements of U.S.C.G. Safety Standards, January 31, 1977 for Gasoline Fuel Systems, 33 CFR 183.



Fig. 0063



Fig. 0076 - Pipe to Hose Adapter

CONSTRUCTION:

- Cast Bronze
- Cast Hex for Easier Installation
- Precision Machined Hose Barb

Ordering & Tech Info						
Pipe Size Inches	Hose Size Inches	Length Overall Inches	Dealer Pkg. 5 Pcs.	Standard Pkg. - 1 Pc.	OEM Bulk Pkg. 25 Pcs.	Ship Wt. Carton Lbs. DP/Std./OEM Bulk
1/2	5/8	1-5/8	0076DP4PLB	-----	0076004PLB	0.9/--/3.5
3/4	3/4	1-3/4	0076DP5PLB	-----	0076005PLB	1.1/--/4.7
1	1	1-3/4	0076DP6PLB	-----	0076006PLB	1.9/--/7.9
1-1/4	1-1/4	2	0076DP7PLB	-----	0076007PLB	2.6/--/11.9
1-1/2	1-1/2	2-1/4	0076DP8PLB	-----	0076008PLB	3.9/--/18.6
2	2	2-5/8	-----	0076009PLB	0076009PLB	--/1.3/26.7
2-1/2	2-1/2	4	-----	0076010PLB	-----	--/2.0/--
3	3	5-1/8	-----	0076011PLB	-----	--/3.2/--

NOTE: The Above Item Meets the Requirements of U.S.C.G. Safety Standards, January 31, 1977 for Gasoline Fuel Systems, 33 CFR 183.



Fig. 0076



Fig. 0350 - Thru-Hull Connection For Use with Hose**

CONSTRUCTION:

- Cast Bronze
- Plain or Chrome Plated

**Flange is Machined to Fit Hull and Grooved to Retain Bedding Compound
Neck is Threaded to Approximately 3/16 Inch From Flange.**

Fits Maximum Hull Thickness up to 2 Inches.




Fig. 0350 Chrome




Fig. 0350 Plain



Illustration Of Bedding Groove

Ordering & Tech Info

Plain Bronze

Hose Size Inches	Mounting Hole Dia. Inches	Max. Hull Thickness Inches	O.D. Flange Inches	Dealer Pkg. 5 Pcs.	OEM Bulk Pkg. 10 Pcs.	Ship Wt. Carton Lbs. DP/OEM Bulk
5/8	13/16	1-1/16	1-1/2	0350004DPP	0350004PLB	1.9/3.3
3/4	1	1-5/8	1-7/8	0350005DPP	0350005PLB	2.9/5.5
1	1-5/16	1-3/4	2-1/4	0350006DPP	0350006PLB	4.7/8.6
1-1/8	1-5/16	1-3/4	2-1/4	035006ADPP	035006APLB	4.9/9.0
1-1/4	1-5/8	1-7/8	2-3/4	0350007DPP	0350007PLB	6.6/12.6
1-1/2	1-7/8	1-7/8	3-1/8	0350008DPP	0350008PLB	8.3/15.9
2	2-3/8	2	3-3/4	-----	0350009PLB*	--/2.5

Chrome Plated Bronze

Hose Size Inches	Mounting Hole Dia. Inches	Max. Hull Thickness Inches	O.D. Flange Inches	Dealer Pkg. 5 Pcs.	OEM Bulk Pkg. 10 Pcs.	Ship Wt. Carton Lbs. DP/OEM Bulk
5/8	13/16	1-1/16	1-1/2	0350004DPC	0350004CHR	1.9/3.3
3/4	1	1-5/8	1-7/8	0350005DPC	0350005CHR	2.9/5.5
1	1-5/16	1-3/4	2-1/4	0350006DPC	0350006CHR	4.6/8.4
1-1/8	1-5/16	1-3/4	2-1/4	035006ADPC	035006ACHR	4.9/9.0
1-1/4	1-5/8	1-7/8	2-3/4	0350007DPC	0350007CHR	6.7/12.9
1-1/2	1-7/8	1-7/8	3-1/8	0350008DPC	0350008CHR	8.2/16.1
2	2-3/8	2	3-3/4	-----	0350009CHR*	--/2.5

*OEM Bulk Pkg. 1 Pc. Spare Flanged Nut See Fig. 0075, on page R-115.

**NOTE: Thru-Hull Connections For Use With Hose Are Not Recommended For Use Below The Waterline Per A.B.Y.C. "Safety Standards For Small Craft" Section H-27.



Fig. 0331 - Flush Mount Thru-Hull Connection For Use with Pipe

CONSTRUCTION:

- Cast Bronze

The exterior surface of the flange is machined flat and designed to be countersunk into the hull, resulting in a smooth external fit with no raised portion to increase drag.



Fig. 0331



Flange surface is designed to be countersunk

Ordering & Tech Info							
Pipe Size Inches	Mounting Hole Dia. Inches	Max. Hull Thickness Inches	O.D. Flange Inches	Dealer Pkg. 5 Pcs.	OEM Bulk Package	OEM Bulk Pkg. Qty	Ship Wt. Carton Lbs. DP/OEM Bulk
1/2	13/16	2-3/16	1-11/16	0331DP4PLB	0331004PLB	10	2.3/4.6
3/4	1	2-3/8	2	0331DP5PLB	0331005PLB	10	2.8/5.4
1	1-5/16	2-9/16	2-1/4	0331DP6PLB	0331006PLB	10	3.9/7.0
1-1/4	1-5/8	2-15/16	2-7/8	0331DP7PLB	0331007PLB	10	6.7/12.8
1-1/2	1-7/8	3-1/16	2-31/32	0331DP8PLB	0331008PLB	10	7.3/13.0
2	2-3/8	3-3/8	3-7/8	-----	0331009PLB	1	-/2.3

Spare Flanged Nut See Fig. 0075, on page R-115.

Fig. 0348 - Extra Long Thru-Hull Connection For Use with Pipe

CONSTRUCTION:

- Cast Bronze

Flange is Machined to Fit Hull and Grooved to Retain Bedding Compound. Neck is Threaded to Approximately 3/8 Inch From Flange.




Fig. 0348



Illustration Of Bedding Groove

Ordering & Tech Info							
Pipe Size Inches	Mounting Hole Dia. Inches	Max. Hull Thickness Inches	O.D. Flange Inches	Dealer Pkg. 5 Pcs.	OEM Bulk Package	OEM Bulk Pkg. Qty	Ship Wt. Carton Lbs. DP/OEM Bulk
3/4	1	5	1-7/8	0348DP5PLB	0348005PLB	25	4.3/19.3
1	1-5/16	4-7/8	2-1/4	0348DP6PLB	0348006PLB	10	5.7/10.9
1-1/4	1-5/8	4-5/8	2-3/4	0348DP7PLB	0348007PLB	10	9.1/17.5
1-1/2	1-7/8	4-5/8	3	0348DP8PLB	0348008PLB	10	10.4/20.1
2	2-3/8	4-1/2	3-5/8	-----	0348009PLB	1	-/2.8
2-1/2	2-7/8	4-1/4	4-5/16	-----	0348010PLB	1	-/3.6

Spare Flanged Nut See Fig. 0075, on page R-115.

Fig. 0322 - Thru-Hull Connection For Use with Pipe

CONSTRUCTION:

- Cast Bronze

Flange is Machined to Fit Hull and Grooved to Retain Bedding Compound. Neck is Threaded to Approximately 3/8 Inch From Flange.




Fig. 0322



Illustration Of Bedding Groove

Ordering & Tech Info							
Pipe Size Inches	Mounting Hole Dia. Inches	Max. Hull Thickness Inches	O.D. Flange Inches	Dealer Pkg. 5 Pcs.	Standard Pkg. - 1 Pc.	OEM Bulk Pkg. 25 Pcs.	Ship Wt. Carton Lbs. DP/Std/OEM
3/8	11/16	1-3/4	1-7/16	0322DP3PLB	-----	0322003PLB	1.7/-/6.9
1/2	13/16	1-3/8	1-1/2	0322DP4PLB	-----	0322004PLB	1.8/-/7.9
3/4	1	1-1/2	1-7/8	0322DP5PLB	-----	0322005PLB	2.4/-/11.6
1	1-5/16	1-7/8	2-3/16	0322DP6PLB	-----	0322006PLB	4.1/-/18.7
1-1/4	1-5/8	2	2-3/4	0322DP7PLB	-----	0322007PLB	6.0/-/28.5
1-1/2	1-7/8	2-1/4	3	0322DP8PLB	-----	0322008PLB*	7.6/-/15.0
2	2-3/8	2-3/8	3-5/8	-----	0322009PLB	0322009PLB*	-/2.1/19.4
2-1/2	2-7/8	2-5/8	4-1/2	-----	0322010PLB	-----	-/2.8/-
3	3-1/2	2-3/4	5	-----	0322011PLB	-----	-/4.6/-

* O.E.M. Bulk Pkg. - 10 pcs. Spare Flanged Nut See Fig. 0075, on page R-115.



Fig. 0301 - Thru-Hull Connection For Use with Hose**

CONSTRUCTION:

- Molded White or Black Polymer
- Narrow Flange

6



Fig. 0301
Black

Fig. 0301
White

Ordering & Tech Info						
White Polymer						
Hose Size Inches	Mounting Hole Dia. Inches	Max. Hull Thickness Inches	O.D. Flange Inches	Dealer Pkg. 10 Pcs.	OEM Bulk Pkg. 100 Pcs.	Ship Wt. Carton Lbs. DP/OEM Bulk
1/2	13/16	1-1/4	1-1/4	0301DP4	0301004	0.8/5.0
5/8	13/16	1-1/4	1-1/4	0301DP4A	030104A	0.9/5.1
3/4	1	1-7/16	1-1/2	0301DP5	0301005	1.2/7.6
1	1-5/16	1-1/2	1-7/8	0301DP6	0301006*	1.7/6.1
1-1/8	1-5/16	1-1/2	1-7/8	0301DP6A	030106A*	1.6/6.2
1-1/2	1-7/8	1-7/8	2-1/2	0301DP8	0301008*	3.4/14.0

Black Polymer						
Hose Size Inches	Mounting Hole Dia. Inches	Max. Hull Thickness Inches	O.D. Flange Inches	OEM Bulk Pkg. 100 Pcs.	Ship Wt. Carton Lbs. OEM Bulk	
1/2	13/16	1-1/4	1-1/4	0301004BLK	5.0	
5/8	13/16	1-1/4	1-1/4	030104ABLK	5.1	
3/4	1	1-7/16	1-1/2	0301005BLK	7.6	
1	1-5/16	1-1/2	1-7/8	0301006BLK*	6.1	
1-1/8	1-5/16	1-1/2	1-7/8	030106ABLK*	6.2	
1-1/2	1-7/8	1-7/8	2-1/2	0301008BLK*	14.0	

* OEM Bulk Pkg. - 50 pcs.

Spare Flanged Nut See Fig. 0326 on Page R-115.



Fig. 0328 - Thru-Hull Connection For Use with Hose**

CONSTRUCTION:

- Molded White or Black Polymer
- Broad Flange



Fig. 0328
Black

Fig. 0328
White

Ordering & Tech Info						
White Polymer						
Hose Size Inches	Mounting Hole Dia. Inches	Max. Hull Thickness Inches	O.D. Flange Inches	Dealer Pkg. 10 Pcs.	OEM Bulk Pkg. 100 Pcs.	Ship Wt. Carton Lbs. DP/OEM Bulk
1/2	13/16	1-1/4	1-1/2	0328DP4	0328004	0.9/5.8
5/8	13/16	1-1/4	1-1/2	0328DP4A	032804A	1.0/6.1
3/4	1	1-7/16	1-7/8	0328DP5	0328005	1.3/8.7
1	1-5/16	1-1/2	2-1/4	0328DP6	0328006*	2.0/7.0
1-1/8	1-5/16	1-1/2	2-1/4	0328DP6A	032806A*	2.0/7.0
1-1/2	1-7/8	1-7/8	3	0328DP8	0328008*	3.7/16.0

Black Polymer						
Hose Size Inches	Mounting Hole Dia. Inches	Max. Hull Thickness Inches	O.D. Flange Inches	OEM Bulk Pkg. 100 Pcs.	Ship Wt. Carton Lbs. OEM Bulk	
1/2	13/16	1-1/4	1-1/2	0328004BLK	5.8	
5/8	13/16	1-1/4	1-1/2	032804ABLK	6.1	
3/4	1	1-7/16	1-7/8	0328005BLK	8.7	
1	1-5/16	1-1/2	2-1/4	0328006BLK*	7.0	
1-1/8	1-5/16	1-1/2	2-1/4	032806ABLK*	7.0	
1-1/2	1-7/8	1-7/8	3	0328008BLK*	16.0	

* OEM Bulk Pkg. - 50 Pcs.

Spare Flanged Nut See Fig. 0326 on Page R-115.

**NOTE: Thru-Hull Connections For Use With Hose Are Not Recommended For Use Below The Waterline Per A.B.Y.C. "Safety Standards For Small Craft" Section H-27.

**Fig. 0323 - Thru-Hull Scupper For Mounting Through Transom****CONSTRUCTION:**

- Molded White Polymer
- Soft Black Flapper
- Nut and Mounting Hardware Included

Ordering & Tech Info

Hose Size Inches	Mounting Hole Dia. Inches	Max. Hull Thickness Inches	O.D. Flange Inches	Dealer Pkg. 5 Cards 1 Pc. per Card	OEM Bulk Pkg. 50 Pcs.	Ship Wt. Carton Lbs. DP/OEM Bulk
1-1/2	1-7/8	2-1/8	2-7/8	0323DP	0323	2.9/17.0

Spare Flanged Nut See Fig. 0326, on page R-115. Spare Flapper: 0323DP099A

**Fig. 0323****Fig. 0327 - Thru-Hull Scupper For Mounting Through Transom****CONSTRUCTION:**

- Molded White Polymer
- Recessed Soft Black Flapper
- Nut and Mounting Hardware Included

Ordering & Tech Info

Hose Size Inches	Mounting Hole Dia. Inches	Max. Hull Thickness Inches	O.D. Flange Inches	OEM Bulk Pkg. 50 Pcs.	Ship Wt. Carton Lbs. OEM Bulk Pkg.
1-1/2	1-7/8	3-1/4	2-7/8	0327	18.5

Spare Flanged Nut See Fig. 0326, on page R-115. Spare Flapper: 0323DP099A


**Fig. 0327****Fig. 0333 - Thru-Hull Scupper For Mounting Through Transom****CONSTRUCTION:**

- Molded White Polymer
- Recessed Soft Black Flapper
- Nut Included

Ordering & Tech Info

Hose Size Inches	Mounting Hole Dia. Inches	Max. Hull Thickness Inches	O.D. Flange Inches	Dealer Pkg. 5 Cards 1 Pc. per Card	OEM Bulk Pkg. 50 Pcs.	Ship Wt. Carton Lbs. DP/OEM Bulk
1-1/2	1-7/8	2-1/8	3	0333DP	0333	2.0/15.0

Spare Flanged Nut See Fig. 0326, on page R-115. Spare Flapper: 0333DP099A

**Fig. 0333****Fig. 0343 - Adjustable Thru-Hull Scupper****CONSTRUCTION:**

- Molded White Polymer
- Recessed Soft Black Flapper

Designed for Surface Thickness from 2 inches to 4-3/4 inches.
Female portion of scupper can be cut down by one rib for each 1/4 inch difference between hull thickness and 4-3/4 inches.

Ordering & Tech Info

I.D. Inches	Mounting Hole Dia. Inches	Max. Hull Thickness Inches	O.D. Flange Inches	Dealer Pkg. 5 Cards 1 Pc. per Card	OEM Bulk Pkg. 50 Pcs.	Ship Wt. Carton Lbs. DP/OEM Bulk
1-11/32	1-13/16	4-3/4	2-15/16	0343DP	0343	2.5/12.9

Spare Flapper: 0333DP099A

Fig. 0343

Illustration shows sections of ribs cut out to adjust for various surface thicknesses.

NOTE: The Above Thru-Hull Connections For Use With Hose Are Not Recommended For Use Below The Waterline Per A.B.Y.C. "Safety Standards For Small Craft" Section H-27.



Fig. 0377 - Thru-Hull Scupper For Use with Hose

CONSTRUCTION:

- Cast Bronze
- Plain or Chrome Plated
- Recessed Flapper
- "B" Style for greater hull thickness

Flange is Machined to Fit Hull and Grooved to Retain Bedding Compound

6




Fig. 0377A CHR




Fig. 0377B CHR




Fig. 0377B PLB




Fig. 0377A PLB



Illustration Of Bedding Groove

Ordering & Tech Info

Finish	Hose Size Inches	Mounting Hole Dia. Inches	Maximum Hull Thickness Inches	O.D. Flange Inches	OEM Bulk Pkg. 10 Pcs.	Ship Wt. Carton Lbs. OEM Bulk Pkg.
Chrome	1-1/2	1-7/8	1-3/4	3-1/8	0377A08CHR	16.1
Plain	1-1/2	1-7/8	1-3/4	3-1/8	0377A08PLB	16.4
Chrome	2	2-3/8	2	3-3/4	0377A09CHR	22.1
Chrome	1-1/2	1-7/8	3	3-1/8	0377B08CHR	19.4
Plain	1-1/2	1-7/8	3	3-1/8	0377B08PLB	19.4

Spare Flanged Nut See Fig. 0075, on page R-115, Spare Flapper: 0333DP099A

NOTE: Thru-Hull Connections For Use With Hose Are Not Recommended For Use Below The Waterline Per A.B.Y.C. "Safety Standards For Small Craft" Section H-27.



Fig. 0361 - Flush Mount Drain For Use with Pipe

CONSTRUCTION:

- Chrome Plated Cast Bronze Body with Brass Screen



Fig. 0361



The exterior surface of the flange is machined flat and designed to be countersunk into the hull, resulting in a smooth external fit.

Ordering & Tech Info

Pipe Size Inches	Mounting Hole Dia. Inches	Maximum Thickness Inches	O.D. Flange Inches	Standard Pkg. - 1 Pc.	OEM Bulk Pkg.	Ship Wt. Carton Lbs. Std. Pkg./OEM Bulk
3/4	1	2-3/8	2	0361005CHR	10	0.8/6.1
1-1/4	1-5/8	2-15/16	2-7/8	0361007CHR	10	1.4/10.7

Spare Flanged Nut See Fig. 0075, on page R-115.



Fig. 0142 - Cockpit Scupper

For Use When Discharge is Below the Waterline

CONSTRUCTION:

- Plain or Chrome Plated Cast Bronze
- Rubber Check Ball
- Deck Key Included
- Angle of Outlet is 45 Degrees



Fig. 0142

Ordering & Tech Info						
Hose Size Inches	O.D. Grate Inches	O.D. Flange Inches	Plain Bronze Std. Pkg. - 1 Pc.	Chrome Plated Bronze Std. Pkg. - 1 Pc.	Screw Size	Ship Wt. Carton Lbs. PLB/CHR
1	1-13/16	3-1/4	0142001PLB	0142001CHR	8	1.6/1.6
1-1/2	2-1/4	3-5/8	0142002PLB	0142002CHR	8	2.4/2.4

SPARE PARTS ORDERING INFORMATION				
Hose Size Inches	Plain Bronze Grate	Chrome Plated Bronze Grate	Check Ball Only	Spare Key Only
1	0142P0199A	0142C0199A	014200199B	12487-8DP
1-1/2	0142P0299A	0142C0299A	014200299B	12487-8DP

Fig. 0285 - Flush Mount Cockpit Scupper For Use with Hose

For Use When Discharge is Above the Waterline

CONSTRUCTION:

- Molded White Polymer

Insert Prevents Passage of Large Objects Without Restricting Water Flow



Fig. 0285

Ordering & Tech Info						
Hose Size Inches	Max. Hull Thickness Inches	O.D. Flange Inches	I.D. Inches	Dealer Pkg. 5 Cards 1 Pc. per Card	OEM Bulk Pkg. 50 Pcs.	Ship Wt. Carton Lbs. DP/OEM Bulk
1-1/2	1-3/4	2-3/4	1-1/2	0285DP	0285	2.0/15.4

Spare Flanged Nut See Fig. 0326, Below

Fig. 0365 - Scupper Valve Assembly for Surface Mount Applications

CONSTRUCTION:

- Molded White Polymer
- Soft Black Flapper



Fig. 0365

Ordering & Tech Info					
O.D. Flange Inches	Dealer Pkg. - 5 Cards 1 Pc. per Card	OEM Bulk Pkg. 50 Pcs.	Screw Size	Ship Wt. Carton Lbs. DP/OEM Bulk	
2-7/8	0365DP	0365	6	0.7/3.4	

Fig. 0075 - Spare Flanged Lock Nut • Cast Bronze

Fig. 0326 - Spare Flanged Lock Nut • Molded White or Black Polymer



Fig. 0075

Ordering & Tech Info								
Pipe Size Inches	Cast Bronze Nut	Dealer Pkg. Pcs.	Ship Wt. Carton Lbs. Dealer Pkg.	Wht Polymer Dealer Pkg. 10 Pcs.	Wht Polymer OEM Bulk Pkg.	Blk Polymer OEM Bulk Pkg.	Bulk Pkg. Qty.	Ship Wt. Carton Lbs. DP/OEM Bulk
3/8	0075003DPP	5	0.3	-----	-----	-----	---	---
1/2	0075004DPP	5	0.3	0326DP4	0326004	0326004BLK	100	0.4/1.0
3/4	0075005DPP	5	0.5	0326DP5	0326005	0326005BLK	100	0.4/1.5
1	0075006DPP	5	0.6	0326DP6	0326006	0326006BLK	50	0.4/1.0
1-1/4	0075007DPP	5	0.8	-----	-----	-----	---	---
1-1/2	0075008DPP	1	0.4	0326DP8	0326008	0326008BLK	50	0.8/1.5
2	0075009DPP	1	0.4	-----	-----	-----	---	---
2-1/2	0075010DPP	1	0.6	-----	-----	-----	---	---
3	0075011DPP	1	1.0	-----	-----	-----	---	---



Fig. 0326
White Fig. 0326
Black




Fig. 0266



Fig. 0363



Fig. 0266 - Garboard Drain Plug

Fig. 0363 - Garboard Drain Plug

CONSTRUCTION:

- Cast Bronze

Ordering & Tech Info

Pipe Size Inches	Maximum Hull Thickness Inches	Length Threaded Neck Inches	O.D. Flange Inches	Dealer Pkg. 5 Cards 1 Pc. per Card	OEM Bulk Pkg. 25 Pcs.	Screw Size	Ship Wt. Carton Lbs. DP/OEM Bulk
3/4	-----	5/8	2-3/8	0266DP0PLB	0266000PLB	8	4.0/17.7
3/4	3/4	1-1/4	2-3/8	0363DP0PLB	0363000PLB	-----	5.2/23.2

Spare Plug: 0370DP0PLB., Nut for Fig. 0363: 0075006DPP

Figs. 0714 & 0737 - Garboard Drain Plugs

CONSTRUCTION:

- Cast Bronze Flange with Brass Plug



Fig. 0714



Fig. 0737



Fig. 0737

Complete with Brass Backing Plate and Fasteners

Ordering & Tech Info

Pipe Size Inches	O.D. Flange Inches	Dealer Pkg. 5 Cards 1 Pc. per Card	OEM Bulk Pkg. 50 Pcs.	Screw Size	Ship Wt. Carton Lbs. DP/OEM Bulk
1/2	2	0714DP1PLB	0714001PLB	8	1.6/12.9

Pipe Size Inches	Hull Thickness Inches	O.D. Flange Inches	Dealer Pkg. 5 Cards 1 Pc. per Card	Screw Size	Ship Wt. Carton Lbs. Dealer Pack
1/2	7/16	2	0737DP1PLB	8-32	1.9

Spare Plug: 0742DP1

Fig. 0124 - Garboard Drain Plug

CONSTRUCTION:

- Cast Bronze Flange
- Brass Plug
- 1/2" x 1/2" Square Zinc Plated Steel Wrench




Fig. 0124



Ordering & Tech Info

Pipe Size Inches	Length Threaded Neck Inches	O.D. Flange Inches	Standard Package - 5 Pcs.	Screw Size	Ship Wt. Carton Lbs. Standard Pkg.
1	1	3-1/8	0124000PLB	10	6.2

SPARE PARTS ORDERING INFORMATION

Wrench: 012400099A Wrench Size: 1/2" x 1/2"

Plug: 012400099B



EMISSIONS SYSTEMS COMPONENTS, VENTS AND RELATED DECK FILLS

For complete product ordering information for the products shown on this page, Please refer to Perko Cat. 315-E for Emissions System Components, Deck Fills and Vents

Creative Emissions Solutions & Fuel System Components



Carbon Canisters



Fill Limit & Tank Vent Valves



Inlet Check Valves



P-Traps



Line Vents



Air/Fuel Separator

7

EPA Compliant Sealed & Vacuum Over Pressure Relief Gas Fills



Sealed Cap with Vacuum Over Pressure Relief



Sealed Cap without Vacuum Over Pressure Relief



Replacement Vented & Non-Vented Gas Fills for Non EPA Applications



Diesel, Water & Waste Deck Fills



Spare Caps, Parts and Accessories





Fig. 0499

**Fig. 0499 - Water Inlet Fitting
For Obtaining Water At Dockside**

CONSTRUCTION:

- Chrome Plated Bronze
- Standard Female Swivel Hose Connector
- Black Polymer Watertight Plug
- Stainless Steel Bead Chain

Ordering & Tech Info

Pipe Size Inches	O.D. Flange Inches	Dealer Pkg. 5 Cards 1 Pc. per Card	OEM Bulk Pkg. 10 Pcs.	Screw Size	Ship Wt. Carton Lbs. DP/OEM Bulk
1/2	2-3/4	0499DP0CHR	0499000CHR	8	2.6/4.7

Spare Plug with Chain: 0499DP099A.



Fig. 0504

**Fig. 0504 - Water Outlet Fitting
For Use with On-Board Washdown Systems**

CONSTRUCTION:

- Chrome Plated Bronze
- Standard Male Hose Connector
- Watertight Black Polymer Cap
- Stainless Steel Bead Chain

Ordering & Tech Info

Pipe Size Inches	O.D. Flange Inches	Dealer Pkg. 5 Cards 1 Pc. per Card	OEM Bulk Pkg. 10 Pcs.	Screw Size	Ship Wt. Carton Lbs. DP/OEM Bulk
1/2	2-3/4	0504DP0CHR	0504000CHR	8	2.2/3.9

Spare Cap with Chain: 0504DP099A

Fig. 0526 - Regular Deck Plate

CONSTRUCTION:

- Cast Bronze
- Plain or Chrome Plated
- Deck Plate Key Included




Fig. 0526

Ordering & Tech Info

I.D. Opening Inches	O.D. Overall Inches	Plain Bronze Standard Pkg. - 1 Pc.	Chrome Plated Bronze Standard Pkg. - 1 Pc.	Screw Size	Ship Wt. Carton Lbs. Std. Pkg. PLB/CHR
3	5-3/8	0526003PLB	0526003CHR	10	2.1/2.3
4	7-1/16	0526004PLB	0526004CHR	10	3.6/3.7
5	8-3/8	0526005PLB	0526005CHR	10	5.3/5.6
6	9-3/8	0526006PLB	0526006CHR	1/4	7.5/7.6

SPARE PARTS ORDERING INFORMATION

I.D. Opening Inches	Plain Bronze Cap	Chrome Plated Bronze Cap	Spare Key Only
3	0526P0399A	0526C0399A	1248010ZNC
4	0526P0499A	0526C0499A	0539004PLB
5	0526P0599A	0526C0599A	0539005PLB
6	0526P0699A	0526C0699A	0539006PLB



Fig. 0572 - Open Base Cleat

CONSTRUCTION:

- Chrome Plated Bronze

AVAILABLE IN
MARINIUM
Aluminum-Alloy
For Complete
Ordering Info:
See Pgs R-183-184



Fig. 0572



**Shown in
Marinium**

Ordering & Tech Info

Length Overall Inches	Dimensions Base Inches	Max. Rope Size Inches	Dealer Pkg. 5 Cards 1 Pc. per Card	Catalog Number	Pkg. Qty.	Screw Size	Ship Wt. Carton Lbs. DP/Std. Pkg
8	4 x 2-1/4	3/4	0572DP8CHR	0572008CHR	10	1/4	9.9/17.8
10	5-1/16 x 2-13/16	7/8	-----	0572010CHR	1	5/16	--/3.5
12	6-1/16 x 2-7/8	1	-----	0572012CHR	1	5/16	--/4.7
15	7-3/8 x 3-5/8	1-1/2	-----	0572015CHR	1	3/8	--/8.1

Fig. 1188 - Open Base Cleat

CONSTRUCTION:

- Chrome Plated Zinc Alloy



Fig. 1188

Ordering & Tech Info

Length Overall Inches	Dimensions Base Inches	Max. Rope Size Inches	Dealer Pkg. 5 Cards 1 Pc. per Card	OEM Bulk Pkg. Catalog No.	OEM Bulk Pkg.	Screw Size	Ship Wt. Carton Lbs. DP/OEM Bulk
4	2-1/8 x 1-1/2	5/16	1188DP4CHR*	1188004CHR	50	10	3.1/15.4
6	3 x 1-3/4	7/16	1188DP6CHR	1188006CHR	50	10	3.4/30.0
8	4 x 2-1/8	5/8	1188DP8CHR	1188008CHR	25	1/4	4.7/21.0

* Dealer Package, 5 cards - 2 Pcs. per card.

Fig. 1210 - Open Base Cleat

CONSTRUCTION:

- Chrome Plated Zinc Alloy
- Stainless Steel Studs, Nuts and Washers

Ordering & Tech Info

Length Overall Inches	Dimensions Base Inches	Max. Rope Size Inches	Catalog Number	OEM Std. Pkg.	OEM Bulk Pkg.	Stud Size	Ship Wt. Carton Lbs. Std. Pkg./OEM Bulk
4	2-1/8 x 1-1/2	5/16	1210004CHR	10	50	1/4-20 x 2	3.8/19.5
6	3 x 1-3/4	7/16	1210006CHR	10	30	1/4-20 x 2	6.6/21.8
8	4 x 2-1/8	5/8	1210008CHR	5	30	1/4-20 x 2	5.0/29.4



Fig. 1210

Fig. 0545 - Cleat

CONSTRUCTION:

- Aluminum



Open Base



Closed Base

Fig. 0545

Ordering & Tech Info

Base Style	Length Overall Inches	Dimensions Base Inches	Max. Rope Size Inches	Dealer Pkg. 5 Cards 2 Pcs. per Card	OEM Bulk Package Catalog No.	OEM Bulk Pkg. Qty.	Screw Size	Ship Wt. Carton Lbs. DP/OEM Bulk
Closed	3	1-1/2 x 5/8	1/4	0545DP3ALU	-----	----	8	1.0/--
Open	4	1-5/8 x 3/4	5/16	0545DP4ALU	-----	----	10	1.2/--
Open	5	2 x 7/8	3/8	0545DP5ALU	-----	----	1/4	1.8/--
Open	6	2-1/4 x 7/8	7/16	0545DP6ALU*	0545006ALU	50	1/4	3.0/10.0
Open	8	2-5/8 x 1-7/8	5/8	0545DP8ALU*	0545008ALU	25	1/4	4.8/9.0
Open	10	3-5/8 x 1-1/2	3/4	-----	0545010ALU	5	5/16	--/3.0
Open	12	4 x 1-1/2	7/8	-----	0545012ALU	5	5/16	--/4.2

*Dealer Package, 10 pcs., 1 Pc. per card.

Fig. 0544 - Closed Base Cleat

CONSTRUCTION:

- Cast Bronze
- Polished or Chrome Plated



Fig. 0544 Polished



Fig. 0544 Chrome

Closed Base

Ordering & Tech Info

Overall Inches	Base Inches	Max. Rope Size Inches	Chrome Plated Bronze Dealer Pkg.	Polished Bronze Dealer Pkg.	Dealer Pkg. - 5 Cards Pcs. per Card	Screw Size	Ship Wt. Carton Lbs. Dealer Pkg.
3	1-1/2 x 5/8	1/4	0544DP3CHR	0544DP3POL	2	8	1.9
4	1-5/8 x 3/4	5/16	0544DP4CHR	0544DP4POL	1	10	1.6



Fig. 0566 - Streamline Closed Base Cleat

CONSTRUCTION:

- Chrome Plated Zinc Alloy



Fig. 0566

Ordering & Tech Info					
Length Overall Inches	Dimensions Base Inches	Max. Rope Size Inches	Dealer Pkg. 5 Cards 2 Pcs. per Card	Screw Size	Ship Wt. Carton Lbs. Dealer Pkg.
2	2-3/16 x 1-1/8	5/16	0566DP2CHR	6	1.3
3	3-1/8 x 1-1/2	3/8	0566DP3CHR	8	3.1
4-1/2	4-7/16 x 1-7/8	1/2	0566DP4CHR	10	6.0

Fig. 1252 - Open Base Cleat

CONSTRUCTION:

- Chrome Plated Zinc Alloy



Fig. 1252

Ordering & Tech Info						
Length Overall Inches	Dimensions Base Inches	Max. Rope Size Inches	Dealer Pkg. 5 Cards 2 Pcs. per Card	OEM Bulk Pkg. 50 Pcs.	Screw Size	Ship Wt. Carton Lbs. DP/OEM Bulk
6-1/2	3 x 1-1/8	3/4	1252DP0CHR	1252000CHR	1/4	4.6/34.5

Fig. 0530 - Open Base Cleat

CONSTRUCTION:

- Aluminum



Fig. 0530

Ordering & Tech Info					
Length Overall Inches	Dimensions Base Inches	Max. Rope Size Inches	Standard Package - 1 Pc.	Screw Size	Ship Wt. Carton Lbs. Std. Pkg.
8	4 x 2-1/4	3/4	0530008ALU	1/2	1.2
10	4-1/2 x 3	7/8	0530010ALU	1/2	2.0
12	6-1/2 x 2-7/8	1	0530012ALU	5/8	4.0
15	7 x 3-1/4	1-1/2	0530015ALU	3/4	5.0



Fig. 1326

Fig. 1326 - Open Base Cleat

CONSTRUCTION:

- Chrome Plated Zinc Alloy
- Black Polymer Base

Ordering & Tech Info

Length Overall Inches	Dimensions Base Inches	Max. Rope Size Inches	Dealer Pkg. 5 Cards 1 Pc. per Card	OEM Bulk Pkg. 50 Pcs.	Screw Size	Ship Wt. Carton Lbs. DP/OEM Bulk
5-3/4	3-5/8 x 7/8	1/2	1326DP2CHR	1326002CHR	1/4	2.1/19.0



Fig. 1316

Fig. 1316 - Open Base Cleat

CONSTRUCTION:

- Chrome Plated Zinc Alloy
- Black Polymer Base
- Stainless Steel Studs, Nuts and Washers

Ordering & Tech Info

Length Overall Inches	Max. Rope Size Inches	Catalog Number	Std. Pkg.	OEM Bulk Pkg.	Stud Size	Ship Wt. Carton Lbs. Std. Pkg./OEM Bulk
4-1/2	3/8	1316001CHR	1	50	12-24 x 1-1/2	0.4/18.0
6	1/2	1316002CHR	1	---	1/4 x 1-1/2	0.7/27.9



Fig. 1306

Fig. 1306 - Open Base Cleat

CONSTRUCTION:

- Chrome Plated Zinc Alloy
- Black Polymer Base

Ordering & Tech Info

Length Overall Inches	Max. Rope Size Inches	Dealer Package	Dealer Pkg. 5 Cards Pcs. per Card	OEM Bulk Pkg. 50 Pcs.	Screw Size	Ship Wt. Carton Lbs. DP/OEM Bulk
4-1/2	3/8	1306DP1CHR	2	1306001CHR	10	2.7/11.8
6	1/2	1306DP2CHR	1	1306002CHR	1/4	3.3/30.4



Fig. 1305

Fig. 1305 - Closed Base Cleat

CONSTRUCTION:

- Chrome Plated Zinc Alloy
- Black Polymer Base

Ordering & Tech Info

Length Overall Inches	Max. Rope Size Inches	Dealer Package	Dealer Pkg. 5 Cards Pcs. per Card	Screw Size	Ship Wt. Carton Lbs. DP
4-1/2	3/8	1305DP1CHR	2	10	3.5
6	1/2	1305DP2CHR	1	1/4	3.5



Fig. 0119 - Straight Chock

CONSTRUCTION:

- Chrome Plated Bronze



Shown in Marinium



Fig. 0119

Ordering & Tech Info						
Max. Rope Size Inches	Length Overall Inches	Width Inches	Dealer Pkg. 5 Cards 1 Pc. per Card	OEM Bulk Pkg. 5 Pcs.	Screw Size	Ship Wt. Carton Lbs. DP/OEM Bulk
3/4	4	7/8	0119DP4CHR	0119004CHR	8	2.0/1.7
1	6	1-1/8	0119DP6CHR	0119006CHR	12	4.0/3.8

AVAILABLE IN
MARINIUM
Aluminum-Alloy
For Complete Ordering Info:
See Pgs R-183-184

Fig. 1230 - Straight Chocks

CONSTRUCTION:

- Chrome Plated Zinc Alloy



Fig. 1230

Ordering & Tech Info						
Max. Rope Size Inches	Length Overall Inches	Width Inches	Dealer Pkg. 10 Cards 1 Pair per Card	OEM Bulk Pkg. 50 Pairs	Screw Size	Ship Wt. Carton Lbs. DP/OEM Bulk
3/4	4	7/8	1230DP0CHR	1230000CHR	8	4.8/22.0

Fig. 1223 - Skene Bow Chocks

CONSTRUCTION:

- Chrome Plated Zinc Alloy
- Port and Starboard Pair



Fig. 1223

Ordering & Tech Info						
Max. Rope Size Inches	Length Overall Inches	Width Inches	Dealer Pkg. 5 Cards 1 Pair per Card	OEM Bulk Pkg. 50 Pairs	Screw Size	Ship Wt. Carton Lbs. DP/OEM Bulk
1/2	3-1/2	7/8	1223DP0CHR	1223000CHR	8	1.7/14.4



Fig. 0903 - Anchor Chock

CONSTRUCTION:

- Polished or Burnished Chrome Plated Bronze



Fig. 0903

Ordering & Tech Info

Polished Chrome Plated Bronze Dealer Pkg. - 5 Cds. 1 Set per Card	Burnished Chrome Plated Bronze Dealer Pkg. - 5 Cds. 1 Set per Card	Screw Size	Ship Wt. Carton Lbs. CHR/BUR
0903DP1CHR	0903DP1BUR	10	12.3/12.1
0903DP2CHR	0903DP2BUR	10	14.0/13.6

SPARE PARTS ORDERING INFORMATION

To Specify Size Replace the **Seventh** Digit With the Size Number (i.e. 090300199A or 090300299A).

Polished Chrome Shank Support: 090300_99A
 Polished Chrome Fluke Supports, Pair: 090300_99B
 Polished Chrome Crown Support: 090300_99C
 Knob: 1144A00BLK

Burnished Chrome Shank Support: 0903B0_99A
 Burnished Chrome Fluke Supports, Pair: 0903B0_99B
 Burnished Chrome Crown Support: 0903B0_99C

Anchor Chock Compatibility Chart

Size No. 1 Fits:			Size No. 2 Fits:		
Fortress Model	D.L. Anchor		Fortress Model	D.L. Anchor	
FX7-FX16	2-1/2, 4, 8 & 13		FX23-FX55	18 & 22	
Danforth® Models			Danforth® Models		
5H	T™ - 570	S°600	35H	T™ - 4000	VSB™ 2500
12H	T™ - 1200	S°920	60H	T™ - 6000	VSB™ 3600
20H	T™ - 1800	S°1300	90H	T™ - 7000	
	T™ - 2500				
D™ - 375	T™ - 3000	VSB™ 900	D™ - 2000	S°1600	
D™ - 750		VSB™ 13000	D™ - 2500	S°2000	
D™ - 1150	S°160	VSB™ 1900		S°3000	
D™ - 1650	S°300			S°3500	

Figs. 0380 & 0380A - Grab Rail Posts

CONSTRUCTION:

- Chrome Plated Bronze
- Hollow, For 1 Inch O.D. Tubing



Fig. 0380
End Post



Fig. 0380A
Center Post

Ordering Info

Type	Standard Pkg. - 1 Pc.	Ship Wt. Carton Lbs. Standard Pkg.
End Post	0380000CHR	0.8
Center Post	0380A00CHR	0.7

Tech Info

Height Overall: 3-3/8"
 O.D. Base: 2-1/2"
 Screw Size: #8

Fig. 0357 - Rigging Tube

CONSTRUCTION:

- Chrome Plated Brass and Bronze

For use with 2 Inch I.D. Hose to Pass Wiring Harnesses and Control Cables Through Transoms and Motorwell Bulkheads Mounts in 2-1/8 Inch Diameter Hole




Fig. 0357

Ordering & Tech Info

O.D. Tube Inches	Length Overall Inches	O.D. Flange Inches	Dealer Pkg. 5 Cards 1 Pc. per Card	Std. Pkg - 5 Pcs. OEM Bulk Pkg. 25 Pcs.	Screw Size	Ship Wt. Carton Lbs. DP/Std/OEM Bulk
2	4-1/8	3-1/8	0357DP1CHR	0357001CHR	8	3.7/2.7/12.9



Fig. 0608 - Mooring Bitt

CONSTRUCTION:

- Chrome Plated Bronze, Hollow



Fig. 0608

Ordering & Tech Info					
Dimensions Base Inches	Height Inches	Standard Pkg. 1 Pc.	Bolt Size	Ship Wt. Carton Lbs. Std. Pkg.	
4-1/4 x 4-1/4	3-1/2	0608002CHR	1/4	2.3	
5 x 5	4-3/4	060802ACHR	3/8	3.5	
6 x 6	5	0608003CHR	3/8	6.1	

Fig. 0752 - Oval Hawse Hole Plate

CONSTRUCTION:

- Chrome Plated Bronze or Marinium Alloy



Fig. 0752 Chrome

Fig. 0755 - Triangular Hawse Hole Plate

CONSTRUCTION:

- Marinium Alloy



Fig. 0755 Marinium



Fig. 0752 Marinium

Ordering & Tech Info						
Finish	Dimensions Outside Inches	Dimensions Inside Inches	Length Spigot Inches	Std. Pkg. - 1 Pc.	Screw Size	Ship Wt. Carton Lbs. Std. Pkg.
Chrome Bronze	4-1/4 x 6	2-1/8 x 4-1/8	1-1/4	0752000CHR	1/4	1.6
Marinium	4-1/4 x 6	2-1/8 x 4-1/8	1-1/4	0752000MAR	1/4	0.6
Marinium	8-1/4 x 5-1/8	3-1/8 x 5-1/4	1-3/4	0755000MAR	1/4	1.5

AVAILABLE IN

For Complete Ordering Info: See Pgs R-183-184

NOTE: The Bow Eye Illustrated Below is Not Designed to Bear the Weight of the Vessel and Therefore Should Not Be Used For Lifting

Fig. 1235 - Bow Eye

CONSTRUCTION:

- Chrome Plated Zinc Alloy Eye
- Zinc Alloy Plated Steel "U" Bolt, Nuts & Washers

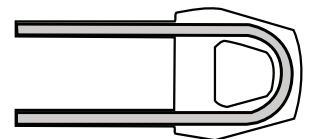



Fig. 1235

Ordering & Tech Info						
Length Shank Inches	O.D. Shank Inches	I.D. Eye Inches	Length Thread Inches	Dealer Pkg. 10 Cards 1 Pc. per Card	Ship Wt. Carton Lbs. Dealer Pkg.	Safe Working Load Pounds**
3	5/16	1	2-3/4	1235DP0CHR	6.6	2000

****IMPORTANT NOTE: The Safe Working Load Information Given for the Item Above is Based on a Straight Axial Pull. This Information Would Not Apply in Cases Where Installation or Use Creates Angular Loading, Since These Variations Make it Impracticable to Offer Accurate Test Data.**

Fig. 0750 - Rope and Chain Deck Pipe



Fig. 0750
Chrome



Fig. 0750
Shown in Marinium

CONSTRUCTION:

- Chrome Plated Bronze
- The Cover Has a Hook for Hanging Chain and a Stainless Steel Cable Retainer

8

AVAILABLE IN

For Complete Ordering Info: See Pgs R-183-184

Ordering & Tech Info					
Opening For Chain Size Inches	Dimensions Flange Inches	Height Overall Inches	Dealer Pkg. 5 Cards 1 Pc. per Card	Screw Size	Ship Wt. Carton Lbs. Dealer Pkg.
3/8	5-1/4 x 4	1-3/8	0750DP0CHR	8	9.6

Spare Cover with Hook and Cable, Cat. No. 0750DP099A

Fig. 1057 - Rope Deck Pipe

Fig. 1057 White



Fig. 1057 Black

CONSTRUCTION:

- High Impact Black or White Polymer
- U.V. Stabilized, Fiber Reinforced
- Hinged, Snap-Down Cover
- Hinge Design Allows Open Cover to Lay Flat

Ordering & Tech Info						
	Maximum Rope Size Inches	O.D. Flange Inches	Dealer Pkg. 5 Cards 1 Pc. per Card	OEM Bulk Pkg. 25 Pcs.	Screw Size	Ship Wt. Carton Lbs. DP/OEM Bulk
Color						
Black	7/8	3-3/4	1057DP0BLK	1057000BLK	8	1.7/5.7
White	7/8	3-3/4	1057DP0WHT	1057000WHT	8	1.7/5.7

Fig. 0757 - Rope Deck Pipe



Fig. 0757

CONSTRUCTION:

- Chrome Plated Zinc Alloy
- Hinged, Snap-Down Cover

Ordering & Tech Info					
Maximum Rope Size Inches	O.D. Flange Inches	Dealer Pkg. 5 Cards 1 Pc. per Card	OEM Bulk Pkg. 10 Pcs.	Screw Size	Ship Wt. Carton Lbs. DP/OEM Bulk
1	3-3/8	0757DP0CHR	0757000CHR	8	2.9/5.4



Figs. 1043 & 1325 - Step Plates

CONSTRUCTION:

- Soft Black Polymer Pads

Fig. 1043 - Chrome Plated Bronze Frame

Fig. 1325 - Chrome Plated Zinc Alloy Frame



Fig. 1043



Fig. 1325

Ordering & Tech Info

Dimensions Inches	Dealer Pkg. 5 Cards 1 Pc. per Card	Qty Per Card	OEM Bulk Pkg. 50 Pcs.	Screw Size	Ship Wt. Carton Lbs. DP/OEM Bulk
8-3/4 x 3-1/4	1043DP1CHR	1	-----	8	4.8/--
11-1/2 x 5-3/4	1043DP2CHR	1	-----	8	10.2/--
8-3/8 x 2-1/4	1325DP0CHR	2	1325000CHR	8	3.8/16.1
8-3/4 x 3-1/4	1325DP1CHR	2	1325001CHR	8	5.2/22.4

Spare Pads for Size No. 0 (2 per bag): 1050DP0BLK

Spare Pads for Size No. 1 (2 per bag): 1050DP1BLK

Spare Pads for Size No. 2 (2 per bag): 1050DP2BLK

Fig. 1015 - Step Plate

CONSTRUCTION:

- Chrome Plated Brass Frame
- Soft Black Polymer Tread Insert



Fig. 1015

Ordering & Tech Info

Dimensions Inches	Dealer Pkg. 5 Cards 2 Pcs. per Card	O.E.M. Bulk Pkg. 50 Pcs.	Screw Size	Ship Wt. Carton Lbs. DP/OEM Bulk
7-1/4 x 1-1/2	1015DP0CHR	1015000CHR	8	1.8/6.7

Figs. 0351 & 0501 - Fixed Steps and Handle

CONSTRUCTION:

- Chrome Plated Bronze

Fig. 0351



Fig. 0501



Ordering & Tech Info

Dimensions Step Inches	Dimensions Bracket Inches	Dealer Pkg. 5 Cards 1 Pc. per Card	Standard Pkg. - 1 Pc.	Bolt Size	Ship Wt. Carton Lbs. DP/Std. Pkg.
6 x 4-1/4	6 x 2	0351DP0CHR	-----	5/16 R.H.	11.1/--
11 x 4-1/2	11 x 2	-----	0501000CHR	5/16 R.H.	--/4.3

Fig. 0344 - Folding Step and Handle

CONSTRUCTION:

- Chrome Plated Manganese Bronze
- Stainless Steel Spring Holds Step in Open or Closed Position



Fig. 0344

Ordering & Tech Info

Dimensions Step Inches	Dimensions Bracket Inches	Projection Folded Inches	Dealer Pkg. 5 Cards 1 Pc. per Card	Bolt Size	Ship Wt. Carton Lbs. Dealer Pkg.
4-1/8 x 2-1/4	4-1/4 x 1-3/4	1-3/8	0344DP0CHR	5/16 R.H.	8.5




Fig. 1234

Fig. 1234 - Bow Handle for Daysailors

CONSTRUCTION:

- Chrome Plated Zinc Alloy

Ordering Info		
Dealer Pkg. 5 Cards 1 Pc. per Card 1234DP0CHR	OEM Bulk Pkg. 50 Pcs. 1234000CHR	Ship Wt. Carton Lbs. DP/OEM Bulk 3.0/18.7

Tech Info
• Length Overall: 6-1/2" • Ht. Above Deck: 2" • Screw Size: #8



Fig. 1336

Figs. 1336 & 1346 - Handles

CONSTRUCTION:

- Chrome Plated Zinc Alloy
- Black Polymer Base
- Stainless Steel Studs, Nuts and Washers (Fig. 1346)

Ordering Info			
Dealer Pkg. 5 Cards 2 Pcs. per Card 1336DP0CHR	OEM Bulk Pkg. 50 Pcs. 1336000CHR	Screw Size 1/4	Ship Wt. Carton Lbs. DP/OEM Bulk 6.4/30.2
Std. Pkg. - 1 Pc. OEM Bulk Pkg. - 50 Pcs. 1346000CHR	Stud Size 1/4-20 x 1-1/2	Ship Wt. Carton Lbs. Std. Pkg./OEM Bulk 0.8/38.0	

Tech Info
• Length Overall: 6-1/4" • Length Inside: 3-1/2" • Height Inside: 1"



Fig. 1346

8



Fig. 1222

Fig. 1222 - Handle

CONSTRUCTION:

- Chrome Plated Zinc Alloy

Ordering Info		
Dealer Pkg. 5 Cards 2 Pcs. per Card 1222DP0CHR	OEM Bulk Pkg. 100 Pcs. 1222000CHR	Ship Wt. Carton Lbs. DP/OEM Bulk 3.2/23.5

Tech Info
• Length Overall: 5-3/4" • Length Inside: 3-5/8" • Height Inside: 1-1/4" • Screw Size: #8



Fig. 1231

Fig. 1231 - Handle

CONSTRUCTION:

- Chrome Plated Zinc Alloy

Ordering Info		
Dealer Pkg. 5 Cards 2 Pcs. per Card 1231DP0CHR	OEM Bulk Pkg. 50 Pcs. 1231000CHR	Ship Wt. Carton Lbs. DP/OEM Bulk 4.8/19.8

Tech Info
• Length Overall: 6" • Length Inside: 3-1/2" • Height Inside: 1-5/16" • Screw Size: 1/4



Fig. 0775

Fig. 0775 - Handle

CONSTRUCTION:

- Chrome Plated Bronze

Ordering & Tech Info						
Length Overall Inches	Length Inside Inches	Height Inside Inches	Dealer Pkg. 5 Cards 2 Pcs. per Card	OEM Bulk Pkg. 50 Pcs.	Screw Size	Ship Wt. Carton Lbs. DP/OEM Bulk
4-1/4	2-1/2	7/8	0775DP1CHR	0775001CHR	6	1.8/7.2
5-3/4	3-5/8	1-3/8	0775DP2CHR	0775002CHR	8	3.1/11.2



Fig. 0828 - Ribbed Type Rowlock Horns

CONSTRUCTION:

- Plain Manganese Bronze

Ordering & Tech Info				
O.D. Shank Inches*	Length Shank Inches	Between Horns Inches	Dealer Pkg. - 5 Cards 1 Pair per Card	Ship Wt. Carton Lbs. Dealer Pkg.
1/2	2-1/8	2	0828DP0PLB	5.0



Fig. 0828

Fig. 0829 - Round Type Rowlock Horns

CONSTRUCTION:

- Plain Manganese Bronze

Ordering & Tech Info				
O.D. Shank Inches*	Length Shank Inches	I.D. Horn Inches	Dealer Pkg. - 5 Cards 1 Pair per Card	Ship Wt. Carton Lbs. Dealer Pkg.
1/2	2-1/8	2	0829DP0PLB	5.0
1/2	2-1/8	2-1/4	0829DP1PLB	5.8



Fig. 0829

Fig. 0830 - North River Type Rowlock Horns

CONSTRUCTION:

- Plain Manganese Bronze

Ordering & Tech Info				
O.D. Shank Inches*	Length Shank Inches	Between Horns Inches	Dealer Pkg. - 5 Cards 1 Pair per Card	Ship Wt. Carton Lbs. Dealer Pkg.
1/2	2-1/8	2-1/8	0830DP0PLB	4.3



Fig. 0830

Figs. 0831, 0832 & 0833 - Rowlock Sockets

CONSTRUCTION:

- Plain Manganese Bronze

Ordering & Tech Info					
Mount	Length Inches	Width Inches	Depth Inches	Dealer Pkg. 5 Cards 1 Pair per Card	Ship Wt. Carton Lbs. Dealer Pkg.
Top	2-3/8	7/8	1	0831DP0PLB	2.4
Side	3-5/8	---	1-3/8	0832DP0PLB	2.5
Edge	4	3/4	1-3/4	0833DP0PLB	3.7



Fig. 0832



Fig. 0831



Fig. 0833

Screw Size #10.

*Note: The Plain Bronze Oarlocks listed on this page were designed for use only with the matching plain bronze rowlock sockets Figs. 0831-0833.

Fig. 1227 - North River Type Rowlock Horns



Fig. 1227

CONSTRUCTION:

- Plain or Chrome Plated Zinc Alloy

Ordering & Tech Info

	O.D. Shank Inches	Length Shank Inches	Between Horns Inches	Dealer Pkg. 10 Cards 1 Pair per Card	Ship Wt. Carton Lbs. Dealer Pkg.
Finish					
Plain	1/2	1-3/4	1-3/4	1227DP0ZNC	6.0
Chrome	1/2	1-3/4	1-3/4	1227DP0CHR	6.3

8

Fig. 1262 - Open Type Rowlock Horns



Fig. 1262

CONSTRUCTION:

- Plain or Chrome Plated Zinc Alloy

Ordering & Tech Info

	O.D. Shank Inches	Length Shank Inches	Between Horns Inches	Dealer Pkg. 10 Cards 1 Pair per Card	Ship Wt. Carton Lbs. Dealer Pkg.
Finish					
Plain	1/2	1-3/4	1-3/4	1262DP0ZNC	5.8
Chrome	1/2	1-3/4	1-3/4	1262DP0CHR	5.9

Fig. 1267 - Round Type Rowlock Horns



Fig. 1267

CONSTRUCTION:

- Plain or Chrome Plated Zinc Alloy

Ordering & Tech Info

	O.D. Shank Inches	Length Shank Inches	I.D. Horns Inches	Dealer Pkg. 10 Cards 1 Pair per Card	Ship Wt. Carton Lbs. Dealer Pkg.
Finish					
Plain	1/2	1-3/4	2	1267DP0ZNC	6.8
Chrome	1/2	1-3/4	2	1267DP0CHR	6.8



Fig. 1185 - Top Mount Rowlock Sockets

CONSTRUCTION:

- Plain or Chrome Plated Zinc Alloy
- Black Polymer Bearings
- For Use with Fig. 1227, 1262 or 1267 Rowlock Horns

Ordering & Tech Info

Finish	Length Inches	Width Inches	Depth Inches	Dealer Pkg. 10 Cards 1 Pair per Card	OEM Bulk Pkg. 50 Pairs	Ship Wt. Carton Lbs. DP/OEM Bulk
Plain	2-7/8	1-1/8	1-1/8	1185DP0ZNC	1185000ZNC	4.0/17.0
Chrome	2-7/8	1-1/8	1-1/8	1185DP0CHR	1185000CHR	4.0/17.0

Screw Size #10. Polymer Bearing: 1155000BLK.



Fig. 1185

Fig. 1186 - Edge Mount Rowlock Sockets

CONSTRUCTION:

- Plain or Chrome Plated Zinc Alloy
- Black Polymer Bearings
- For Use with Fig. 1227, 1262 or 1267 Rowlock Horns

Ordering & Tech Info

Finish	Length Inches	Width Inches	Depth Inches	Dealer Pkg. 10 Cards 1 Pair per Card	Ship Wt. Carton Lbs. Dealer Pkg.
Plain	4	7/8	1-1/8	1186DP0ZNC	7.0
Chrome	4	7/8	1-1/8	1186DP0CHR	7.2

Screw Size #10. Polymer Bearing: 1155000BLK.



Fig. 1186

Fig. 1187 - Side Mount Rowlock Sockets

CONSTRUCTION:

- Plain or Chrome Plated Zinc Alloy
- Black Polymer Bearings
- For Use with Fig. 1227, 1262 or 1267 Rowlock Horns

Ordering & Tech Info

Finish	Length Inches	Depth Inches	Dealer Pkg. - 10 Cards 1 Pair per Card	Ship Wt. Carton Lbs. Dealer Pkg.
Plain	4	1-1/4	1187DP0ZNC	4.3
Chrome	4	1-1/4	1187DP0CHR	4.4

Screw Size #10. Polymer Bearing: 1155000BLK.



Fig. 1187

Fig. 0233 - Oar Leathers & Buttons

CONSTRUCTION:

- Leather

Ordering & Tech Info

Dimensions Leather Inches	Dimensions Button Inches	Dealer Pkg. 5 Cards 1 Pair per Card	Ship Wt. Carton Lbs. Dealer Pkg.
7 x 6-1/2	1/2 x 13	0233DP1	2.3

Note: Pair Consists of 2 Leathers and 2 Buttons.




Fig. 0233



Figs. 0427, 0428, 1277, 1278, 1304 & 1327 Flag Poles & Sockets

CONSTRUCTION:

- **Fig. 0427** - Chrome Plated Brass Pole, Chrome Plated Bronze Straight Socket
- **Fig. 0428** - Chrome Plated Brass Pole, Chrome Plated Bronze Angled Socket
- **Fig. 1277** - Aluminum Pole, Chrome Plated Zinc Alloy Straight Socket
- **Fig. 1278** - Aluminum Pole, Chrome Plated Zinc Alloy Angled Tear Drop Socket
- **Fig. 1304** - Aluminum Pole, Chrome Plated Zinc Alloy Clamp-on Socket for 3/4" to 1" Round Rails
- **Fig. 1327** - Aluminum Pole, Chrome Plated Zinc Alloy Clamp-on Socket for 1-1/4" Square Rails
- DP3 Version Includes **Made in the U.S.A. Embroidered American Flag** in each Package
- For 16 Inch High Flags
- Includes Allen Wrench and Thumb Screw for Easy Disassembly of Pole and Socket



Ordering & Tech Info

Description	Base Style	Finish	Dealer Pkg. 5 Cards 1 Pc. per Card	I.D. Socket Inches	Approx. Pole Ht. Inches	Ship Wt. Carton Lbs. Dealer Pkg.
Pole & Socket	Straight	Chr. Brass/Chr. Bronze	0427DP2CHR	3/4	31-1/2	9.8
Pole & Socket	Straight	Alum./Chr. Zinc Alloy	1277DP2CHR	1/2	31-1/2	7.2
Pole & Socket	Angled	Chr. Brass/Chr. Bronze	0428DP2CHR	3/4	31-1/2	9.0
Pole & Socket	Angled	Alum./Chr. Zinc Alloy	1278DP2CHR	1/2	31-1/2	7.3
Pole & Socket	Clamp On (Round)	Alum./Chr. Zinc Alloy	1304DP2CHR	3/4	18	6.1
Pole & Socket	Clamp On (Square)	Alum./Chr. Zinc Alloy	1327DP2CHR	3/4	18	5.4
Pole, Socket & Flag	Straight	Chr. Brass/Chr. Bronze	0427DP3CHR	3/4	31-1/2	10.5
Pole, Socket & Flag	Straight	Alum./Chr. Zinc Alloy	1277DP3CHR	1/2	31-1/2	9.0
Pole, Socket & Flag	Angled	Chr. Brass/Chr. Bronze	0428DP3CHR	3/4	31-1/2	10.5
Pole, Socket & Flag	Angled	Alum./Chr. Zinc Alloy	1278DP3CHR	1/2	31-1/2	9.3
Pole, Socket & Flag	Clamp On (Round)	Alum./Chr. Zinc Alloy	1304DP3CHR	3/4	18	7.7
Pole, Socket & Flag	Clamp On (Square)	Alum./Chr. Zinc Alloy	1327DP3CHR	3/4	18	7.1



Figs. 0218 & 0219 - Flush Flag Pole Sockets

CONSTRUCTION:

- Chrome Plated Bronze

Fig. 0218 - Straight Bow Socket

Fig. 0219 - 26° Angle Stern Socket



Fig. 0219 Stern

Fig. 0218 Bow

AVAILABLE IN

Aluminum-Alloy
 For Complete
 Ordering Info:
 See Pgs R-183-184

Ordering & Tech Info

I.D. Socket Inches	O.D. Flange Inches	Depth Socket Inches	Straight Dealer Pkg. - 5 Cds. 1 Pc. per Card	Straight OEM Bulk Pkg. 5 Pcs.	Angled Dealer Pkg. - 5 Cds. 1 Pc. per Card	Angled OEM Bulk Pkg. 5 Pcs.	Screw Size	Ship Wt. Carton Lbs. 0218/0219
3/4	2	1-1/2	0218DP1CHR	0218001CHR	0219DP1CHR	0219001CHR	8	2.0/3.4
1	2-3/8	1-3/4	0218DP2CHR	0218002CHR	0219DP2CHR	0219002CHR	8	3.4/3.7
1-1/4	2-5/8	2	0218DP3CHR	0218003CHR	0219DP3CHR	0219003CHR	8	4.0/4.8

Figs. 0220 & 0221 - Upright Flag Pole Sockets

CONSTRUCTION:

- Chrome Plated Bronze

Fig. 0220 - Straight Bow Socket

Fig. 0221 - 13° Angle Stern Socket

Fig. 0220 Bow

Fig. 0221 Stern



Shown in Marinium

AVAILABLE IN

Aluminum-Alloy
 For Complete
 Ordering Info:
 See Pgs R-183-184

Ordering & Tech Info

I.D. Socket Inches	O.D. Base Inches	Height Overall Inches	Straight DP Pkg. - 5 Cds. 1 Pc. per Card	Angled DP Pkg. - 5 Cds. 1 Pc. per Card	Screw Size	Ship Wt. Carton Lbs. 0220/0221
3/4	2-1/8	1-3/4	0220DP1CHR	0221DP1CHR	8	1.7/2.0
1	2-1/2	2	0220DP2CHR	0221DP2CHR	8	3.1/3.7
1-1/4	2-3/4	2-1/8	0220DP3CHR	0221DP3CHR	8	3.1/4.5

Figs. 1302 & 1322 - Clamp-On Flag Pole Sockets

CONSTRUCTION:

- Chrome Plated Zinc Alloy With Black Polymer Knob

Fig. 1302 For Round Rail Sizes 3/4 to 1 Inch

Fig. 1322 For Square Rail Size 1-1/4 Inch

Ordering & Tech Info

I.D. Socket Inches	Dimensions Bracket Inches	Dealer Pkg. 5 Cards 1 Pc. per Card	Ship Wt. Carton Lbs. Dealer Pkg.
3/4	2 x 1-3/4	1302DP0CHR	3.5
3/4	2 x 1-3/4	1322DP0CHR	2.8



Fig. 1322



Fig. 1302

Fig. 0495 - Flag Staff

CONSTRUCTION:

- Chrome Plated Zinc Alloy Base and Top
- Anodized Aluminum Tube

Sizes 2 and 3 For Use with Figs. 1302 & 1322 Clamp-On Sockets Only

Ordering & Tech Info

O.D. Base Inches	Length Overall Inches	Dealer Pkg. 5 Bags 1 Pc. per Bag	Ship Wt. Carton Lbs. Dealer Pkg.
1/2	14	0495DP1CHR	1.5
3/4	14	0495DP2CHR	1.7
3/4	18	0495DP3CHR	2.0

Fig. 0495





Fig. 1299

Fig. 1299 - Fender Lock

CONSTRUCTION:

- Chrome Plated Zinc Alloy

The Eye is to be Permanently Attached to the Fender Line.

Ordering & Tech Info

I.D. Eye Inches	O.D. Flange Inches	Dealer Pkg. 10 Cards 2 Pcs. per Card	OEM Bulk Pkg. 50 Pcs.	Screw Size	Ship Wt. Carton Lbs. DP/OEM Bulk
3/8	1-1/2	1299DP0CHR	1299000CHR	8	1.6/2.9



Fig. 1246

Fig. 1246 - Fender Hook

CONSTRUCTION:

- Chrome Plated Zinc Alloy

Ordering & Tech Info

Maximum Rope Size Inches	Dimensions Plate Inches	Dealer Pkg. - 10 Cards 2 Pcs. per Card	Screw Size	Ship Wt. Carton Lbs. Dealer Pkg.
3/8	1-3/4 x 1-1/4	1246DP0CHR	6	2.1



Fig. 1309

Fig. 1309 - Snap Type Fender Hook

CONSTRUCTION:

- Chrome Plated Zinc Alloy

Ordering & Tech Info

Maximum Rope Size Inches	Dimensions Plate Inches	Dealer Pkg. 10 Cards 2 Pcs. per Card	OEM Bulk Pkg. 100 Pcs.	Screw Size	Ship Wt. Carton Lbs. DP/OEM Bulk
1/4	1-9/16 x 1-3/8	1309DP0CHR	1309000CHR	6	2.1/8.4



Fig. 1289

Fig. 1289 - Swivel Eye Snap

CONSTRUCTION:

- Chrome Plated Zinc Alloy
- Interlocking Tongue with Spring

Ordering & Tech Info

I.D. Eye Inches	Length Overall Inches	Dealer Pkg. - 10 Cards 1 Pc. per Card	Ship Wt. Carton Lbs. Dealer Pkg.
5/8	3	1289DP0CHR	2.0



Fig. 0759

Fig. 0759 - Dock Line Spring

CONSTRUCTION:

- Galvanized Spring Steel

Ordering & Tech Info

For Rope Size Inches	Length Overall Inches	O.D. Inches	Compression Inches	Standard Package - 5 Pcs.	Ship Wt. Carton Lbs. Standard. Pkg.
1/2	10	1-1/2	4-1/2	0759001ZNC	4.7



Fig. 0565 - Swivel Rope Pulley

Fig. 0634 - Swivel Snap Hook Rope Pulley

CONSTRUCTION:

- Stainless Steel
- White Polymer Sheave
- Maximum Rope Size 1/4 Inch
- Fig. 0565 includes Strap

Fig. 0565

Fig. 0634



Ordering & Tech Info

O.D. Sheave Inches	Length Overall Inches	Length Strap Inches	Opening Snap Throat Inches	Dealer Pkg. 5 Cards 2 Pcs. per Card	Screw Size	Ship Wt. Carton Lbs. Dealer Pkg.
2-5/16	4	1-5/8	-----	0565DP	10	1.7
2-5/16	4-5/8	-----	1/2	0634DP	-----	2.0

Fig. 1226 - Rope Clamp

CONSTRUCTION:

- Chrome Plated Zinc Alloy
- For 1/8 or 3/16 Inch Rope

Ordering & Tech Info

Length Overall Inches	Width Inches	Dealer Pkg. - 25 Cards 2 Pcs. per Card	OEM Bulk Pkg. 100 Pcs.	Ship Wt. Carton Lbs. DP/OEM Bulk
1-1/4	11/16	1226DP0CHR	1226000CHR	4.1/6.4



Fig. 1226

Fig. 1243 - Rope Guide

CONSTRUCTION:

- Chrome Plated Zinc Alloy
- Black Polymer Sheave

Ordering & Tech Info

Maximum Rope Size Inches	O.D. Sheave Inches	Dimensions Base Inches	Dealer Pkg. 10 Cards 1 Pc. per Card	Screw Size	Ship Wt. Carton Lbs. Dealer Pkg.
1/4	7/8	2 x 3/4	1243DP0CHR	8	1.5



Fig. 1243

Figs. 1256 & 1261 - Rope Guides

CONSTRUCTION:

- Chrome Plated Zinc Alloy

Ordering & Tech Info

I.D. Hole Inches	Dimensions Base Inches	Dealer Pkg. 25 Cards 2 Pcs. per Card	OEM Bulk Pkg. 100 Pcs.	Screw Size	Ship Wt. Carton Lbs. DP/OEM Bulk
5/16	1-1/4 x 3/4	1256DP0CHR	1256000CHR	6	2.5/3.0
5/16	1-1/4 x 3/4	1261DP0CHR	1261000CHR	6	2.5/2.9



Fig. 1261



Fig. 1256



Fig. 0769 - Hatch Fastener or Windshield Keeper

CONSTRUCTION:

- Chrome Plated Brass and Zinc Alloy
- Black Polymer Handle



Fig. 0769

Ordering & Tech Info

Dimensions Base Inches	Dealer Pkg. 5 Cards 1 Pc. per Card	OEM Bulk Pkg. 25 Pcs.	Screw Size	Ship Wt. Carton Lbs. DP/OEM Bulk
1-1/2 x 5/8	0769DP0CHR	0769000CHR	8	1.5/5.9

SPARE PARTS ORDERING INFORMATION

Keeper: 076900099A Handle with Stud: 076900099C

8

Fig. 0697 - Hatch Fastener or Windshield Keeper

CONSTRUCTION:

- Chrome Plated Brass and Zinc Alloy



Fig. 0697

Ordering & Tech Info

Length Bolt Inches	Dimensions Bracket Inches	Dimensions Keeper Inches	Dealer Pkg. 10 Cards 1 Pc. per Card	Screw Size	Ship Wt. Carton Lbs. Dealer Pkg.
1-1/2	1-1/2 x 5/8	1-1/2 x 3/4	0697DP0CHR	8	2.2

Fig. 0967 - Hatch Fastener or Windshield Keeper

CONSTRUCTION:

- Chrome Plated Bronze




Fig. 0967

Ordering & Tech Info

Length Bolt Inches	Dimensions Bracket Inches	Dimensions Keeper Inches	Dealer Pkg. 5 Cards 1 Pc. per Card	OEM Bulk Pkg. 25 Pcs.	Screw Size	Ship Wt. Carton Lbs. DP/OEM Bulk
1-1/2	1-9/16 x 1	1-7/8 x 7/8	0967DP0CHR	0967000CHR	8	1.4/6.0

Fig. 0770 - Hatch Fastener

CONSTRUCTION:

- Chrome Plated Bronze
- Black Polymer Knob



Fig. 0770

Ordering & Tech Info

Dimensions Overall Inches	Adjustment Thread Inches	Dealer Pkg. 5 Cards 1 Pc. per Card	OEM Bulk Pkg. 25 Pcs.	Screw Size	Ship Wt. Carton Lbs. DP/OEM Bulk
3-1/2 x 1-5/8	7/8	0770DP0CHR	0770000CHR	8	2.3/10.0

Fig. 0325 - Axe Bracket

CONSTRUCTION:

- Stainless Steel



Fig. 0325
Socket & Bracket

Ordering & Tech Info

For Blade Width Inches	Standard Pkg. - 10 Sets	Socket Screw Size	Bracket Screw Size	Ship Wt. Carton Lbs. Standard Pkg.
6	0325000STS	10 R.H.	6	3.0



BOAT HOOK HOLDERS, RING BUOY HOLDER, EYE STRAPS & SPRING CLAMPS

Fig. 0492 - Boat Hook Holders

CONSTRUCTION:

- Stainless Steel

Ordering Info		
Dealer Pkg. 10 Cards 1 Pair per Card 0492DP0STS	OEM Bulk Pkg. 50 Pairs 0492000STS	Ship Wt. Carton Lbs. DP/OEM Bulk 2.1/8.0

Tech Info
Max. Pole O.D.: 1-1/2" Length: 3-1/2" Width: 1" Screw Size: #6



Fig. 0492

Fig. 1017 - Ring Buoy Holder

CONSTRUCTION:

- Chrome Plated or Plain Brass

Ordering & Tech Info					
Width Mounting Plate Inches	Height Overall Inches	Chrome Plated Brass Dealer Pkg. - 5 Cards 1 Pc. per Card	Plain Brass Standard Pkg. - 5 Pcs.	Screw Size	Ship Wt. Carton Lbs. DP/Std. Pkg.
3	4-1/2	1017DP0CHR	1017000PLB	8	2.9/2.4



Fig. 1017

8

Fig. 0562 - Eye Strap

Fig. 1242 - Eye Strap

CONSTRUCTION:

- Fig. 0562 - 300 Series Stainless Steel
- Fig. 1242 - Chrome Plated Zinc Alloy

Ordering & Tech Info						
Material	Length Overall Inches	I.D. Eye Inches	Dealer Pkg. 10 Cards 5 Pcs. per Card	OEM Bulk Pkg. 100 Pcs.	Screw Size	Ship Wt. Carton Lbs. DP/OEM Bulk
Stainless Steel	1-5/8	1/4	0562DP0STS	0562000STS	10	0.9/0.8
Chrome Zinc	1-7/8	5/16	1242DP0CHR	1242000CHR	8	1.6/2.3



Fig. 0562



Fig. 1242

Fig. 0502 - Spring Clamps

CONSTRUCTION:

- Stainless Steel

Ordering & Tech Info							
Min. I.D. Inches	Max. I.D. Inches	Projection Inches	Width Clamp Inches	Dealer Pkg. 10 Cards 1 Pair per Cd.	OEM Bulk Pkg. 50 Pairs	Screw Size	Ship Wt. Carton Lbs. DP/OEM Bulk
5/8	1-1/4	1-1/2	1/2	0502DP1STS	0502001STS	6	1.0/2.9
1	1-3/4	2-1/4	5/8	0502DP2STS	0502002STS	6	1.8/6.8



Fig. 0502



Fig. 0797 - Hatch Adjuster



Fig. 0797

CONSTRUCTION:

- Chrome Plated Brass and Zinc Alloy
- Black Polymer Knob

Ordering & Tech Info					
Length Arm Inches	Length Adjustment Inches	Length Slide Inches	Dealer Pkg. 5 Cards 1 Pc. per Card	Screw Size	Ship Wt. Carton Lbs. Dealer Pkg.
10	9-1/2	10-3/4	0797DP0CHR	8	4.3

Fig. 0762 - Hatch Support Braces



Fig. 0762

CONSTRUCTION:

- Chrome Plated Brass
- One End Angled Base, the Other End Flat Base

Ordering & Tech Info				
Length Open Inches	Dealer Pkg. - 5 Cards 1 Pair per Card	OEM Bulk Pkg. 20 Pairs	Screw Size	Ship Wt. Carton Lbs. DP/OEM Bulk
10	0762DP1CHR	0762001CHR	8	4.0/13.9
12	0762DP2CHR	0762002CHR	8	4.4/15.5
14	0762DP3CHR	0762003CHR	8	5.0/16.2

Port Side Shown

Fig. 0763 - Hatch Support Braces



Fig. 0763

CONSTRUCTION:

- Chrome Plated Brass
- Both Ends Angled Base

Ordering & Tech Info			
Length Open Inches	OEM Bulk Pkg. 20 Pairs	Screw Size	Ship Wt. Carton Lbs. OEM Bulk
10	0763001CHR	8	13.9
12	0763002CHR	8	15.5
14	0763003CHR	8	16.2

Port Side Shown

Fig. 0155 - Hatch Fastener or Windshield Keeper



Fig. 0155

CONSTRUCTION:

- Chrome Plated Brass and Zinc Alloy
- Phosphor Bronze Spring

Ordering & Tech Info					
Length Overall Inches	Mounting Base Inches	Dealer Pkg. 5 Cards 1 Pc. per Card	OEM Bulk Pkg. 50 Pcs.	Screw Size	Ship Wt. Carton Lbs. DP/OEM Bulk
3-7/8	1-1/2 x 9/16	0155DP0CHR	0155000CHR	6	1.4/10.8



Figs. 1179 & 1180 - Windshield Adjusters

CONSTRUCTION:

- Chrome Plated Brass and Zinc Alloy
- Black Polymer Knob



Fig. 1179

Fig. 1180

Ordering & Tech Info

Length Closed Inches	Length Open Inches	O.D. Tube Inches	Dealer Pkg. 5 Cards 1 Pc. per Card	OEM Bulk Pkg. 20 Pcs.	Screw Size	Ship Wt. Carton Lbs. DP/OEM Bulk
10	18	1/2	1179DP1CHR	1179001CHR	6	4.0/12.2
12	20	1/2	1179DP2CHR	1179002CHR	6	4.1/12.4
12	21	1/2	1180DP0CHR	1180000CHR	6	4.3/13.4

Knob: 1117DP0BLK

Fig. 1116 - Windshield Adjuster

CONSTRUCTION:

- Chrome Plated Brass and Zinc Alloy
- Black Polymer Knob



Fig. 1116

Ordering & Tech Info

Length Rod Inches	O.D. Rod Inches	Dealer Pkg. 5 Cards 1 Pc. per Card	OEM Bulk Pkg. 20 Pcs.	Screw Size	Ship Wt. Carton Lbs. DP/OEM Bulk
8	3/8	1116DP1CHR	1116001CHR	8	3.3/10.0
10	3/8	1116DP2CHR	1116002CHR	8	3.8/11.5
12	3/8	1116DP3CHR	1116003CHR	8	4.1/12.9

Knob: 1117DP0BLK

Figs. 0082, 1290 & 1291 - Windshield Adjusters

CONSTRUCTION:

- Fig 0082 Chrome Plated Brass and Bronze
- Figs 1290 & 1291 Chrome Plated Zinc Alloy
- Black Polymer Knob

Fig. 0082 - Offset Mount

Fig. 1290 - Side Mount

Fig. 1291 - Offset Mount




Fig. 1290 Side Mount

Fig. 1291 Offset Mount

Fig. 0082 Offset Mount

Ordering & Tech Info

Length Overall Inches	Length Adjustment Inches	Dealer Pkg. 5 Cards 1 Pair per Card	Std. Pkg. 1 Pair	OEM Bulk Pkg. 10 Pairs	Screw Size	Ship Wt. Carton Lbs. DP/Std/OEM Bulk
12	9-1/2	1290DP0CHR	-----	1290000CHR	8	6.3/---/11.2
12	9-1/2	1291DP0CHR	-----	1291000CHR	8	6.3/---/11.3
12	9-1/2	-----	0082000CHR	-----	8	---/2.7/---

NOTE: Illustrations are Port Side.

SPARE PARTS ORDERING INFORMATION

Figure No.	Port Only	Starboard Only	Mounting Bracket With Knob	Knob Only
1290	1290P0099A	1290S0099A	129000099B	1292000BLK
1291	1291P0099A	1291S0099A	129100099B	1292000BLK
0082	0082P0099B	0082S0099B	-----	008200099A

Fig. 0771 - Lockable, Adjustable Mount Hold-Down Clamp




Fig. 0771

CONSTRUCTION:

- Polished Chrome Plated Bronze
- Flat Mounting
- All Mounting Holes Covered in Closed Position
- For use with up to 5/16" Diameter Padlock Shanks
- Great for locking dock boxes

Ordering & Tech Info

Overall Length Inches	Width Inches	Adjustable Range Inches	Dealer Pkg. 5 Cards 1 Pc. per Card	OEM Bulk Pkg. 25 Pcs.	Screw Size	Ship Wt. Carton Lbs. OEM Bulk
8	2	1-11/16	0771DP0CHR	0771000CHR	10	6.0/26.5

Fig. 1008 - Lockable, Security Hold-Down Clamp



Fig. 1008

CONSTRUCTION:

- Chrome Plated Bronze
- All Mounting Holes Covered in Closed Position

Ordering & Tech Info

Length Closed Inches	Width Overall Inches	Padlock Shank Size Inches	Dealer Pkg. 5 Cards 1 Pc. per Card	OEM Bulk Pkg. 25 Pcs.	Screw Size	Ship Wt. Carton Lbs. OEM Bulk
4-1/2	3-3/4	1/4	1008DP0CHR	1008000CHR	8	2.0/8.4



Fig. 1108 - Lockable Hold-Down Clamp



Fig. 1108

CONSTRUCTION:

- Chrome Plated Bronze
- Flat Mounting

Ordering & Tech Info

Dimensions Base Inches	Padlock Shank Size Inches	Dealer Pkg. 5 Cards 1 Pc. per Card	OEM Bulk Pkg. 25 Pcs.	Screw Size	Ship Wt. Carton Lbs. DP/OEM Bulk
2-3/4 x 1-3/4	1/4	1108DP0CHR	1108000CHR	6	2.0/8.4



Fig. 1112



Fig. 1112 - Flat Mounting Hold-Down Clamp Fig. 1113 - Right Angle Mount Hold-Down Clamp

CONSTRUCTION:

- Chrome Plated Bronze

Ordering & Tech Info

Length Inches	Width Inches	Dealer Pkg. - 5 Cards 1 Pc. per Card	OEM Bulk Pkg. 25 Pcs.	Screw Size	Ship Wt. Carton Lbs. DP/OEM Bulk
3	1-1/2	1112DP0CHR	1112000CHR	8	2.1/8.8
2-1/2	1-1/2	1113DP0CHR	1113000CHR	8	2.2/9.4

Fig. 1113





Fig. 0998 - Hasp

CONSTRUCTION:

- Chrome Plated Bronze

Ordering & Tech Info						
Length Closed Inches	Width Overall Inches	Padlock Clearance Inches	Dealer Pkg. 10 Cards 1 Pc. per Card	OEM Bulk Pkg. 25 Pcs.	Screw Size	Ship Wt. Carton Lbs. DP/OEM Bulk
2	1	9/32	0998DP1CHR	0998001CHR	6	1.9/3.9
3	1	9/32	0998DP2CHR	0998002CHR	6	2.0/4.8

SPARE PARTS ORDERING INFORMATION

Chrome Keepers (2 per card): 0959DP0CHR



Fig. 0998

Fig. 1198 - Hasp

CONSTRUCTION:

- Chrome Plated Zinc Alloy

Ordering & Tech Info						
Length Closed Inches	Width Inches	Padlock Clearance Inches	Dealer Pkg. 10 Cards 1 Pc. per Card	OEM Bulk Pkg. 25 Pcs.	Screw Size	Ship Wt. Carton Lbs. DP/OEM Bulk
2	1	1/4	1198DP1CHR	1198001CHR	6	1.6/2.9
3	1	1/4	1198DP2CHR	1198002CHR	6	1.8/3.5
3-3/4	1	1/4	1198DP3CHR	1198003CHR	6	2.0/3.9

SPARE PARTS ORDERING INFORMATION

Keepers (2 per card): 1261DP0CHR




Fig. 1198

Fig. 1194 - Swivel Eye Hasp

CONSTRUCTION:

- Chrome Plated Zinc Alloy
- Padlock Eye Swivels to Act as a Latch

Ordering & Tech Info						
Length Closed Inches	Width Inches	Padlock Clearance Inches	Dealer Pkg. 10 Cards 1 Pc. per Card	OEM Bulk Pkg. 50 Pcs.	Screw Size	Ship Wt. Carton Lbs. DP/OEM Bulk
3	1	11/32	1194DP0CHR	1194000CHR	6	2.0/7.7

SPARE PARTS ORDERING INFORMATION

Keeper (1 per card): 1194DP099A



Fig. 1194

Fig. 1002 - Butt Hinge

CONSTRUCTION:

- Heavy Gauge Extruded Brass
- Chrome Plated
- Fast Pin




Fig. 1002

Ordering & Tech Info

Height Pin Inches	Width Open Inches	Dealer Pkg. 1 Pair per Card	Cards Per Pkg.	Std Pkg. Catalog No.	Std. Pkg. Pair	Screw Size	No. of Holes	Ship Wt. Carton Lbs. DP/Std. Pkg.
2	1-1/2	1002003DP	5	1002003CHR	5	6	4	1.2/1.0
2	2	1002004DP	5	1002004CHR	5	6	6	1.6/1.3
3	2	1002007DP	5	1002007CHR	25	8	6	2.2/9.2
3	3	1002009DP	1	1002009CHR	10	10	6	1.2/8.9
4	3	1002012DP	1	1002012CHR	1	10	6	1.5/1.4
4	4	1002013DP	1	1002013CHR	1	1/4	6	2.0/8.7

Fig. 1004 - Heavy Duty Butt Hinge

CONSTRUCTION:

- Chrome Plated Extruded Brass
- Extra Heavy Duty Polymer Bearings for Smooth Operation
- Removable Pin




Fig. 1004

Ordering & Tech Info

Height Pin Inches	Width Open Inches	Dealer Pkg. 1 Card 1 Pair per Card	OEM Bulk Pkg. 1 Pair	Screw Size	No. of Holes	Ship Wt. Carton Lbs. DP/OEM Bulk
4	4	1004DP0CHR	1004000CHR	1/4	6	2.0/1.8



Fig. 0952 - Butt Hinge

CONSTRUCTION:

- Heavy Gauge Chrome Plated Stamped Brass or Stainless Steel
- Removable Pin

Ordering & Tech Info						
Height Pin Inches	Width Open Inches	Dealer Pkg. - 5 Cards 1 Pair per Card	OEM Bulk Pkg. 25 Pairs	Screw Size	No. of Holes	Ship Wt. Carton Lbs. DP/OEM Bulk
Stamped Brass						
1-1/2	1-1/4	0952DP1CHR	-----	6	4	0.9/--
1-1/2	1-1/2	0952DP2CHR	-----	6	4	0.9/--
2	1-1/2	0952DP3CHR	-----	6	4	1.1/--
2	2	0952DP4CHR	-----	6	6	1.3/--
2-1/2	2	0952DP5CHR	0952005CHR	8	6	1.7/6.5
2-1/2	2-1/2	0952DP6CHR	-----	8	6	1.9/--
3	3	0952DP9CHR	0952009CHR	10	6	3.8/16.6
Stainless Steel						
1-1/2	1-1/4	0952DP1STS	-----	6	4	0.8/--
1-1/2	1-1/2	0952DP2STS	-----	6	4	0.8/--
2	1-1/2	0952DP3STS	-----	6	4	1.0/--
2	2	0952DP4STS	-----	6	6	1.2/--
2-1/2	2	0952DP5STS	0952005STS	8	6	1.5/6.5
2-1/2	2-1/2	0952DP6STS	-----	8	6	1.7/--
3	3	0952DP9STS	0952009STS	10	6	3.4/16.5



Fig. 0952

Fig. 0949 - Butt Hinge

CONSTRUCTION:

- Heavy Gauge Chrome Plated Stamped Brass or Stainless Steel
- Fast Pin

Ordering & Tech Info						
Height Pin Inches	Width Open Inches	Dealer Pkg. 5 Cards 1 Pair per Card	OEM Bulk Pkg. 25 Pairs	Screw Size	No. of Holes	Ship Wt. Carton Lbs. DP/OEM Bulk
Stamped Brass						
1-1/2	1-1/4	0949DP1CHR	-----	6	4	0.9/--
1-1/2	1-1/2	0949DP2CHR	-----	6	4	1.0/--
2	1-1/2	0949DP3CHR	-----	6	4	1.1/--
2	2	0949DP4CHR	0949004CHR	6	6	1.3/5.2
2-1/2	2	0949DP5CHR	-----	8	6	1.7/--
2-1/2	2-1/2	0949DP6CHR	-----	8	6	1.9/--
3	3	0949DP9CHR	0949009CHR	10	6	3.8/16.5
Stainless Steel						
1-1/2	1-1/4	0949DP1STS	-----	6	4	0.8/--
1-1/2	1-1/2	0949DP2STS	-----	6	4	0.9/--
2	1-1/2	0949DP3STS	-----	6	4	1.0/--
2	2	0949DP4STS	0949004STS	6	6	1.0/5.2
2-1/2	2	0949DP5STS	-----	8	6	1.5/--
2-1/2	2-1/2	0949DP6STS	-----	8	6	1.7/--
3	3	0949DP9STS	0949009STS	10	6	3.3/16.5



Fig. 0949



Fig. 1293



Fig. 1293 - Butt Hinge

CONSTRUCTION:

- Chrome Plated Zinc Alloy
- Removable Pin

Ordering & Tech Info

Height Pin Inches	Width Open Inches	Dealer Pkg. 5 Cards 1 Pair per Card	OEM Bulk Pkg. 25 Pairs	Screw Size	No. of Holes	Ship Wt. Carton Lbs. DP/OEM Bulk
1-1/2	1-1/2	1293DP2CHR	-----	8	4	1.0/--
2	1-1/2	1293DP3CHR	-----	8	4	1.3/--
2	2	1293DP4CHR	1293004CHR*	8	4	1.5/13.0
2-1/2	2	1293DP5CHR	1293005CHR	8	6	2.0/8.2
2-1/2	2-1/2	1293DP6CHR	1293006CHR	8	6	2.0/8.3
3	3	1293DP9CHR	1293009CHR	10	6	3.0/12.1

* OEM Bulk Pkg. - 50 Pairs.



Fig. 0941

Fig. 0941 - Butt Hinge

CONSTRUCTION:

- Chrome Plated Zinc Alloy

Ordering & Tech Info

Height Pin Inches	Width Open Inches	Dealer Pkg. 5 Cards 1 Pair per Card	OEM Bulk Pkg. 50 Pairs	Screw Size	Ship Wt. Carton Lbs. DP/OEM Bulk
1-1/2	1-1/2	0941DP0CHR	0941000CHR	8	1.1/8.8

Fig. 0951 - Hinge



Fig. 0951

CONSTRUCTION:

- Chrome Plated Bronze

Ordering & Tech Info

Width Open Inches	Height Pin Inches	Dealer Pkg. 5 Cards 1 Pair per Card	OEM Bulk Pkg. 25 Pairs	Screw Size	Ship Wt. Carton Lbs. DP/OEM Bulk
3	1-1/2	0951DP1CHR	0951001CHR	8	2.0/8.0
4	1-1/2	0951DP2CHR	0951002CHR	8	2.2/9.3

Fig. 0808 - Hinge



Fig. 0808

CONSTRUCTION:

- Chrome Plated Zinc Alloy

Ordering & Tech Info

Width Open Inches	Height Pin Inches	Dealer Pkg. 10 Cards 1 Pair per Card	OEM Bulk Pkg. 50 Pairs	Screw Size	Ship Wt. Carton Lbs. DP/OEM Bulk
3	1-1/2	0808DP0CHR	0808000CHR	8	3.9/16.3



Figs. 0987 & 1213 - Shortside Hinges

CONSTRUCTION:

Fig. 0987 - Chrome Plated Bronze

Fig. 1213 - Chrome Plated Zinc Alloy



Fig. 0987
Chrome Plated Bronze

Fig. 1213
Chrome Plated Zinc Alloy

Ordering & Tech Info						
Width Open Inches	Height Pin Inches	Width Shortside Inches	Dealer Pkg. 5 Cards 1 Pair per Card	OEM Bulk Pkg. 50 Pairs	Screw Size	Ship Wt. Carton Lbs. DP/OEM Bulk
2-1/4	1-1/2	3/4	0987DP1CHR	0987001CHR	8	1.7/14.0
2-3/4	1-1/2	3/4	0987DP2CHR	-----	8	1.9/--
2-1/2	1-1/2	3/4	1213DP1CHR	1213001CHR	8	1.5/12.6

Figs. 0988 & 1214 - Offset Shortside Hinges

CONSTRUCTION:

Fig. 0988 - Chrome Plated Bronze

Fig. 1214 - Chrome Plated Zinc Alloy



Fig. 0988
Chrome Plated Bronze

Fig. 1214
Chrome Plated Zinc Alloy

Ordering & Tech Info						
Width Open Inches	Height Pin Inches	Width Shortside Inches	Offset Inches	Dealer Pkg. 5 Cards 1 Pair per Card	Screw Size	Ship Wt. Carton Lbs. Dealer Pkg.
2-1/4	1-1/2	3/4	3/8	0988DP1CHR	8	1.8
2-3/4	1-1/2	3/4	3/8	0988DP2CHR	8	1.9
2-1/2	1-1/2	3/4	3/8	1214DP1CHR	8	1.7

Fig. 0999 - Shortside Hinge

CONSTRUCTION:

• Chrome Plated Bronze



Fig. 0999

Ordering & Tech Info					
Width Open Inches	Height Pin Inches	Width Shortside Inches	Dealer Pkg. 5 Cards 1 Pair per Card	Screw Size	Ship Wt. Carton Lbs. Dealer Pkg.
3-1/2	1-1/2	1-1/2	0999DP0CHR	8	2.0

Fig. 0942 - Offset Hinge

CONSTRUCTION:

• Chrome Plated Zinc Alloy



Fig. 0942

Ordering & Tech Info						
Width Open Inches	Height Pin Inches	Offset Inches	Dealer Pkg. 5 Cards 1 Pair per Card	OEM Bulk Pkg. 50 Pairs	Screw Size	Ship Wt. Carton Lbs. DP/OEM Bulk
1-1/2	1-1/2	3/8	0942DP0CHR	0942000CHR	8	1.3/10.3

Fig. 0271 - Inset Hinge
Fig. 0272 - Flush Hinge

- CONSTRUCTION:**
- Chrome Plated Stamped Brass
 - Semi-Concealed

Fig 0271 for 3/8 Inch Inset Doors
 Fig 0272 for Overlay Doors



Fig. 0271



Fig. 0272

Ordering & Tech Info

Dimensions Inches	Dealer Pkg. 10 Cards 1 Pair per Card	OEM Bulk Pkg. 100 Pairs	Screw Size	Ship Wt. Carton Lbs. DP/OEM Bulk
2-3/4 x 2-1/2	0271DP0CHR	0271000CHR	4	2.3/17.2
2-3/4 x 1-7/8	0272DP0CHR	0272000CHR	4	2.0/14.4

9

Fig. 0120 - Strap Hinge

CONSTRUCTION:

- Chrome Plated Bronze



Fig. 0120

Ordering & Tech Info

Width Open Inches	Height Pin Inches	Dealer Pkg. 5 Cards 1 Pair per Card	Screw Size	No. of Holes	Ship Wt. Carton Lbs. Dealer Pkg.
4	1-1/8	0120DP1CHR	10	4	2.1
6	1-1/8	0120DP2CHR	10	6	3.0
8	1-3/8	0120DP3CHR	12	6	5.6

Fig. 0197 - "T" Hinge

CONSTRUCTION:

- Chrome Plated Bronze



Fig. 0197

Ordering & Tech Info

Width Open Inches	Height Overall Inches	Width "T" Side Inches	Dealer Pkg. 5 Cards 1 Pair per Card	Screw Size	No. of Holes	Ship Wt. Carton Lbs. Dealer Pkg.
4	2-1/8	1-5/16	0197DP1CHR	10	6	2.9
6	3	1-1/2	0197DP2CHR	10	7	5.2
8	3-7/8	2	0197DP3CHR*	12	8	3.5

* Dealer Pkg. - 2 Cards, 1 Pair per Card.

Fig. 0924 - Hinge

CONSTRUCTION:

- Chrome Plated Stamped Brass or Stainless Steel



Fig. 0924

Ordering & Tech Info

Material	Width Open Inches	Height Pin Inches	Dealer Pkg. 10 Cards 1 Pair per Card	Screw Size	Ship Wt. Carton Lbs. Dealer Pkg.
Chrome Brass	3	1-1/2	0924DP0CHR	6	2.2
Stainless Steel	3	1-1/2	0924DP0STS	6	1.0



Fig. 0957 - Non-Mortised Hinge

CONSTRUCTION:

- Chrome Plated Stamped Brass or Stainless Steel
- Easily Installs Without Mortising



Fig. 0957

Ordering & Tech Info						
Material	Height Pin Inches	Width Closed Inches	Dealer Pkg. 5 Cards 1 Pair per Card	OEM Bulk Pkg. 50 Pairs	Screw Size	Ship Wt. Carton Lbs. DP/OEM Bulk
Chrome Brass	3-3/8	7/8	0957DP0CHR	0957000CHR	8	1.5/12.6
Stainless Steel	3-3/8	7/8	0957DP0STS	0957000STS	8	1.5/12.1

Figs. 0149 & 0152 - Pull Apart Hinges

CONSTRUCTION:

- Chrome Plated Bronze

Fig. 0149 - Left Hand

Fig. 0152 - Right Hand

Use 2 Left Hand or 2 Right Hand For Quick Removal of Hatches, Motor Covers, etc. or Together (1 each Left & Right) as a Heavy Duty Hinge Set.




Fig. 0152 Right Hand



Fig. 0149 Left Hand

Ordering Info			Tech Info
Dealer Pkg. 5 Cds. 1 Pc. per Card	OEM Bulk Pkg. 25 Pcs.	Ship Wt. Carton Lbs. DP/OEM Bulk Pkg.	
0149DP0CHR	0149000CHR	2.0/8.8	Length Open: 3-3/4" Width Overall: 2" Screw Size: #10
0152DP0CHR	0152000CHR	2.0/8.8	

Fig. 0212 - Continuous Hinge

Fig. 0258 - Hatch Trim

CONSTRUCTION:

- Polished Stainless Steel
- Holes are two inches apart, center to center
- Fig 0212 - Countersunk Holes

Ordering & Tech Info				
Continuous Hinge				
Width Open Inches	Dealer Pkg. 5 Pcs. One 24" Lgth./Card	Standard Pkg. 10 Pcs. per Tube in 72" Lengths	Screw Size	Ship Wt. Carton Lbs. DP/Std. Pkg.
1-1/4	0212DP2STS	0212002STS	5	3.2/16.0
1-1/2	0212DP4STS	0212004STS	5	3.7/18.5
Hatch Trim				
Width Inches	Length Overall Inches	Standard Pkg. - 10 Pcs.	Screw Size	Ship Wt. Carton Lbs. Std. Pkg.
1-1/4	72	0258002STS	6	11.5
1-1/2	72	0258004STS	6	13.2



Fig. 0212



Fig. 0258




Fig. 1353

Fig. 1353 - Slim Barrel Bolt - Visible Mounting Holes
Fig. 1354 - Slim Barrel Bolt - Hidden Mounting Holes



Fig. 1354

CONSTRUCTION:

- Chrome Plated Zinc Alloy
- Integral Friction Pad Eliminates Rattle and Provides Smooth Operation

Ordering & Tech Info

Dimensions Overall Inches	Dealer Pkg. - 5 Cards 1 Pc. per Card	OEM Bulk Pkg. 25 Pcs.	Screw Size	Ship Wt. Carton Lbs. DP/OEM Bulk
3-3/4 x 3/4	1353DP0CHR	1353000CHR	6	1.0/3.9
3-3/4 x 3/4	1354DP0CHR	1354000CHR	6	1.0/3.9



Fig. 1244

Fig. 1244 - Barrel Bolt
CONSTRUCTION:

- Chrome Plated Zinc Alloy
- Integral Friction Pad Eliminates Rattle and Provides Smooth Operation

Ordering & Tech Info

Dimensions Overall Inches	Dealer Pkg. - 5 Cards 1 Pc. per Card	OEM Bulk Pkg. 25 Pcs.	Screw Size	Ship Wt. Carton Lbs. DP/OEM Bulk
3-3/8 x 1-1/4	1244DP0CHR	1244000CHR	6 R.H.	1.2/4.5

9



Fig. 0947

Fig. 0947 - Barrel Bolt
CONSTRUCTION:

- Chrome Plated Bronze Body & High Impact Black Nylon Bulkhead Keeper
- 3/8" Diameter Bolt
- Bulkhead Keeper Easily Installs in a 5/8" Hole
- Includes Friction Pad to Eliminate Rattle and Provide Smooth Operation

Dealer Package Includes Both Styles of Keepers.

Ordering & Tech Info

Dimensions Overall Inches	Dealer Pkg. - 5 Cards 1 Pc. per Card	Std. Keeper OEM Bulk Pkg. 25 Pcs.	Bulkhead Keeper OEM Bulk Pkg. 25 Pcs.	Screw Size	Ship Wt. Carton Lbs. DP/OEM Bulk Std/Bulkhead
3-7/16 x 1-7/16	0947DP1CHR	0947001CHR	0947B01CHR	6	1.8/7.0/5.5
4-5/16 x 1-7/16	0947DP2CHR	0947002CHR	0947B02CHR	6	2.1/9.0/7.6
5-1/4 x 1-7/16	0947DP3CHR	0947003CHR	0947B03CHR	6	2.5/10.6/9.4

Fig. 1053 - Ship Bolt
CONSTRUCTION:

- Chrome Plated Bronze
- Included with Brass Friction Spring to Eliminate Rattle and Provide Detented Operation

Ordering & Tech Info



Fig. 1053

Dimensions Overall Inches	Dealer Pkg. - 5 Cards 1 Pc. per Card	OEM Bulk Pkg. 25 Pcs.	Screw Size	Ship Wt. Carton Lbs. DP/OEM Bulk
2-5/8 x 1-1/4	1053DP0CHR	1053000CHR	6	1.1/4.1



Fig. 0956 - Cabin Door Hook

CONSTRUCTION:

- Cast Bronze
- Plain or Chrome Plated

Ordering & Tech Info

Length Hook Inches	Chrome Plated Bronze Dealer Pkg. - 5 Cards 1 Pc. per Card	Chrome Plated Bronze OEM Bulk Pkg. 50 Pcs.	Plain Bronze Standard Pkg. - 5 Pcs.	Ship Wt. Carton Lbs. DP/OEM Bulk/Std.Pkg.
1-1/2	0956DP1CHR	0956001CHR	0956001PLB	0.9/5.4/0.6
2	0956DP2CHR	0956002CHR	0956002PLB	0.9/5.8/0.7
2-1/2	0956DP3CHR	0956003CHR	0956003PLB	1.0/6.3/0.7
3	0956DP4CHR	0956004CHR	0956004PLB	1.0/6.5/0.8
3-1/2	0956DP5CHR	-----	0956005PLB	1.1/--/0.8
4	0956DP6CHR	0956006CHR*	0956006PLB	1.2/4.7/1.0
5	0956DP7CHR	0956007CHR**	0956007PLB	1.4/1.2/1.1
6	0956DP8CHR	0956008CHR*	0956008PLB	1.7/5.8/1.3

*OEM Bulk Pkg. - 25 pcs. Screw Size #6.
** 5 Pcs.

SPARE PARTS ORDERING INFORMATION

Bronze Keepers (2 per card): 0959DP0PLB
Chrome Keepers (2 per card): 0959DP0CHR
Chrome Keepers OEM Bulk (100 pcs.): 0959000CHR



Fig. 0956



**Fig. 0959
Spare Keeper Only**

Fig. 1199 - Cabin Door Hook

CONSTRUCTION:

- Chrome Plated Zinc Alloy

Ordering & Tech Info

Length Hook Inches	Dealer Pkg. 20 Cards 1 Pc. per Card	OEM Bulk Pkg. 50 Pcs.	Screw Size	Ship Wt. Carton Lbs. DP/OEM Bulk
1-3/4	1199DP1CHR	1199001CHR	6	2.7/4.8
2-1/4	1199DP2CHR	1199002CHR	6	2.8/5.1
3	1199DP3CHR	1199003CHR	6	3.1/5.8
4	1199DP4CHR	1199004CHR	6	3.4/6.6

SPARE PARTS ORDERING INFORMATION

Keepers (2 per card): 1261DP0CHR



Fig. 1199



**Fig. 1261
Spare Keeper Only**

Fig. 1287 - Cabin Door Hook

CONSTRUCTION:

- Chrome Plated Zinc Alloy

Ordering & Tech Info

Length Hook Inches	Dealer Pkg. 20 Cards 1 Pc. per Card	OEM Bulk Pkg. 50 Pcs.	Screw Size	Ship Wt. Carton Lbs. DP/OEM Bulk
2	1287DP1CHR	1287001CHR	6	2.9/5.2
2-1/2	1287DP2CHR	1287002CHR	6	3.1/5.9
3	1287DP3CHR	1287003CHR	6	3.2/6.0

SPARE PARTS ORDERING INFORMATION

Keepers (2 per card): 1261DP0CHR



Fig. 1287



**Fig. 1261
Spare Keeper Only**



Fig. 0574 - Door Stop and Holder



Fig. 0574

CONSTRUCTION:

- Chrome Plated Bronze
- Rubber Bumper

Ordering & Tech Info

Length Inches	O.D. Inches	Dealer Pkg. 5 Cards 1 Pc. per Card	OEM Bulk Pkg. 25 Pcs.	Stop Screw Size	Keeper Screw Size	Ship Wt. Carton Lbs. DP/OEM Bulk
2-3/8	1-3/4	0574DP1CHR	0574001CHR	8	6	1.4/5.2
3-1/4	1-3/4	0574DP2CHR	0574002CHR	8	6	1.7/6.3

Fig. 1177 - Door Stop



Fig. 1177

CONSTRUCTION:

- Chrome Plated Zinc Alloy
- Rubber Bumper

Ordering & Tech Info

Length Inches	O.D. Inches	Dealer Pkg. 5 Cards 1 Pc. per Card	OEM Bulk Pkg. 50 Pcs.	Screw Size	Ship Wt. Carton Lbs. DP/OEM Bulk
1	1-1/4	1177DPOCHR	1177000CHR	4	0.6/2.9

Fig. 1065 - Door Holder




Fig. 1065

CONSTRUCTION:

- Stainless Steel Clip
- Chrome Plated Zinc Alloy Arrow

Ordering & Tech Info

Dimensions Arrow Base Inches	Dimensions Clip Base Inches	Projection Inches	Dealer Pkg. 5 Cards 1 Pc. per Card	Screw Size	Ship Wt. Carton Lbs. Dealer Pkg.
1-5/8 x 3/4	1-3/8 x 7/16	1-3/4	1065DPOCHR	8	1.0

Figs. 1216 & 1217 - Door Buttons



Fig. 1216

CONSTRUCTION:

- Chrome Plated Zinc Alloy
- Black Polymer Button

Fig. 1216 - Supplied with Phosphor Bronze Tension Spring

Fig. 1217 - Supplied without Spring and Requires a No. 4 Oval-Head Pivot Screw



Fig. 1217

Ordering & Tech Info

Type	O.D. Overall Inches	Dealer Pkg. 10 Cards 1 Pc. per Card	OEM Bulk Pkg. 50 Pcs.	Screw Size	Ship Wt. Carton Lbs. DP/OEM Bulk
With Spring	1-3/4	1216DPOCHR	1216000CHR	6	1.3/4.2
w/o Spring	1-3/4	1217DPOCHR	1217000CHR	6	1.2/4.0

SPARE PARTS ORDERING INFORMATION
 Button for Both: 121600099A.



Fig. 0554 - Door Catch

CONSTRUCTION:

- White Polymer
- Stainless Steel Mounting & Keeper Screws



Fig. 0554

Ordering & Tech Info

Catch Screw Size Inches	Dimensions Catch Inches	Dealer Pkg. 25 Cards 2 Pcs. per Card	OEM Bulk Pkg. 100 Pcs.	Ship Wt. Carton Lbs. DP/OEM Bulk
3/4 x #8	1-1/4 x 5/8	0554DP	0554	2.1/2.7

Fig. 0559 - Door Catch

CONSTRUCTION:

- Black Polymer



Fig. 0559

Ordering & Tech Info

Dimensions Stud Inches	Dimensions Catch Inches	Dealer Pkg. 25 Cards 2 Pcs. per Card	OEM Bulk Pkg. 100 Pcs.	Screw Size	Ship Wt. Carton Lbs. DP/OEM Bulk
1-1/8 x 3/8	1-3/8 x 7/8	0559DP	0559	4 R.H.	1.5/1.0

Fig. 1075 - Slam Cam Bar

CONSTRUCTION:

- Chrome Plated Zinc-Alloy with Black Polymer Release Knob
- Black Polymer Strike

Cam Bar Adjustment Diagram

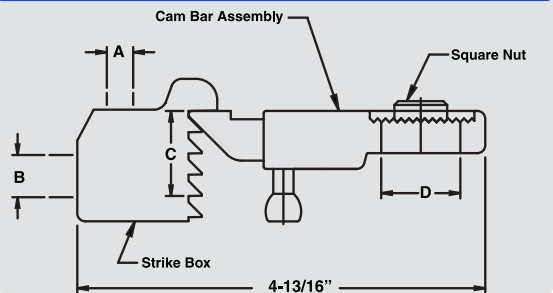


Fig. 1085 Lock shown with Slam Cam Bar Installed



Fig. 1075

Ordering & Tech Info

(A) Horizontal Strike Box Adjustment Inches	(B) Vertical Strike Box Adjustment Inches	(C) Vertical Cam Bar Adjustment Inches	(D) Lateral Cam Bar Adjustment Inches	Cam Bar Length Inches	Dealer Pkg 1 Pc.	OEM Bulk Pkg. 10 Pcs.	Ship Wt. Carton Lbs. DP/OEM Bulk
5/16	1/2	1	9/16	3-1/2	1075DP7CHR	1075007CHR	0.6/4.5

Screw Size #10-24



Figs. 1091 & 1092 - Surface Mount Lock & Latch
Fig. 1093 - "T" Handle Flush Pull
 (Gasket Included for Smooth Surface Applications)
 Toothed Back for Carpet Surface Applications

CONSTRUCTION:

- Black, White or Gray Polymer Body
- Chrome Plated Zinc Alloy, Black or White Polymer "T" Handle
- Stainless Steel Stem

Fig. 1091 - Lock with 2 Keys
Fig. 1092 - Latch (Non-Locking)
Fig. 1093 - Pull

- No. 1 with Offset Cam Bar
- No. 3 with Straight Cam Bar
- No. 4 with Extra Long Offset Cam Bar
- No. 5 with Extra Long Straight Cam Bar
- No. 6 with Extra Long Offset Cam Bar
- No. 7 with Slam Cam Bar

Easily Installs in a 2-1/2 Inch Diameter Hole
For Mounting Surfaces 1/8 to 3/4 Inch Thick
Face Plate Diameter 3"

9



Mounting Options:



Surface Mount




Upholstery Mount



Carpet Mount

Fig. 1092 #1
 Gray/Chrome

The T - Handle Drops Down Flush in Either the Open or Closed (180° Rotation) Position (Except with the Offset Cam Bar Positioned Upward)



Latch Version

Lock Version

The Rubber Seal & Boot Under the T - Handle Seals the Lock Cylinder Preventing Water Intrusion

Cam Bar Options



Fig. 1093 Pull



No. 1
 Offset
 Cam Bar

No. 3
 Straight
 Cam Bar

No. 4
 Extra Long
 Offset Cam Bar

No. 5 Extra
 Long Straight
 Cam Bar

No. 6 Extra
 Long Offset
 Cam Bar

No. 7
 Slam
 Cam Bar



"T" - HANDLE SURFACE MOUNT LOCK, LATCH & PULL

Ordering & Tech Info

Type	Body Color	Handle Color	Adjustment Cam Bar Inches	OEM Bulk Pkg. 25 Pcs.	Dealer Pkg. 5 Cds 1 Pc. per Card	Ship Wt. Carton Lbs. OEM Bulk/DP
Lock	Black	Chrome	No Cam Bar		1091DP0BLK*	--/3.5
Lock	Black	Chrome	3/4 to 2-3/8	1091001BLK	1091DP1BLK	15.7/3.9
Lock	Black	Chrome	1-1/4 to 1-7/8	1091003BLK	1091DP3BLK	15.7/4.0
Lock	Black	Chrome	1/2 to 3	1091004BLK	1091DP4BLK	17.2/4.2
Lock	Black	Chrome	1-1/4 to 2	1091005BLK	1091DP5BLK	17.4/4.0
Lock	Black	Chrome	1-1/8 to 2	1091006BLK	1091DP6BLK	17.4/4.1
Lock	Black	Chrome	See Page R-151	1091007BLK	1091DP7BLK	24.0/5.4
Lock	Black	Black	3/4 to 2-3/8	1091B01BLK	-----	13.1/--
Lock	Black	Black	1-1/4 to 1-7/8	1091B03BLK	-----	13.3/--
Lock	Black	Black	1/2 to 3	1091B04BLK	-----	14.9/--
Lock	Black	Black	1-1/4 to 2	1091B05BLK	-----	14.9/--
Lock	Black	Black	1-1/8 to 2	1091B06BLK	-----	14.9/--
Lock	Black	Black	See Page R-151	1091B07BLK	-----	21.4/--
Lock	White	Chrome	No Cam Bar	-----	1091DP0WHT*	--/3.5
Lock	White	Chrome	3/4 to 2-3/8	1091001WHT	1091DP1WHT	15.7/3.9
Lock	White	Chrome	1-1/4 to 1-7/8	1091003WHT	1091DP3WHT	15.7/4.0
Lock	White	Chrome	1/2 to 3	1091004WHT	1091DP4WHT	17.2/4.2
Lock	White	Chrome	1-1/4 to 2	1091005WHT	1091DP5WHT	17.4/4.0
Lock	White	Chrome	1-1/8 to 2	1091006WHT	1091DP6WHT	17.4/4.1
Lock	White	Chrome	See Page R-151	1091007WHT	1091DP7WHT	24.0/5.4
Lock	White	White	3/4 to 2-3/8	1091W01WHT	-----	13.8/--
Lock	White	White	1-1/4 to 1-7/8	1091W03WHT	-----	13.3/--
Lock	White	White	1/2 to 3	1091W04WHT	-----	14.9/--
Lock	White	White	1-1/4 to 2	1091W05WHT	-----	14.9/--
Lock	White	White	1-1/8 to 2	1091W06WHT	-----	14.9/--
Lock	White	White	See Page R-151	1091W07WHT	-----	21.4/--
Lock	Gray	Chrome	3/4 to 2-3/8	1091001GRY	-----	15.7/--
Lock	Gray	Chrome	1-1/4 to 1-7/8	1091003GRY	-----	15.7/--
Lock	Gray	Chrome	1/2 to 3	1091004GRY	-----	17.2/--
Lock	Gray	Chrome	1-1/4 to 2	1091005GRY	-----	17.4/--
Lock	Gray	Chrome	1-1/8 to 2	1091006GRY	-----	17.4/--
Lock	Gray	Chrome	See Page R-151	-----	-----	-----
Latch	Black	Chrome	No Cam Bar	-----	1092DP0BLK*	--/3.5
Latch	Black	Chrome	3/4 to 2-3/8	1092001BLK	1092DP1BLK	12.8/3.5
Latch	Black	Chrome	1-1/4 to 1-7/8	1092003BLK	1092DP3BLK	14.0/3.7
Latch	Black	Chrome	1/2 to 3	1092004BLK	1092DP4BLK	15.5/4.0
Latch	Black	Chrome	1-1/4 to 2	1092005BLK	1092DP5BLK	14.6/3.8
Latch	Black	Chrome	1-1/8 to 2	1092006BLK	1092DP6BLK	14.6/3.9
Latch	Black	Chrome	See Page R-151	1092007BLK	1092DP7BLK	21.1/5.2
Latch	Black	Black	3/4 to 2-3/8	1092B01BLK	-----	11.4/--
Latch	Black	Black	1-1/4 to 1-7/8	1092B03BLK	-----	11.5/--
Latch	Black	Black	1/2 to 3	1092B04BLK	-----	13.2/--
Latch	Black	Black	1-1/4 to 2	1092B05BLK	-----	12.0/--
Latch	Black	Black	1-1/8 to 2	1092B06BLK	-----	12.0/--
Latch	Black	Black	See Page R-151	1092B07BLK	-----	18.5/--
Latch	White	Chrome	No Cam Bar	-----	1092DP0WHT*	--/3.5
Latch	White	Chrome	3/4 to 2-3/8	1092001WHT	1092DP1WHT	13.8/3.5
Latch	White	Chrome	1-1/4 to 1-7/8	1092003WHT	1092DP3WHT	14.0/3.7
Latch	White	Chrome	1/2 to 3	1092004WHT	1092DP4WHT	15.5/4.0
Latch	White	Chrome	1-1/4 to 2	1092005WHT	1092DP5WHT	14.6/3.8
Latch	White	Chrome	1-1/8 to 2	1092006WHT	1092DP6WHT	14.6/3.9
Latch	White	Chrome	See Page R-151	1092007WHT	1092DP7WHT	21.1/5.2
Latch	White	White	3/4 to 2-3/8	1092W01WHT	-----	11.4/--
Latch	White	White	1-1/4 to 1-7/8	1092W03WHT	-----	11.5/--
Latch	White	White	1/2 to 3	1092W04WHT	-----	13.2/--
Latch	White	White	1-1/4 to 2	1092W05WHT	-----	12.0/--
Latch	White	White	1-1/8 to 2	1092W06WHT	-----	12.0/--
Latch	White	White	See Page R-151	1092W07WHT	-----	18.5/--
Latch	Gray	Chrome	3/4 to 2-3/8	1092001GRY	-----	13.8/--
Latch	Gray	Chrome	1-1/4 to 1-7/8	1092003GRY	-----	14.0/--
Latch	Gray	Chrome	1/2 to 3	1092004GRY	-----	15.5/--
Latch	Gray	Chrome	1-1/4 to 2	1092005GRY	-----	14.6/--
Latch	Gray	Chrome	1-1/8 to 2	1092006GRY	-----	14.6/--
Latch	Gray	Chrome	See Page R-151	1092007GRY	-----	21.1/--

Type	Color Body	Color Handle	Diameter Inches	OEM Bulk Pkg. 25 Pcs.	Ship Wt. Carton Lbs. OEM Bulk
Pull	Black	Black	3	1093000BLK	9.0
Pull	Black	Chrome	3	1093000CHR	10.2
Pull	White	White	3	1093000WHT	7.5

* Dealers Order with Cam Bar Assortment: 1091DP099A

SPARE PARTS ORDERING INFORMATION

Old Style Square Shaft Cam Bars

Offset Cam Bar: 109100199A
 Straight Cam Bar: 109100399A
 Extra Long Offset Cam Bar: 109100499A
 Extra Long Straight Cam Bar: 109100599A

Threaded Shaft Cam Bars

Offset Cam Bar: 109100188A
 Straight Cam Bar: 109100388A
 Extra Long Offset Cam Bar: 109100488A
 Extra Long Straight Cam Bar: 109100588A
 Extra Long Offset Cam Bar: 109100688A
 Slam Cam Bar: 1075007CHR or 1075DP7CHR



Fig. 1085 - Surface Mount Lock For Smooth and Carpeted Surfaces
(Gasket Included for Smooth Surface Applications)

CONSTRUCTION:

- Black, White or Gray Polymer Body
- Chrome Plated Zinc Alloy "T" Handle
 - Stainless Steel Stem
 - Face Plate Diameter 3"

- No. 1 with Offset Cam Bar
- No. 3 with Straight Cam Bar
- No. 4 with Extra Long Offset Cam Bar
- No. 5 with Extra Long Straight Cam Bar
- No. 6 with Extra Long Offset Cam Bar
- No. 7 with Slam Cam Bar

Easily Installs in a 2-1/2 Inch Diameter Hole
For Mounting Surfaces 1/8 to 3/4 of an Inch Thick

Fig. 1085 Lock shown with No. 1 Offset Cam Bar



Ordering & Tech Info

Body Color	Adjustment Cam Bar Inches	OEM Bulk Pkg. 25 Pcs.	Dealer Pkg.- 5 Cards 1 Pc. per Card	Ship Wt. Carton Lbs. OEM Bulk/DP
Black	3/4 to 2-3/8	1085001BLK	1085DP1BLK	14.8/3.8
Black	1-1/4 to 1-7/8	1085003BLK	1085DP3BLK	15.7/4.0
Black	1/2 to 3	1085004BLK	1085DP4BLK	17.0/4.2
Black	1-1/4 to 2	1085005BLK	1085DP5BLK	17.4/4.0
Black	1-1/8 to 2	1085006BLK	1085DP6BLK	17.4/4.1
Black	See Page R-151	1085007BLK	1085DP7BLK	24.0/5.4
White	3/4 to 2-3/8	1085001WHT	1085DP1WHT	14.8/4.0
White	1-1/4 to 1-7/8	1085003WHT	1085DP3WHT	15.5/4.0
White	1/2 to 3	1085004WHT	1085DP4WHT	17.4/4.2
White	1-1/4 to 2	1085005WHT	1085DP5WHT	17.4/4.0
White	1-1/8 to 2	1085006WHT	1085DP6WHT	17.4/4.1
White	See Page R-151	1085007WHT	1085DP7WHT	24.0/5.4
Gray	3/4 to 2-3/8	1085001GRY	-----	14.8/--
Gray	1-1/4 to 1-7/8	1085003GRY	-----	13.8/--
Gray	1/2 to 3	1085004GRY	-----	14.9/--
Gray	1-1/4 to 2	1085005GRY	-----	14.9/--
Gray	1-1/8 to 2	1085006GRY	-----	14.9/--
Gray	See Page R-151	1085007GRY	-----	21.4/--

SPARE PARTS ORDERING INFORMATION

Threaded Shaft Cam Bars

- Offset: 109100188A
- Straight: 109100388A
- Extra Long Offset: 109100488A
- Extra Long Straight: 109100588A
- Extra Long Offset: 109100688A
- Slam Cam: 1075007CHR

Old Style Square Shaft Cam Bars

- Offset: 109100199A
- Straight: 109100399A
- Extra Long Offset: 109100499A
- Extra Long Straight: 109100599A

Cam Bar Options

Fig. 1085 Lock shown with No. 7 Slam Cam Bar





Figs. 0931 & 1031 - Flush Locks with 2 Keys
Figs. 0932 & 1032 - Flush Latches (Non-Locking)

CONSTRUCTION:

- Black or White Polymer
- Chrome Plated Zinc Alloy
- Stainless Steel Stem and Lock Nut

Figs. 0931/0932

No. 1 with Offset Cam Bar and Flexible Polymer Strike

No. 2 with Offset Adjustable Cam Bar

No. 3 with Straight Cam Bar and Flexible Polymer Strike

Detents Indicate Open or Closed Position.

Easily Installs in a 2 Inch Diameter Hole.

For Door Thickness 1/4 to 1-1/8 Inches

Dimensions Face Plate 2-1/2" x 2-1/2"

Figs. 1031/1032

- Large Handle Allows Two Finger Grip
- Flush Mounts in a 2-3/8 x 2-3/8 Inch Hole
- Surface Mounts in a 1-5/8 Inch Diameter Hole
- With Polymer Spacer Included

For Door Thickness 1/8 to 3/4 Inch

Dimensions Face Plate 3-1/8" x 3-1/8"



Flexible Polymer Strike



Ordering & Tech Info

Type	Adjustment Cam Bar Inches	Black Dealer Pkg. 5 Cds 1 Pc. per Card	White Dealer Pkg. 5 Cds 1 Pc. per Card	Black OEM Bulk Pkg. 25 Pcs.	White OEM Bulk Pkg. 25 Pcs.	Ship Wt. Carton Lbs. DP/OEM Bulk
Lock	3/8 to 3	0931DP1BLK	0931DP1WHT	0931001BLK	0931001WHT	3.2/12.5
Lock	3/8 to 3	0931DP2BLK	0931DP2WHT	0931002BLK	0931002WHT	3.1/12.1
Lock	1-1/16 to 2-9/16	0931DP3BLK	0931DP3WHT	0931003BLK	0931003WHT	3.4/13.2
Latch	3/8 to 3	0932DP1BLK	0932DP1WHT	0932001BLK	0932001WHT	3.0/11.0
Latch	3/8 to 3	0932DP2BLK	0932DP2WHT	0932002BLK	0932002WHT	2.9/10.8
Latch	1-1/16 to 2-9/16	0932DP3BLK	0932DP3WHT	0932003BLK	0932003WHT	3.1/11.8
Lock	1/2 to 3	1031DP1BLK	1031DP1WHT	1031001BLK	1031001WHT	4.1/16.8
Latch	1/2 to 3	1032DP1BLK	1032DP1WHT	1032001BLK	1032001WHT	4.0/15.1

SPARE PARTS ORDERING INFORMATION

Offset Cam Bar: 093100199A

Straight Cam Bar: 093100399A

Offset Cam Bar For 1031/1032: 103100499A

Offset Adjustable Cam Bar: 093100299A

Flexible Polymer Strike: 093100099B

Fig. 1089 - Lock & Latch Cover

CONSTRUCTION:

- Black or White Fiber Reinforced Polymer
- Hinged, Water Resistant

Ordering & Tech Info

Color	Fits Fig. No.	Overall Dimensions	Dealer Pkg. - 5 Cards 1 Pc. per Card	OEM Bulk Pkg. 25 Pcs.	Ship Wt. Carton Lbs. DP/OEM Bulk
Black	0931/0932	2-3/4 x 3-1/4	1089DP1BLK	1089001BLK	0.7/2.0
White	0931/0932	2-3/4 x 3-1/4	1089DP1WHT	1089001WHT	0.7/2.0
Black	1031/1032	3-1/4 x 3-3/4	1089DP3BLK	1089003BLK	1.0/3.4
White	1031/1032	3-1/4 x 3-3/4	1089DP3WHT	1089003WHT	1.0/3.4



Fig. 1089



Fig. 1071 #1



Fig. 1072 #2



Gasket



Fig. 1081 #3

Flexible Polymer Strike



Figs. 1071 & 1072 - Flush Lock & Latch For Carpeted Surfaces

Figs. 1081 & 1082 - Flush Lock & Latch For Smooth or Carpeted Surfaces (Includes Gasket for Smooth Surface Applications)

CONSTRUCTION:

- Black or White Polymer
- Stainless Steel "D" Ring Handle
- Stem and Lock Nut
- Two O-Rings for Increased Water Resistance
- Position Indicator Shows Open or Closed Position
- Face Plate Dimensions: 2-7/8" x 2-7/8"

Fig. 1071 - Lock with 2 Keys
Fig. 1072 - Latch (Non-Locking)

Fig. 1081 - Lock with 2 Keys and Gasket
Fig. 1082 - Latch (Non-Locking) and Gasket

No. 1 with Offset Cam Bar and Flexible Polymer Strike
No. 2 with Offset Adjustable Cam Bar
No. 3 with Straight Cam Bar and Flexible Polymer Strike

Easily Installs in a 2-3/8 Inch Diameter Hole
For Mounting Surfaces 3/8 to 7/8 Inch Thick

Ordering & Tech Info

Color	Type	Adjustment Cam Bar Inches	Figs. 1071/1072 OEM Bulk Pkg. 25 Pcs.	Figs. 1081/1082 Dealer Pkg. - 5 Cards 1 Pc. per Card	Figs. 1081/1082 OEM Bulk Pkg. 25 Pcs.	Ship Wt. Carton Lbs. DP/OEM Bulk
Black	Lock	3/8 to 3	1071001BLK	1081DP1BLK	1081001BLK	3.4/12.7
Black	Lock	3/8 to 3	1071002BLK	1081DP2BLK	1081002BLK	3.3/12.7
Black	Lock	1-1/16 to 2-9/16	1071003BLK	1081DP3BLK	1081003BLK	3.5/13.6
Black	Latch	3/8 to 3	1072001BLK	1082DP1BLK	1082001BLK	3.1/11.4
Black	Latch	3/8 to 3	1072002BLK	1082DP2BLK	1082002BLK	3.0/11.1
Black	Latch	1-1/16 to 2-9/16	1072003BLK	1082DP3BLK	1082003BLK	3.2/12.2
White	Lock	3/8 to 3	1071001WHT	1081DP1WHT	1081001WHT	3.4/12.7
White	Lock	3/8 to 3	1071002WHT	1081DP2WHT	1081002WHT	3.3/12.7
White	Lock	1-1/16 to 2-9/16	1071003WHT	1081DP3WHT	1081003WHT	3.5/13.6
White	Latch	3/8 to 3	1072001WHT	1082DP1WHT	1082001WHT	3.1/11.4
White	Latch	3/8 to 3	1072002WHT	1082DP2WHT	1082002WHT	3.0/11.1
White	Latch	1-1/16 to 2-9/16	1072003WHT	1082DP3WHT	1082003WHT	3.2/12.2

SPARE PARTS ORDERING INFORMATION

Offset Cam Bar: 093100199A Offset Adjustable Cam Bar: 093100299A
Straight Cam Bar: 093100399A Flexible Polymer Strike: 093100099B



SELF-ADJUSTING SLAM LATCH AND CAM BAR SELECTION GUIDE

Fig. 0675 - Self Adjusting Slam Latch

Patent No. 7,066,504

CONSTRUCTION:

- Black or White Polymer

Key Features

“Unique to PERKO”

- 1) “PERKO Leak Proof” Slide Action Design Keeps Inside of Hatches Dry
- 2) Self-Adjusting, Ratcheting Cam Bar/Strike Permits Installations with Slight Misalignment of Components

Additional Features

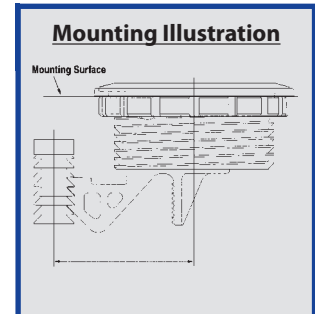
- Similar in look to Popular PERKO Fig. 1091 Series
- For Mounting Surfaces 1/8” to 3/4” Thick
- Easily Installs in a 2” Diameter Hole
- Simple One Nut Installation
- Dealer Package includes 2 strikes to accommodate a variety of mounting configurations



Fig. 0675



Self-Adjusting, Ratcheting Slide Action Design



Ordering & Tech Info

Adjustment Cam Bar Inches	O.D. Face Plate Inches	Dealer Pkg. 5 Cards 1 Pc. per Card	OEM Bulk Pkg. 25 Pcs.	Ship Wt. Carton Lbs. DP/OEM Bulk
1/8 to 3/4	2-3/8	0675DPBBLK	0675B00BLK	1.2/5.4
1/8 to 3/4	2-3/8	0675DPWWHT	0675W00WHT	1.2/5.4

UPHOLSTERY TRIM RING BLACK OR WHITE POLYMER



Fig. 1097 Upholstery Trim Ring

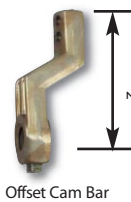


Detail Showing Available Upholstery Mounting Ring
Contact Factory for details

CAM BAR SELECTION GUIDE


Cam Bars for 0931/0932, 1071/1072 and 1081/1082 Series Lock & Latch Sets with 5/16” Shafts

#1 Style Cam Bar



Offset Cam Bar

#2 Style Cam Bar



Offset Adjustable Cam Bar

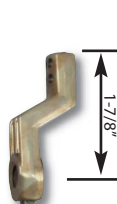
#3 Style Cam Bar



Straight Cam Bar

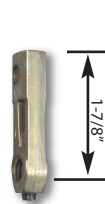
Cam Bars for 1085, 1091/92, 1094/95 and 1031/1032 Series Lock & Latch Sets with 3/8” Shafts

#1 Style *



Offset Cam Bar For 1085, 1091/1092 & 1094/1095 Series

#3 Style *



Straight Cam Bar For 1085, 1091/1092 & 1094/1095 Series

#4 Style *




Extra Long Offset Cam Bar as used on 1085, 1091/1092, 1094/1095 & 1031/1032 Series

#5 Style *



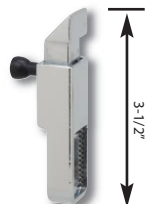
Extra Long Straight Cam Bar as used on 1085, 1091/1092 & 1094/1095 Series

#6 Style *



Extra Long Offset Cam Bar as used on 1085, 1091/1092 Series

#7 Style *



Slam Cam Bar as used on 1085, 1091 & 1092 Series

Measurements are from the center of the lock set to the top of the cam bar shaft end.
*Note: 1091/1092 series have offset center shafts, add 5/8” for Dimension from center.



Figs. 0740, 0743 & 0744 - Shower Door Latch Sets

CONSTRUCTION:

Chrome Plated Brass with alloy components

Fig. 0740

Round knobs with grip detents

Fig. 0743

Tapered body cylinder with "L" shaped horizontal handles

Fig. 0744

Round body cylinder with "L" shaped vertical handles

Mounting Information

Glass Thickness Range: 5/16" to 1/2" (8 to 12 mm)

Hole Diameter required: 7/8" (22 mm)

Latch Features

- 180° and 135° cam bar options
- Slotted Strike or "J" Hook Installation options
- Provides closure by Latching Door in Glass-to-Wall or Glass-to-Glass Installations
- Centers the Door in Out-of-Alignment Situations
- Positive zero degree closure
- Operational from both sides of the door
- Internal ball point indexing mechanism keeps the knob from "free-spinning"

NEW
PRODUCT



Fig. 0744 #3
Shown Mounted

9

Fig. 0740
#1 Shown



Fig. 0743
#1 Shown



Fig. 0744
#3 Shown



Slotted Strike **"J" Hook Strike**

Ordering & Tech Info

Handle Type	Cam Bar Angle	Strike Type	Dimensions Overall Inches	Std. Pkg. 1 Sets	Ship Wt. Carton Lbs. Std. Pkg.
Knob	135°	Hook	1-1/2 x 3-1/2	0740001CHR	1.3
Knob	180°	Slotted	1-1/2 x 3-1/2	0740002CHR	1.3
Knob	180°	Hook	1-1/2 x 3-1/2	0740003CHR	1.3
Lever	135°	Hook	3-1/2 x 3-1/2	0743001CHR	1.0
Lever	180°	Slotted	3-1/2 x 3-1/2	0743002CHR	1.0
Lever	180°	Hook	3-1/2 x 3-1/2	0743003CHR	1.0
Lever	135°	Hook	1-1/2 x 3-1/2	0744001CHR	1.3
Lever	180°	Slotted	1-1/2 x 3-1/2	0744002CHR	1.3
Lever	180°	Hook	1-1/2 x 3-1/2	0744003CHR	1.3

SPARE PARTS ORDERING INFORMATION

Slotted Strike: 074000299A Hook Strike: 074000199A



DETERMINING THE HAND OF THE LATCH SET.

When Standing Outside: If the Door Opens Away From You, You Need a Lock or Latch with a Regular Bevel.

If the Door Opens Toward You, You Need a Lock or Latch with a Reverse Bevel.

Refer to the illustrations below when selecting the proper hand configuration of the lock and latch sets on the following pages.

When Standing Outside



A

Lock/Latch Type:
LEFT INWARD
Regular Bevel

B

Lock/Latch Type:
LEFT OUTWARD
Reverse Bevel

C

Lock/Latch Type:
RIGHT INWARD
Regular Bevel

D


Lock/Latch Type:
RIGHT OUTWARD
Reverse Bevel



Privacy Latch



Strike



Bevel

Privacy Latch

Lock

NOTE: The privacy latch handle should always be mounted on the door's interior side



Fig. 0730
Mortise Lock



Fig. 0710
Mortise Latch

Fig. 0710 - Full Size Mortise Latch Set
Fig. 0730 - Full Size Mortise Lock Set with Privacy Lock for Interior Cabins and Head Enclosures

CONSTRUCTION:

- Chrome Plated Brass and Zinc Alloy
- Two Escutcheon Plates
- Overall Height: 5-1/4 Inches

Fig. 0710 - Safety Unlock from Outside

Fig. 0730 - Keyed Lock from Outside

- Interior Turn Button Lock Mechanism from Inside

For Door Thickness 3/4 to 1-1/2 Inches

Bevels are Interchangeable.

Ordering & Tech Info

Type	Hand Of Lock/Latch*	For Door Thickness Inches	Std Pkg. 1 Set	Ship Wt. Ctn. Lbs. Standard Pkg.
Latch	A or D	3/4 to 1	0710001LIC	1.5
Latch	A or D	1 to 1-1/4	0710002LIC	1.5
Latch	A or D	1-1/4 to 1-1/2	0710003LIC	1.5
Latch	B or C	3/4 to 1	0710001RIC	1.5
Latch	B or C	1 to 1-1/4	0710002RIC	1.5
Latch	B or C	1-1/4 to 1-1/2	0710003RIC	1.5
Lock	A or D	3/4	0730001LIC	1.7
Lock	A or D	7/8	0730002LIC	1.7
Lock	A or D	1	0730003LIC	1.7
Lock	A or D	1-1/8	0730004LIC	1.7
Lock	A or D	1-1/4	0730005LIC	1.7
Lock	A or D	1-3/8	0730006LIC	1.7
Lock	A or D	1-1/2	0730007LIC	1.7
Lock	B or C	3/4	0730001RIC	1.7
Lock	B or C	7/8	0730002RIC	1.7
Lock	B or C	1	0730003RIC	1.7
Lock	B or C	1-1/8	0730004RIC	1.7
Lock	B or C	1-1/4	0730005RIC	1.7
Lock	B or C	1-3/8	0730006RIC	1.7
Lock	B or C	1-1/2	0730007RIC	1.7

Fig. 0706 - Full Size Mortise Latch Set without Privacy Lock

CONSTRUCTION:

- Chrome Plated Brass and Zinc Alloy
- Two Escutcheon Plates
- Overall Height: 5-1/4 Inches
- Safety Unlock from Outside

For Door Thickness 3/4 to 1-1/2 Inches

Bevels are Interchangeable.

Ordering & Tech Info

Type	Hand Of Lock/Latch*	For Door Thickness Inches	Std Pkg. 1 Set	Ship Wt. Ctn. Lbs. Standard Pkg.
Latch	A or D	3/4 to 1	0706001LIC	1.5
Latch	A or D	1 to 1-1/4	0706002LIC	1.5
Latch	A or D	1-1/4 to 1-1/2	0706003LIC	1.5
Latch	B or C	3/4 to 1	0706001RIC	1.5
Latch	B or C	1 to 1-1/4	0706002RIC	1.5
Latch	B or C	1-1/4 to 1-1/2	0706003RIC	1.5

* Note: Refer to Page R-159 to determine the proper hand of a lock or latch set.



Fig. 0706
Mortise Latch
w/o Privacy
Latch



Fig. 0712 Compact Mortise Latch Set with Privacy Lock for Interior Cabins and Head Enclosures

CONSTRUCTION:

- Chrome Plated Brass and Zinc Alloy
- Two Escutcheon Plates
- Overall Height: 5-1/4 Inches
- Safety Unlock from Outside
- Interior Turn Button Lock Mechanism from Inside

For Door Thickness 3/4 to 1-1/2 Inches

Bevels are Interchangeable.



9

Fig. 0712 Compact Mortise Latch

Ordering & Tech Info				
Type	Hand Of Lock/Latch*	For Door Thickness Inches	Std Pkg. 1 Set	Ship Wt. Ctn. Lbs. Standard Pkg.
Latch	A or D	3/4 to 1	0712001LIC	1.1
Latch	A or D	1 to 1-1/4	0712002LIC	1.5
Latch	A or D	1-1/4 to 1-1/2	0712003LIC	1.5
Latch	B or C	3/4 to 1	0712001RIC	1.1
Latch	B or C	1 to 1-1/4	0712002RIC	1.5
Latch	B or C	1-1/4 to 1-1/2	0712003RIC	1.5

Fig. 0716 - Full Size Surface Mount Lock Set

CONSTRUCTION:

- Chrome Plated Brass and Zinc Alloy
- Overall Height: 5-1/4 Inches
- Keyed Lock from Outside
- Interior Turn Button Lock Mechanism from Inside

For Door Thickness 1-1/16 to 1-3/8 Inches
For any other door thickness or other "hands", consult factory for availability.



Fig. 0716 Surface Mount Lock

Ordering & Tech Info				
Type	Hand Of Lock/Latch*	For Door Thickness Inches	Std Pkg. 1 Set	Ship Wt. Ctn. Lbs. Standard Pkg.
Lock	D	1-1/16	0716001ROC	1.5
Lock	D	1-1/8	0716002ROC	1.5
Lock	D	1-3/8	0716003ROC	1.5

* Note: Refer to Page R-159 to determine the proper hand of a lock or latch set.



Fig. 0711
Flush Latch
Shown



Fig. 0731
Flush Lock

Fig. 0711 - Full Size Flush Latch Set
Fig. 0731 - Full Size Flush Lock Set
With Privacy Latches for Interior Cabins and Head Enclosures

CONSTRUCTION:

- Chrome Plated Brass and Zinc Alloy
- Overall Height: 5-1/4 Inches

Fig. 0711 - Safety Unlock from Outside

Fig. 0731 - Keyed Lock from Outside

- Interior Turn Button Lock Mechanism from Inside

For Door Thickness 1/2 to 3/4 Inch

Ordering & Tech Info

Type	Hand Of Lock/Latch*	For Door Thickness		Ship Wt. Ctn. Lbs.	
		Inches	Std Pkg. 1 Set	Standard Pkg.	
Latch	A	1/2	0711001LIC		1.5
Latch	A	5/8	0711002LIC		1.5
Latch	A	3/4	0711003LIC		1.5
Latch	B	1/2	0711001LOC		1.5
Latch	B	5/8	0711002LOC		1.5
Latch	B	3/4	0711003LOC		1.5
Latch	C	1/2	0711001RIC		1.5
Latch	C	5/8	0711002RIC		1.5
Latch	C	3/4	0711003RIC		1.5
Latch	D	1/2	0711001ROC		1.5
Latch	D	5/8	0711002ROC		1.5
Latch	D	3/4	0711003ROC		1.5
Lock	A	1/2	0731001LIC		1.6
Lock	A	5/8	0731002LIC		1.6
Lock	A	3/4	0731003LIC		1.6
Lock	B	5/8	0731002LOC		1.6
Lock	B	3/4	0731003LOC		1.6
Lock	B	1/2	0731001LOC		1.6
Lock	C	5/8	0731002RIC		1.6
Lock	C	1/2	0731001RIC		1.6
Lock	C	3/4	0731003RIC		1.6
Lock	D	1/2	0731001ROC		1.6
Lock	D	5/8	0731002ROC		1.6
Lock	D	3/4	0731003ROC		1.6

Fig. 0715 Flush Latch Set
Without Privacy Latch for Interior Cabins and Head Enclosures

CONSTRUCTION:

- Chrome Plated Brass and Zinc Alloy
- Overall Height: 5-1/4 Inches

For Door Thickness 1/2 to 3/4 Inch

Ordering & Tech Info

Type	Hand Of Lock/Latch*	For Door Thickness		Ship Wt. Ctn. Lbs.	
		Inches	Std Pkg. 1 Set	Standard Pkg.	
Latch	A	1/2	0715001LIC		1.5
Latch	A	5/8	0715002LIC		1.5
Latch	A	3/4	0715003LIC		1.5
Latch	B	1/2	0715001LOC		1.5
Latch	B	5/8	0715002LOC		1.5
Latch	B	3/4	0715003LOC		1.5
Latch	C	1/2	0715001RIC		1.5
Latch	C	5/8	0715002RIC		1.5
Latch	C	3/4	0715003RIC		1.5
Latch	D	1/2	0715001ROC		1.5
Latch	D	5/8	0715002ROC		1.5
Latch	D	3/4	0715003ROC		1.5

* Note: Refer to Page R-159 to determine the proper hand of a lock or latch set.



Fig. 0715
Flush Latch
w/o Privacy
Latch



Figs. 0991 & 0992 - Flush Latch Sets

CONSTRUCTION:

- Chrome Plated Zinc Alloy
- Sliding Lock Button


For Door Thickness 1/2 or 3/4 Inch

Fig. 0991 - Regular Bevel with Flush Strike

Fig. 0992 - Reverse Bevel with Flush Strike



**Fig. 0992 #1
with Lever Handle
Shown Assembled**



**Fig. 0991 #0
with Knob Handle
Shown Assembled**



**Figs. 0991 & 0992
Version #1**



**Figs. 0991 & 0992
Version #0**

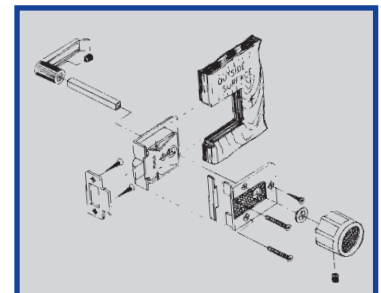
Ordering & Tech Info

Handle Type	Bevel Type*	Dimensions Case Inches	Dimensions Escutcheon Inches	Dealer Pkg. 5 Sets 1 Set per Pkg.	OEM Bulk Pkg. 10 Sets	Ship Wt. Carton Lbs. DP/OEM Bulk
Knob	Regular	1-5/8 x 1-5/8	2 x 2-1/4	0991DP0CHR	0991000CHR	5.0/9.5
Knob	Reverse	1-5/8 x 1-5/8	2 x 2-1/4	0992DP0CHR	0992000CHR	5.0/9.5
Lever	Regular	1-5/8 x 1-5/8	2 x 2-1/4	0991DP1CHR	0991001CHR	4.6/8.9
Lever	Reverse	1-5/8 x 1-5/8	2 x 2-1/4	0992DP1CHR	0992001CHR	4.6/8.9

Screw Size #6

SPARE PARTS ORDERING INFORMATION

Flush Strike: 0912DP0CHR.
 Regular Bevel with Cam: 0984000CHR
 Reverse Bevel with Cam: 0920DP0CHR
 Knob and Handle for Version #0: 0995000CHR
 Handle Set for Version #1: 0995001CHR



**Exploded
View Shows
Fig. 0992**

* Note: Refer to Page R-159 to determine the proper hand of a lock or latch set.



Figs. 0928 & 1028 - Rim Latch Sets

Fig. 0928
Shown
Assembled



CONSTRUCTION:

- Chrome Plated Zinc Alloy
- Sliding Lock Button

For Door Thickness 5/8 to 1-3/8 Inches

Fig. 0928 - Regular Bevel with Box Strike
Fig. 1028 - Reverse Bevel with Box Strike

Ordering Info

Bevel Type*	Dealer Pkg. 5 Sets 1 Set per Card	OEM Bulk Pkg. 10 Sets	Ship Wt. Carton Lbs. DP/OEM Bulk
Regular	0928DP0CHR	0928000CHR	4.4/8.0
Reverse	1028DP0CHR	1028000CHR	4.4/8.0

Tech Info

Dimensions Case:
2-1/8" x 1-3/4"
Dimensions Escutcheon:
4-3/8" x 1-1/4"
Screw Size: #6

SPARE PARTS ORDERING INFORMATION

Box Strike: 0976000CHR
Regular Bevel with Cam: 0984000CHR
Knob and Handle Assembly: 0962000CHR
Reverse Bevel with Cam: 0920DP0CHR

Figs. 0928 & 1028

Figs. 0930 & 1030 - Rim Latch Sets

Fig. 0930
Shown
Assembled



CONSTRUCTION:

- Chrome Plated Zinc Alloy
- Sliding Lock Button

For Door Thickness 5/8 to 1-3/8 Inches

Fig. 0930 - Reverse Bevel with Flush Strike
Fig. 1030 - Regular Bevel with Flush Strike

Ordering Info

Bevel Type*	Dealer Pkg. 5 Sets 1 Set per Card	OEM Bulk Pkg. 10 Sets	Ship Wt. Carton Lbs. DP/OEM Bulk
Reverse	0930DP0CHR	0930000CHR	4.3/7.9
Regular	1030DP0CHR	1030000CHR	4.3/7.9

Tech Info

Dimensions Case:
2-1/8" x 1-3/4"
Dimensions Escutcheon:
4-3/8" x 1-1/4"
Screw Size: #6

SPARE PARTS ORDERING INFORMATION

Flush Strike: 0912DP0CHR
Regular Bevel with Cam: 0984000CHR
Knob and Handle Assembly: 0962000CHR
Reverse Bevel with Cam: 0920DP0CHR

Figs. 0930 & 1030

* Note: Refer to Page R-159 to determine the proper hand of a lock or latch set.



Figs. 1239 & 1240 - Flush Cup Rim Latch Sets

CONSTRUCTION:

- Chrome Plated Zinc Alloy
- Sliding Lock Button

Supplied with Black Polymer Spacer For Surface Mounting
For Door Thickness 5/8 to 1 Inch

Fig. 1239 - Regular Bevel with Box Strike

Fig. 1240 - Reverse Bevel with Flush Strike



Figs. 1239 & 1240

Ordering Info			
Bevel Type*	Dealer Pkg. 5 Sets 1 Set per Pkg.	OEM Bulk Pkg. 10 Sets	Ship Wt. Carton Lbs. DP/OEM Bulk
Regular	1239DP0CHR	1239000CHR	4.4/8.3
Reverse	1240DP0CHR	1240000CHR	4.4/8.3

Tech Info

Dimensions Case:
2" x 2-1/4"
O.D. Cup: 2-1/4"
Screw Size: #8



**Fig. 1239/1240
Shown
Assembled**

SPARE PARTS ORDERING INFORMATION

Regular Bevel w/Cam: 0984000CHR Box Strike: 0977000CHR
Reverse Bevel w/Cam: 0920DP0CHR Flush Strike: 0912DP0CHR

Figs. 0929 & 1029 - Rim Latch Sets

Figs. 0968 & 1068 - Rim Latch Sets

CONSTRUCTION:

- Chrome Plated Zinc Alloy
- Sliding Lock Button

For Door Thickness 1/2 to 1 Inch

Fig. 0929 - Regular Bevel with Box Strike

Fig. 1029 - Reverse Bevel with Box Strike

Fig. 0968 - Regular Bevel with Flush Strike

Fig. 1068 - Reverse Bevel with Flush Strike



Figs. 0968 & 1068 Figs. 0929 & 1029



**Fig. 0929
Shown
Assembled**

Ordering Info				
Strike Type	Bevel Type*	Dealer Pkg. 5 Sets 1 Set per Card	OEM Bulk Pkg. 10 Sets	Ship Wt. Carton Lbs. DP/OEM Bulk
Box	Regular	0929DP0CHR	0929000CHR	5.8/10.7
Box	Reverse	1029DP0CHR	1029000CHR	5.8/10.7
Flush	Regular	0968DP0CHR	0968000CHR	5.6/10.3
Flush	Reverse	1068DP0CHR	1068000CHR	5.6/10.3

Tech Info

Dimensions Case:
2" x 2-1/4"
Dimensions Escutcheon:
2" x 2-1/4"
Screw Size: #6



**Fig. 0968
Shown
Assembled**

SPARE PARTS ORDERING INFORMATION

Flush Strike: 0912DP0CHR Regular Bevel with Cam: 0984000CHR Box Strike: 0977000CHR
Reverse Bevel with Cam: 0920DP0CHR Knob and Handle Assembly: 0995000CHR

* Note: Refer to Page R-159 to determine the proper hand of a lock or latch set.




Fig. 0918/0919
Shown
Assembled



Fig. 0918
Fig. 0919

Figs. 0918 & 0919 - Rim Lock Sets

CONSTRUCTION:

- Chrome Plated Zinc Alloy
- For Door Thickness 5/8 to 1-3/8 Inches

Fig. 0918 - Regular Bevel with Box Strike
Fig. 0919 - Reverse Bevel with Flush Strike

Locks by Turn Button from Inside or Key from Outside

Ordering Info

Door Bevel/Strike Type	Dealer Pkg. 5 Sets 1 Set per Card	OEM Bulk Pkg. 10 Sets	Ship Wt. Carton Lbs. DP/OEM Bulk
Regular w/Box	0918DP0CHR	0918000CHR	7.0/12.9
Reverse w/Flush	0919DP0CHR	0919000CHR	6.9/12.5

Tech Info

Dimensions Case: 3-7/8" x 2"
Dimensions Escutcheon: 4-3/8" x 1-1/4"
Screw Size: #6

SPARE PARTS ORDERING INFORMATION

Box Strike: 091800099A
Flush Strike: 0913DP0CHR
Knob and Handle Assembly: 0962000CHR
Regular Bevel with Cam: 0984000CHR
Reverse Bevel with Cam: 0920DP0CHR
Escutcheon Plate with Keys: 0953000CHR

Figs. 1279 & 1280 - Flush Cup Rim Latch Sets

CONSTRUCTION:

- Chrome Plated Zinc Alloy
- Sliding Lock Button
- For Door Thickness 3/4 to 1-1/8 Inches

Fig. 1279 - Regular Bevel with Box Strike
Fig. 1280 - Reverse Bevel with Flush Strike

Supplied with Black Polymer Spacer for Surface Mounting



Fig. 1279
Shown
Assembled

Fig. 1279
Fig. 1280

Ordering Info

Bevel/Strike Type	Dealer Pkg. 5 Sets 1 Set per Card	OEM Bulk Pkg. 10 Sets	Ship Wt. Carton Lbs. DP/OEM Bulk
Regular w/Box	1279DP0CHR	1279000CHR	4.1/7.2
Reverse w/Flush	1280DP0CHR	1280000CHR	4.0/6.9

Tech Info

Dimensions Case: 2-1/8" x 1-3/4"
Dimensions Escutcheon: 2" x 2-1/4"
Cup Screw Size: #8
Case Screw Size: #6

SPARE PARTS ORDERING INFORMATION

Box Strike: 0976000CHR
Flush Strike: 0912DP0CHR
Regular Bevel with Cam: 0984000CHR
Reverse Bevel with Cam: 0920DP0CHR

* Note: Refer to Page R-159 to determine the proper hand of a lock or latch set.



Fig. 0927 - Mortise Lock Set

CONSTRUCTION:

- Chrome Plated Zinc Alloy

Locks by Turn Button from Inside or Key from Outside
Bevel can be Reversed During Installation



**Fig. 0927
Shown
Assembled**

Ordering & Tech Info

For Door Thickness Inches	Dimensions Case Inches	Dimensions Escutcheon Inches	Dealer Pkg. 5 Sets 1 Set per Card	OEM Bulk Pkg. 10 Sets	Screw Size	Ship Wt. Carton Lbs. DP/OEM Bulk
1 to 1-3/8	2-3/4 x 2	4-3/8 x 1-1/4	0927DP0CHR	0927000CHR	6	7.1/13.0

SPARE PARTS ORDERING INFORMATION

Spare Flush Strike: 0913DP0CHR Bevel with Cam: 0920DP0CHR
Spare Knob and Handle Assy: 0962000CHR Escutcheon Plate with Keys: 092700099B

Fig. 0960 - Mortise Latch Set

CONSTRUCTION:

- Chrome Plated Zinc Alloy
- Turn Button Lock

Bevel can be Reversed During Installation



**Fig. 0960
Shown
Assembled**

Ordering & Tech Info

For Door Thickness Inches	Dimensions Case Inches	Dimensions Escutcheon Inches	Dealer Pkg. 5 Sets 1 Set per Card	OEM Bulk Pkg. 10 Sets	Screw Size	Ship Wt. Carton Lbs. DP/OEM Bulk
1 to 1-3/8	2-1/4 x 1-13/16	4-3/8 x 1-1/4	0960DP0CHR	0960000CHR	6	5.9/10.6

SPARE PARTS ORDERING INFORMATION

Flush Strike: 0912DP0CHR Bevel with Cam: 096000099A
Knob and Handle Assembly: 0962000CHR

Fig. 0567 - Tubular Latch Set

CONSTRUCTION:

- Chrome Plated Zinc Alloy
- Sliding Lock Button



**Fig. 0567
Shown
Assembled**

Ordering & Tech Info

For Door Thickness Inches	Dimensions Escutcheon Inches	O.D. Tube Inches	Dealer Pkg. 5 Cards 1 Set per Card	OEM Bulk Pkg. 10 Sets	Screw Size	Ship Wt. Carton Lbs. DP/OEM Bulk
1 to 1-3/8	4-3/8 x 1-1/4	3/4	0567DP0CHR	0567000CHR	6	4.5/8.1

SPARE PARTS ORDERING INFORMATION

Flush Strike: 0912DP0CHR
Knob and Handle Assembly: 0962000CHR

* Note: Refer to Page R-159 to determine the proper hand of a lock or latch set.



Fig. 0777F Latch with Concealed Fasteners




Fig. 0777FL Lock with Concealed Fasteners



Fig. 0777L Lock with Mounting Holes



Fig. 0777 Latch with Mounting Holes
Shown in Marinium



Detail of Concealed Fasteners Bottom Plate

Cam Bar Options

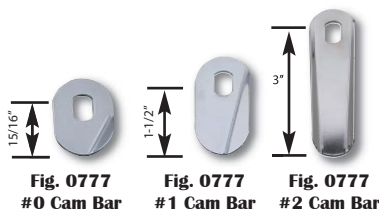


Fig. 0777 #0 Cam Bar **Fig. 0777 #1 Cam Bar** **Fig. 0777 #2 Cam Bar**

Fig. 0777 - Rectangular Flange Flush Hatch Dog

CONSTRUCTION:

- Chrome Plated Bronze
- Latch or Locking Versions
- **2 Options:** Flange With Visible Mounting Holes or Smooth Flange with Concealed Fasteners
- Stainless Steel Lock Nuts
- Flush Strike
- O-Ring Seals for Water Resistance
- Does Not Rattle When "Dogged" Down

For Securely "Dogging" (Fastening) Deck Hatches

Ordering Info

Type	Cam Bar Length Inches	Std. Pkg. - 1 Pc. OEM Pkg. - 5 Pcs.	Ship Wt. Carton Lbs. Std. Pkg./OEM
Visible Mounting Holes			
Latch	15/16	0777000CHR	1.2/5.8
Latch	1-1/2	0777001CHR	1.2/5.8
Latch	3	0777002CHR	1.2/5.8
Concealed Fasteners*			
Latch	15/16	0777F00CHR*	1.5
Latch	1-1/2	0777F01CHR*	1.5
Latch	3	0777F02CHR*	1.5
Lock	15/16	0777L00CHR	1.4/6.0
Lock	1-1/2	0777L01CHR	1.4/6.0
Lock	3	0777L02CHR	1.4/6.0
Lock	15/16	0777FL0CHR*	1.7
Lock	1-1/2	0777FL1CHR*	1.7
Lock	3	0777FL2CHR*	1.7

* Std. Pkg 1 Pc.



Strike

Tech Info

- Max. Hatch Thickness: 2"
- Adjustment Cam Bar: 1-1/4" to 2"
- Dimensions Face Plate: 3-13/16" x 3"
- Screw Size: #8

AVAILABLE IN



For Complete Ordering Info: See Pgs R-183-184

SPARE PARTS ORDERING INFORMATION

- Cam Bar for Size #0: 077700099A
- Cam Bar for Size #1: 077700199A
- Cam Bar for Size #2: 077700299A



Fig. 0778 - Round Flange Flush Hatch Dog

CONSTRUCTION:

- Chrome Plated Bronze
- Latch or Locking Versions
- **2 Options:** Flange With Visible Mounting Holes or Smooth Flange with Concealed Fasteners
- Stainless Steel Lock Nuts
- Flush Strike
- O-Ring Seals for Water Resistance
- Does Not Rattle When "Dogged" Down

For Securely "Dogging" (Fastening) Deck Hatches



Fig. 0778FL
Lock with
Concealed
Fasteners



Fig. 0778L
Lock with
Mounting Holes



Fig. 0778
Latch with
Mounting Holes



Fig. 0778F
Latch with
Concealed
Fasteners



**Detail of
Concealed Fasteners
Bottom Plate**



Strike

Ordering Info

Type	Cam Bar Length Inches	Std. Pkg. - 1 Pc.	Ship Wt. Carton Lbs. Std. Pkg.
Visible Mounting Holes			
Latch	1-1/2	0778001CHR	1.4
Latch	3	0778002CHR	1.5
Lock	1-1/2	0778L01CHR	1.6
Lock	3	0778L02CHR	1.7
Concealed Fasteners			
Latch	1-1/2	0778F01CHR	1.6
Latch	3	0778F02CHR	1.6
Lock	1-1/2	0778FL1CHR	1.9
Lock	3	0778FL2CHR	1.9

Tech Info

Max. Hatch Thickness: 2"
Adjustment Cam Bar: 1-1/4" to 2"
Diameter Face Plate: 4-3/8"
Screw Size: #8

Cam Bar Options

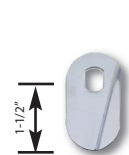


Fig. 0777
#1 Cam Bar



Fig. 0777
#2 Cam Bar

SPARE PARTS ORDERING INFORMATION

Cam Bar for Size #1: 077700199A
Cam Bar for Size #2: 077700299A




Fig. 1101

Fig. 1101 - Cupboard Bolt

CONSTRUCTION:

- Chrome Plated Zinc Alloy
- Black Polymer Slide and Knob

Ordering & Tech Info

Dimensions Overall Inches	Dealer Pkg. 5 Cards 1 Pc. per Card	OEM Bulk Pkg. 50 Pcs.	Screw Size	Ship Wt. Carton Lbs. DP/OEM Bulk
2-1/8 x 1-1/2	1101DP0CHR	1101000CHR	6	0.6/6.7




Fig. 1102

Fig. 1102 - Cupboard Catch

CONSTRUCTION:

- Chrome Plated Zinc Alloy

No. 1 Supplied with Box Strike

No. 2 Supplied with 3/8 Inch Offset Box Strike

Spacer Included with 1102DP2CHR Package to Allow for Additional (3/16") Offset

Ordering & Tech Info

Strike Type	Dimensions Overall Inches	Dealer Pkg. 5 Cards 1 Pc. per Card	OEM Bulk Pkg. 50 Pcs.	Screw Size	Ship Wt. Carton Lbs. DP/OEM Bulk
Box	1-1/2 x 1-7/8	1102DP1CHR	1102001CHR	6	1.4/10.6
Offset Box	1-1/2 x 1-7/8	1102DP2CHR	1102002CHR	6	1.5/10.9

3/16" Spacer for use with #2 Offset Box Strike



Fig. 0978 - Cupboard Turn

CONSTRUCTION:

- Chrome Plated Zinc Alloy




Fig. 0978

Ordering & Tech Info

Dimensions Overall Inches	Dealer Pkg. 5 Cards 1 Pc. per Card	Screw Size	Ship Wt. Carton Lbs. Dealer Pkg.
2-1/8 x 2-1/4	0978DP0CHR	6	2.0

SPARE PARTS ORDERING INFORMATION

Strike Plate: 0976000CHR Bevel with Cam: 0984000CHR

Fig. 0948 - Latch

CONSTRUCTION:

- Chrome Plated Zinc Alloy
- Sliding Lock Button



Fig. 0948

Ordering & Tech Info

Dimensions Overall Inches	Dealer Pkg. 5 Cards 1 Pc. per Card	Screw Size	Ship Wt. Carton Lbs. Dealer Pkg.
2-1/8 x 2-1/4	0948DP0CHR	6	2.0

SPARE PARTS ORDERING INFORMATION

Strike Plate: 0976000CHR Bevel with Cam: 0984000CHR

**Figs. 0921 & 0922 - Cabinet Flush Lock & Latch****CONSTRUCTION:**

- Chrome Plated Zinc Alloy

Fig. 0921 - Lock with 2 Keys**Fig. 0922 - Non-Locking Latch**

Easily Installs in a 1-5/8 Inch Diameter Hole

For Door Thickness 1/2 to 3/4 Inch

Ordering & Tech Info

Type	Dimensions Face Plate Inches	Dealer Pkg. - 5 Cards 1 Pc. per Card	OEM Bulk Pkg. 25 Pcs.	Ship Wt. Carton Lbs. DP/OEM Bulk
Lock	2-1/4 x 2	0921DP0CHR	0921000CHR	2.8/12.6
Latch	2-1/4 x 2	0922DP0CHR	0922000CHR	2.5/11.2

Chrome Cam Bar: 0980A

Note: Chrome and Polymer Cam Bars are not interchangeable.

**Fig. 0921
Shown****Fig. 0938 - Pull and Latch Assembly****CONSTRUCTION:**

- Chrome Plated Zinc Alloy
- Black Polymer Insert
- Brass Stem

Ordering & Tech Info

O.D. Knob Inches	Max. Panel Thickness Inches	Dealer Pkg. - 5 Cards 1 Pc. per Card	OEM Bulk Pkg. 50 Pcs.	Ship Wt. Carton Lbs. DP/OEM Bulk
1-1/2	1-1/8	0938DP0CHR	0938000CHR	0.9/5.3

SPARE PARTS ORDERING INFORMATION

Cam Bar: 093800099A

**Fig. 0938****Fig. 1056 - Elbow Catch****CONSTRUCTION:**

- Chrome Plated Zinc Alloy
- Stainless Steel Spring

Ordering & Tech Info

Dimensions Inches	Dealer Pkg. - 10 Cards 1 Pc. per Card	OEM Bulk Pkg. 50 Pcs.	Screw Size	Ship Wt. Carton Lbs. DP/OEM Bulk
1-1/8 x 9/16	1056DP0CHR	1056000CHR	6	1.1/3.3

**Fig. 1056****Fig. 1021 - Elbow Catch****CONSTRUCTION:**

- Black Polymer
- Integral Spring

Ordering & Tech Info

Dimensions Inches	Dealer Pkg. - 25 Cards 2 Pcs. per Card	OEM Bulk Pkg. 100 Pcs.	Screw Size	Ship Wt. Carton Lbs. DP/OEM Bulk
1-3/16 x 5/8	1021DP0BLK	1021000BLK	6	1.9/1.9

**Fig. 1021**



Fig. 1051

Fig. 1051 - Flush Ring Catch

CONSTRUCTION:

- Chrome Plated Zinc Alloy
- Phosphor Bronze Spring

Ordering & Tech Info

Dimensions Inches	Dealer Pkg. - 10 Cards 1 Pc. per Card	OEM Bulk Pkg. 25 Pcs.	Screw Size	Ship Wt. Carton Lbs. DP/OEM Bulk
2-1/4 x 1-3/8	1051DP0CHR	1051000CHR	6	1.7/3.2



White Version

9



Fig. 0925

Figs. 0925 & 0926 - Knobs

CONSTRUCTION:

- Stainless Steel Screw
- Chrome Plated Brass
- Chrome Plated Zinc Alloy
- Black or White Polymer Insert



Fig. 0926

Ordering & Tech Info

Knob Color	O.D. Knob Inches	Max. Panel Thickness Inches	Dealer Pkg. 10 Cards 1 Pc. per Card	OEM Bulk Pkg. 50 Pcs.	Ship Wt. Carton Lbs. DP/OEM Bulk
Chrome	1	1-1/8	0925DP0CHR	0925000CHR	1.5/5.0
Black	1-1/8	1-1/8	0926DP0CHR	0926000CHR	0.9/2.0
White	1-1/8	1-1/8	0926DP0WHT	0926000WHT	0.9/2.0
Black	1-1/2	1-1/8	0926DP1CHR	0926001CHR	1.0/2.5
White	1-1/2	1-1/8	0926DP1WHT	0926001WHT	1.0/2.5

Fig. 1093 - "T" Handle Flush Pull
For Smooth and Carpeted Surfaces

Gasket Included for Smooth Surface Applications
Toothed Back for Carpet Surface Applications



Fig. 1093

See Pages R-152 & R-153
for Matching
Lock & Latch Sets

CONSTRUCTION:

- Black or White Polymer Body
- Chrome Plated Zinc Alloy, Black or White Polymer "T" Handle
- Stainless Steel Stem

Easily Installs in a 2-1/2 Inch Diameter Hole
For Mounting Surfaces 1/8 to 3/4 Inch Thick

Ordering & Tech Info

Color Body	Color Handle	Diameter Inches	OEM Bulk Pkg. 25 Pcs.	Ship Wt. Carton Lbs. OEM Bulk
Black	Black	3	1093000BLK	9.0
Black	Chrome	3	1093000CHR	10.2
White	White	3	1093000WHT	7.5

**Fig. 1221 - Flush Pull****CONSTRUCTION:**

- Chrome Plated Zinc Alloy
- Black Polymer Finishing Flange

Spring Loaded, Can be Mounted Horizontally or Vertically




Fig. 1221

Ordering & Tech Info

Dimensions Flange Inches	Dealer Pkg. 5 Cards 1 Pc. per Card	OEM Bulk Pkg. 50 Pcs.	Screw Size	Ship Wt. Carton Lbs. DP/OEM Bulk
3/4 x 3-1/4	1221DP0CHR	1221000CHR	8	1.0/6.8

Fig. 0776 - Flush Lifting Handle**CONSTRUCTION:**

- Chrome Plated Bronze

Size No. 2 (Not Shown) Has All Mounting Holes at Corners



Fig. 0776

Ordering & Tech Info

Dimensions Face Plate Inches	Dimensions Inside Handle Inches	Dealer Pkg. 5 Cards 1 Pc. per Card	OEM Bulk Pkg. 25 Pcs.	Screw Size	Ship Wt. Carton Lbs. DP/OEM Bulk
3 x 2-1/4	1-7/8 x 1	0776DP1CHR	0776001CHR	8	2.1/8.9
3-3/4 x 2-3/4	2-3/16 x 1-3/16	0776DP2CHR	0776002CHR	8	3.2/13.2

**Fig. 1220 - Flush Lifting Handle****CONSTRUCTION:**

- Chrome Plated Zinc Alloy



Fig. 1220

Ordering & Tech Info

Dimensions Face Plate Inches	Dimensions Inside Handle Inches	Dealer Pkg. 5 Cards 1 Pc. per Card	OEM Bulk Pkg. 50 Pcs.	Screw Size	Ship Wt. Carton Lbs. DP/OEM Bulk
3 x 2-1/4	1-7/8 x 1	1220DP0CHR	1220000CHR	8	1.5/12.4



Fig. 0841

Fig. 0841 - Flush Ring Pull

CONSTRUCTION:

- Chrome Plated Zinc Alloy

Ordering & Tech Info

Dimensions Face Plate Inches	Dealer Pkg. - 10 Cards 1 Pc. per Card	OEM Bulk Pkg. 50 Pcs.	Screw Size	Ship Wt. Carton Lbs. DP/OEM Bulk
1-3/4 x 1-3/8	0841DP0CHR	0841000CHR	6	1.3/4.2



Fig. 1232

Fig. 1232 - Flush Ring Pull

CONSTRUCTION:

- Chrome Plated Zinc Alloy

Ordering & Tech Info

O.D. Face Plate Inches	Dealer Pkg. - 5 Cards 1 Pc. per Card	OEM Bulk Pkg. 50 Pcs.	Screw Size	Ship Wt. Carton Lbs. DP/OEM Bulk
1-5/8	1232DP1CHR	1232001CHR	6	0.7/3.5
2	1232DP2CHR	1232002CHR	6	0.8/4.7



Fig. 1103

Fig. 1103 - Flush Ring Pull

CONSTRUCTION:

- Chrome Plated Bronze

Ordering & Tech Info

Dimensions Face Plate Inches	Dealer Pkg. - 5 Cards 1 Pc. per Card	OEM Bulk Pkg. 50 Pcs.	Screw Size	Ship Wt. Carton Lbs. DP/OEM Bulk
2-9/16 x 2	1103DP0CHR	1103000CHR	8	1.5/12.2



Fig. 0575

Fig. 0575 - Flush Lifting Pull

CONSTRUCTION:

- Chrome Plated Bronze

Ordering & Tech Info

Dimensions Face Plate Inches	Dealer Pkg. - 10 Cards 1 Pc. per Card	OEM Bulk Pkg. 50 Pcs.	Screw Size	Ship Wt. Carton Lbs. DP/OEM Bulk
2-5/8 x 2	0575DP0CHR	0575000CHR	8	2.8/10.8

**Fig. 1110 - Flush Pull****CONSTRUCTION:**

- Chrome Plated Zinc Alloy and Stainless Steel

**Fig. 1110****Ordering & Tech Info**

Dimensions Face Plate Inches	Depth Inches	Dealer Pkg. 5 Cards 1 Pc. per Card	OEM Bulk Pkg. 50 Pcs.	Screw Size	Ship Wt. Carton Lbs. DP/OEM Bulk
3-11/16 x 1-11/16	7/16	1110DP0CHR	1110000CHR	6	1.3/10.4

Fig. 1016 - Flush Pull**CONSTRUCTION**

- Black or White Polymer
- Easily Installs in a 1-3/4 Inch Diameter Hole

**Fig. 1016
Black****Fig. 1016
White****Ordering & Tech Info**

Color	Dimensions Face Plate Inches	Depth Inches	Dealer Pkg. 10 Cards 1 Pc. per Card	OEM Bulk Pkg. 100 Pcs.	Screw Size	Ship Wt. Carton Lbs. DP/OEM Bulk
Black	2-1/4 x 2-1/4	15/16	1016DP0BLK	1016000BLK	6	1.0/4.7
White	2-1/4 x 2-1/4	15/16	1016DP0WHT	1016000WHT	6	1.0/4.7

Fig. 0958 - Pull**CONSTRUCTION:**

- Chrome Plated Zinc Alloy

**Fig. 0958****Ordering & Tech Info**

Width Overall Inches	Width Inside Inches	Dealer Pkg. 10 Cards 1 Pc. per Card	Screw Size	Ship Wt. Carton Lbs. Dealer Pkg.
3-7/16	2-5/16	0958DP0CHR	6	1.4

Fig. 0954 - Sliding Window Handle**CONSTRUCTION:**

- Stainless Steel
- Clasps to Edge of Glass

**Fig. 0954****Ordering & Tech Info**

For Glass Thickness Inches	Length Overall Inches	Dealer Pkg. - 5 Cards 1 Pc. per Card	Ship Wt. Carton Lbs. Dealer Pkg.
1/4	3	0954DP0STS	0.7



Fig. 0966

Fig. 0935

Figs. 0935 & 0966 - Sliding Window & Door Stops

CONSTRUCTION:

- Polymer Cover on Stopping Plate

Fig. 0935 - For Sliding Windows

- Chrome Plated Zinc Alloy

Fig. 0966 - For Sliding Doors

- Chrome Plated Heavy Gauge Extruded Brass

Ordering & Tech Info

Dimensions Mounting Plate Inches	Length Stopping Plate Inches	Dealer Pkg. 5 Cards 1 Pc. per Card	OEM Bulk Pkg.	OEM Bulk Pkg. Qty	Screw Size	Ship Wt. Carton Lbs. DP/OEM Bulk
1-7/8 x 3/4	1-1/2	0935DP0CHR	0935000CHR	50	8	1.0/6.6
1-1/2 x 3/4	2	0966DP0CHR	0966000CHR	25	10	1.4/5.8

Figs. 0934 & 0937- Sliding Window Locks & Anti-Rattlers

CONSTRUCTION:

- Chrome Plated Zinc Alloy
- Black Polymer Knob and Tip

Fig. 0937



Fig. 0934

Ordering & Tech Info

Height Overall Inches	Dimensions Mounting Plate Inches	Adjustment Inches	Dealer Pkg. 5 Cards 1 Pc. per Card	Screw Size	Ship Wt. Carton Lbs. Dealer Pkg.
1	2 x 5/8	1-1/8	0934DP0CHR	6	0.7
1-5/8	1 x 5/8	1-1/8	0937DP0CHR	6	0.6

SPARE PARTS ORDERING INFORMATION

Black Polymer Tip: 0944

Fig. 0719 - Removable Angled Fastener Ideal for Table Legs

CONSTRUCTION:

- Chrome Plated Brass
- Black Polymer Knob with Stainless Steel Stud



Fig. 0719

Ordering & Tech Info

Length Angle Inches	Width Angle Inches	Dealer Pkg. 5 Cards 1 Pc. per Card	OEM Bulk Pkg. 25 Pcs.	Screw Size	Ship Wt. Carton Lbs. DP/OEM Bulk
1-3/8	1	0719DP0CHR	0719000CHR	8	1.2/4.6

SPARE PARTS ORDERING INFORMATION

Knob: 071900099A
Single Bracket: 071900099B
Flat Plate: 071900099C

**Fig. 0148 - Table Brackets****CONSTRUCTION:**

- Chrome Plated Brass

For Removable Tables

Supplied in Sets of Two Brackets and Two Wall Plates

**Fig. 0148****Ordering & Tech Info**

Dimensions Angle Bracket Inches	Dimensions Wall Plate Inches	Dealer Pkg. 5 Cards 1 Set per Card	OEM Bulk Pkg. 25 Sets	Screw Size	Ship Wt. Carton Lbs. DP/OEM Bulk
2-3/4 x 1-11/16	3-3/8 x 2	0148DP0CHR	0148000CHR	10	4.3/19.7

SPARE PARTS ORDERING INFORMATION

Pair of Angle Brackets: 014800099A

Pair of Wall Plates: 014800099B

Fig. 1106 - Utility Hook**CONSTRUCTION:**

- Chrome Plated Zinc Alloy

**Fig. 1106****Ordering & Tech Info**

Projection Inches	Width Base Inches	Dealer Pkg. 10 Cards 1 Pc. per Card	OEM Bulk Pkg. 50 Pcs.	Screw Size	Ship Wt. Carton Lbs. DP/OEM Bulk
3/4	1	1106DP0CHR	1106000CHR	6	1.0/2.8

Fig. 0975 - Utility Hook**CONSTRUCTION:**

- Chrome Plated Zinc Alloy

**Fig. 0975****Ordering & Tech Info**

Projection Inches	Width Base Inches	Dealer Pkg. 10 Cards 1 Pc. per Card	OEM Bulk Pkg. 50 Pcs.	Screw Size	Ship Wt. Carton Lbs. DP/OEM Bulk
2	1-1/8	0975DP1CHR	0975001CHR	6	1.1/3.2
3	1-1/4	0975DP2CHR	0975002CHR	6	1.5/4.6

Fig. 0610 - Utility Hook**CONSTRUCTION:**

- Chrome Plated Zinc Alloy

**Fig. 0610****Ordering & Tech Info**

Projection Inches	Width Base Inches	Dealer Pkg. 10 Cards 1 Pc. per Card	OEM Bulk Pkg. 50 Pcs.	Screw Size	Ship Wt. Carton Lbs. DP/OEM Bulk
1-3/8	1-1/8	0610DP0CHR	0610000CHR	6	0.9/2.2



Fig. 1249

Fig. 1249 - Utility or Lashing Hook

CONSTRUCTION:

- Chrome Plated Zinc Alloy

Ordering & Tech Info						
Length Overall Inches	Width Overall Inches	Inside Hook Inches	Dealer Pkg. 10 Cards 5 Pcs. per Card	OEM Bulk Pkg. 100 Pcs.	Screw Size	Ship Wt. Carton Lbs. DP/OEM Bulk
15/16	1/2	1/4	1249DP0CHR	1249000CHR	6	1.3/1.6



Fig. 0578

Fig. 0578 - Boat Cover Sockets

CONSTRUCTION:

- Chrome Plated Zinc Alloy

Will Accommodate 3/8 Inch Wood or Polymer Battens Up To 1-3/4 Inches Long

Ordering & Tech Info					
Length Overall Inches	Dimensions Opening Inches	Width Overall Inches	Dealer Pkg. 10 Cards 1 Pair per Card	Screw Size	Ship Wt. Carton Lbs. Dealer Pkg.
3-1/4	1-7/8 x 7/16	5/8	0578DP0CHR	6	2.2

9



Stud Fig. 0869

Button Fig. 0896

Figs. 0869, 0896, 0898, 0901 & 0907 "Durable Type" Fasteners

CONSTRUCTION:

- Figs. 0896, 0898, 0901 & 0907 - Nickel Plated Brass
- Fig. 0869 - Stainless Steel, 5/8 Inch Self Tapping Screw

For Canvas to Surface, Use Figs. 0869, 0896 and 0898
For Canvas to Canvas, Use Figs. 0896, 0898, 0901 & 0907


Ordering & Tech Info		
Description	Standard Pkg. - 100 Pcs.	Ship Wt. Carton Lbs. Std. Pkg.
Stud	0869000STS	0.7
Stud	0901000NKL	0.2
Socket	0898000NKL	0.8
Button	0896000NKL	0.4
Eyelet	0907000NKL	0.2



Socket Fig. 0898

Stud Fig. 0901

Eyelet Fig. 0907



Washer Fig. 0997

Flanged Stud Fig. 0994

Eyelet Fig. 0996

Figs. 0994, 0996 & 0997 - Curtain Fasteners

CONSTRUCTION:

- Nickel Plated Brass

Ordering & Tech Info		
Description	Standard Pkg. - 100 Pcs.	Ship Wt. Carton Lbs. Standard Pkg.
Flanged Stud	0994000NKL	1.5
Eyelet	0996000NKL	0.6
Washer	0997000NKL	0.2



Fig. 0447 - Fishing Rod Holder

Vertical Flush Mount

CONSTRUCTION:

- Chrome Plated Bronze Flange
- Stainless Steel Tube
- Hard Black Polymer Liner
- Integral Flip-Up Cap



Figs. 0447D01 & DPD with Drain Bib



Fig. 0447

D01 & DPD - Integral Drain Bib for 5/8 Inch I.D. Flexible Hose

Ordering & Tech Info

Mount Type	Drain Bib	I.D. Tube Inches	O.D. Tube Inches	Length Under Flange Inches	Dimensions Flange Inches	Dealer Pkg. 5 Pkgs. 1 Pc. per Pkg.	OEM Bulk Pkg. 10 Pcs.	Bolt Size	Ship Wt. Carton Lbs. DP/OEM Bulk
Vertical	No	1-5/8	2	9	3-1/2 O.D.	0447DP1CHR	0447001CHR	10	8.4/15.8
Vertical	Yes	1-5/8	2	10-1/2	3-1/2 O.D.	0447DPDCHR	0447D01CHR	10	8.1/15.7

Fig. 0448 - Fishing Rod Holder

Angled Flush Mount (Approximate 65°)

CONSTRUCTION:

- Chrome Plated Bronze Flange
- Chrome Plated Brass Tube

Fig. 0448 No. 1 - Soft Black Liner and Flange Gasket w/Integral Flip-Up Cap

Fig. 0448 No. 2 - Soft Black Liner with Lip Only

D01 & DPD - Integral Drain Bib for 5/8 Inch I.D. Flexible Hose



Figs. 0448D01 & DPD With Drain Bib



Fig. 0448D01

Fig. 0448 Shown in Marinium

Ordering & Tech Info

Mount Type	Drain Bib	I.D. Tube Inches	O.D. Tube Inches	Length Under Flange Inches	Dimensions Flange Inches	Dealer Pkg. 5 Pkgs. 1 Pc. per Pkg.	OEM Bulk Pkg. 10 Pcs.	Ship Wt. Carton Lbs. DP/OEM Bulk
Angled	No	1-5/8	2	8	4-1/4 x 3-1/2	0448DP1CHR	0448001CHR	11.3/21.8
Angled	Yes	1-5/8	2	9-1/2	4-1/4 x 3-1/2	0448DPDCHR	0448D01CHR	11.0/21.7
Angled	No	1-7/8	2-1/4	12	4-7/8 x 4	0448DP2CHR*	-----	3.4/--



*Dealer Pkg. - 1 card, 1 pc. per card. Bolt Size 1/4.

Fig. 0452 - Fishing Rod Holder

Angled Flush Mount (Approximate 65°)

CONSTRUCTION:

- Polished Stainless Steel Flange
- Stainless Steel Tube and Soft Black Liner
- Flange Gasket with Integral Flip-Up Cap

D01 & DPD - Integral Drain Bib for 5/8 Inch I.D. Flexible Hose

Rounded Rod Holder Bottom



Figs. 0452D01 & DPD with Drain Bib




Fig. 0452

Ordering & Tech Info

Mount Type	Drain Bib	I.D. Tube Inches	O.D. Tube Inches	Length Under Flange Inches	Dimensions Flange Inches	Dealer Pkg. 5 Pkgs. 1 Pc. per Pkg.	OEM Bulk Pkg. 10 Pcs.	Ship Wt. Carton Lbs. DP/OEM Bulk
Angled	No	1-5/8	2	8-1/4	4-1/8 x 3-3/8	0452DP0STS	0452000STS	6.5/12.5
Angled	Yes	1-5/8	2	9-3/4	4-1/8 x 3-3/8	0452DPDSTS	0452D01STS	6.7/12.7

Bolt Size #10.

For spare parts for all rod holders on this page, see pg. R-182.



Fig. 1205



Figs. 1205D01 & DPD with Drain Bib

Fig. 1205 - Fishing Rod Holder Angled Flush Mount (Approximate 65°)

CONSTRUCTION:

- Chrome Plated Zinc Alloy Flange
- Anodized Aluminum Tube
- Soft Black Liner
- Flange Gasket with Integral Flip-up Cap

D01 & DPD Integral Drain Bib for 5/8 Inch I.D. Flexible Hose



Rounded Rod Holder Bottom

Ordering & Tech Info

Mount Type	Drain Bib	I.D. Tube Inches	O.D. Tube Inches	Length Under Flange Inches	Dimensions Flange Inches	Dealer Pkg. 5 Pkgs. 1 Pc. per Pkg.	OEM Bulk Pkg. 20 Pcs.	Ship Wt. Carton Lbs. DP/OEM Bulk
Angled	No	1-5/8	2	8	4-1/4 x 3-1/2	1205DP0CHR	1205000CHR	8.2/29.7
Angled	Yes	1-5/8	2	9-1/2	4-1/4 x 3-1/2	1205DPDCHR	1205D01CHR	8.1/29.9

For spare parts see pg. R-184

Bolt Size 1/4"

Figs. 1099, 1100 and 1104 - Side Mount Fishing Rod Holders

10



Fig. 1099

Fig. 1100

Fig. 1104



Rounded Rod Holder Bottom

CONSTRUCTION:

- Chrome Plated Brass Brackets
- Fig. 1099** - Stainless Steel Tube
- Fig. 1100** - Chrome Plated Brass Tube
- Fig. 1104** - Black Polymer Tube
- Figs. 1099 and 1100** Hard Black Polymer Liner

Ordering & Tech Info

I.D. Tube Inches	O.D. Tube Inches	Length Overall Inches	Width Bracket Inches	Dealer Pkg. 5 Pkgs. 1 Pc. per Pkg.	Ship Wt. Carton Lbs. Dealer Pkg.
1-5/8	2	9	3	1099DP0STS	6.1
1-5/8	2	9	3	1100DP0CHR	6.3
1-5/8	2	9	3-1/4	1104DP0BLK	3.2

Mounting Screw Size #8 R.H. Spare Brackets (Pr.): 1107000CHR

NOTE: The use of a safety line attached to the rod and reel is recommended, particularly when running or fishing with heavy duty rods and reels.

Fig. 0404 - Heavy Duty Side Mount Fishing Rod Holder




Fig. 0404 #1

Fig. 0404 #2



Size #1 Rounded Rod Holder Bottom

CONSTRUCTION:

- Chrome Plated Brass and Bronze
- Size #1 with Hard Black Polymer Liner
- Size #2 with Soft Black Lip & Liner

Ordering & Tech Info

I.D. Tube Inches	O.D. Tube Inches	Length Overall Inches	Width Bracket Inches	Dealer Pkg. - 5 Pkgs. 1 Pc. per Pkg.	Ship Wt. Carton Lbs. Dealer Pkg.
1-5/8	2	9	4-3/16	0404DP1CHR	10.2
1-7/8	2-1/4	11	4-3/4	0404DP2CHR*	3.3

Bolt Size 1/4"

* Dealer Pkg. - 1 card, 1 pc. per card.

SPARE PARTS ORDERING INFORMATION

Bracket for Size No. 1: 040400199A Bracket for Size No. 2: 040400299A
Liner with Lip and Tube for Size #2 See Fig. 0483DP2BLK on Page R-182.

NOTE: The use of a safety line attached to the rod and reel is recommended, particularly when running or fishing with heavy duty rods and reels.



Fig. 1118 - Clamp-On Fishing Rod Holder

CONSTRUCTION:

- Chrome Plated Brass and Bronze
- Hard Black Polymer Liner
- Clamp-On Feature Eliminates Drilling Rail and Simplifies Relocation
- Mounts on Vertical or Horizontal Rails
- DP0 Fits Rails 3/4 to 1 Inch in Diameter
 - Adjustable as Supplied for 7/8 to 1 Inch Rails
 - Adaptable to 3/4 Inch Rails by Reducing the Mounting Bolt Length
- DP2 Fits 1-1/4 Inch Diameter Rails

Fig. 1118DP0
for 3/4" to 1"
Dia. Rails



Rounded Rod
Holder Bottom

Fig. 1118DP2CHR
for 1-1/4" Dia. Rails

10

Ordering & Tech Info

For Rail Size Diameter	I.D. Tube Inches	O.D. Tube Inches	Length Overall Inches	Dealer Pkg. 5 Pcs. 1 Pc. per Pkg.	Ship Wt. Carton Lbs. Dealer Pkg.
3/4 to 1	1-5/8	2	9	1118DP0CHR	11.0
1-1/4	1-5/8	2	9	1118DP2CHR	10.6

SPARE PARTS ORDERING INFORMATION

Face Plate with Bolts for 1118DP0CHR: 111800099A
Clamp Bracket with Bolts for 1118DP2CHR: 111800299A
Intermediate Plate for 1118DP0CHR: 111800099B
Intermediate Plate for 1118DP2CHR: 111800299B

NOTE: The use of a safety line attached to the rod and reel is recommended, particularly when running or fishing with heavy duty rods and reels.

Fig. 1215 - Clamp-On Fishing Rod Holder

CONSTRUCTION:

- Chrome Plated Zinc Alloy
- Polished Stainless Steel Tube
- Hard Black Polymer Liner
- Clamp-On Feature Eliminates Drilling Rail and Simplifies Relocation
- Mounts on Vertical or Horizontal Rails
- DP0 Fits Rails 3/4 to 1 Inch in Diameter
 - Adjustable as Supplied for 7/8 to 1 Inch Rails
 - Adaptable to 3/4 Inch Rails by Reducing the Mounting Bolt Length
- DP2 Fits 1-1/4 Inch Diameter Rails

Fig. 1215DP0
for 3/4" to 1"
Dia. Rails



Rounded Rod
Holder Bottom

Fig. 1215DP2CHR
for 1-1/4" Dia. Rails

Ordering & Tech Info

For Rail Size Diameter	I.D. Tube Inches	O.D. Tube Inches	Length Overall Inches	Dealer Pkg. 5 Pcs. 1 Pc. per Pkg.	Ship Wt. Carton Lbs. Dealer Pkg.
3/4 to 1	1-5/8	2	9	1215DP0CHR	9.0
1-1/4	1-5/8	2	9	1215DP2CHR	8.4

SPARE PARTS ORDERING INFORMATION

Face Plate with Bolts for 1215DP0CHR: 1215DP099A
Clamp Bracket with Bolts for 1215DP2CHR: 121500299A
Intermediate Plate for 1215DP0CHR: 121500099B
Intermediate Plate for 1215DP2CHR: 121500299B

NOTE: The use of a safety line attached to the rod and reel is recommended, particularly when running or fishing with heavy duty rods and reels.

Figs. 0480, 0481 & 0484 - Cap and Gasket Kits for Fishing Rod Holders

CONSTRUCTION:

- Soft Black Flange Gasket with Integral Flip-up Cap
- Soft Black Lip
- Replacement or Upgrade for Older Holders



Fig. 0480

Ordering & Tech Info

To Fit Catalog Number	Dealer Pkg. - 5 Cards 1 Kit per Card	Ship Wt. Carton Lbs. Dealer Pkg.
0448DP1CHR	0480DP0BLK	1.4
0447DP1CHR	0484DP0BLK*	0.8
0452DP0STS	0481DP0BLK	1.4
1205DP0CHR	0480DP0BLK	1.4

10

* 0484DP0BLK has cap and gasket only.

Figs. 0482 & 0483 - Liners, Lips and Tubes For Fishing Rod Holders



Fig. 0482



Fig. 0483

Lip & Liner Cat. No.	Lip Only Cat. No.	Fits Rod Holders Listed Below						
		0448#1	0448D	0448#2	0452	1205	0449	0404#2
0482DP1BLK	0482DP199A	X	X		X	X		
0482DP2BLK	0482DP299A			X				
0483DP1BLK	0483DP199A						X	
0483DP2BLK	0483DP299A							X

Ordering & Tech Info

	For Angled Flush Mount Complete Dealer Pkg. 5 Cards	For All Others Complete Dealer Pkg. 5 Cards	Spare Lip Only For Fig. 0482 Dealer Pkg. 5 Cards	Spare Lip Only For Fig. 0483 Dealer Pkg. 5 Cards
I.D. Inches	1 Set per Card	1 Set per Card	1 Pc. per Card	1 Pc. per Card
1-5/8	0482DP1BLK	0483DP1BLK	0482DP199A	0483DP199A
1-7/8	0482DP2BLK	0483DP2BLK	0482DP299A	0483DP299A



In the early 1960's, a new alloy appeared. First used on large racing sailboats, the new material's high strength to weight ratio, coupled with superb corrosion resistance, made it an attractive alloy for use on boats. The new alloy was trademarked with the name Marinium® shortly after its introduction to the marine market and quickly evolved into a popular line of power boat deck hardware. The line included cleats, chocks, hinges, deck fills, rod holders and navigation lights.

For many years Marinium® was the choice material for numerous quality boat builders. But with the technology that existed in the 1970's and 1980's, Marinium® proved to be a difficult alloy to manufacture. Internal rejection rates were high. Attempts to reduce costs only compounded the rework problem. Eventually, in the early 1990's, production of Marinium® marine hardware and lights ended. The industry lost access to perhaps the greatest marine alloy ever...until now!

Using modern technology and casting techniques unavailable to manufacturers decades ago, Marinium® has finally been perfected. The high strength to weight ratios and unparalleled corrosion resistance sought after for decades by quality builders is again available, this time with Perko® reliability and quality.

- **Corrosion Resistance** - Equal to or better than any common marine alloy.
- **Strength/Weight Ratio** - Highest of any common marine alloy.
- **Weight** - Approximately 1/3 rd the weight of most marine grade alloys.
- **Finish** - Satin "Marinized" or Chrome Plated.
- **Broad Product Families** - Virtually anything made in bronze can be made in Marinium.
















**Look for the Marinium Logo throughout the Catalog
or Contact the Factory for more information on the Marinium Product Line.**

Ordering & Tech Info

Description	Dealer Pkg. 1 Pc. Per Cd	Dealer Pkg. Pkg Qty	OEM Bulk Pkg.	OEM Bulk Pkg Qty	Ship Wt. DP/OEM Bulk		
4 Inch Straight Chock	0119DP4MAR	5	0119004MAR	5	0.6/0.9		Page No R-123
6 Inch Straight Chock	0119DP6MAR	5	0119006MAR	5	1.2/1.5		
LED Docking Light Straight	0202DP0MAR	1	0202000MAR	5	1.0/5.0		Page No R-69
LED Docking Light Angled	0203DP0MAR	1	0203000MAR	5	1.4/5.0		
Flush Flag Pole Socket - Bow	0218DP1MAR	5	0218001MAR	5	0.8/0.6		Page No R-133
Flush Flag Pole Socket - Bow	0218DP2MAR	5	0218002MAR	5	1.0/1.2		
Flush Flag Pole Socket - Bow	0218DP3MAR	5	0218003MAR	5	1.2/1.4		
Flush Flag Pole Socket - Stern	0219DP1MAR	5	0219001MAR	5	1.1/1.3		Page No R-133
Flush Flag Pole Socket - Stern	0219DP2MAR	5	0219002MAR	5	1.2/1.6		
Flush Flag Pole Socket - Stern	0219DP3MAR	5	0219003MAR	5	1.4/1.8		
Upright Flag Pole Socket - Bow	0220DP1MAR	5	-----	---	1.0		Page No R-77
Upright Flag Pole Socket - Bow	0220DP2MAR	5	-----	---	1.2		
Upright Flag Pole Socket - Bow	0220DP3MAR	5	-----	---	1.5		
Upright Flag Pole Socket - Stern	0221DP1MAR	5	-----	---	0.8		Page No R-77
Upright Flag Pole Socket - Stern	0221DP2MAR	5	-----	---	1.4		
Upright Flag Pole Socket - Stern	0221DP3MAR	5	-----	---	1.8		
L.E.D. Spreader Light	0372DP0MAR	1	0372000MAR	1	—/1.9		Page No R-77
L.E.D. Spreader Light	-----	---	0378000MAR	1	2.0/2.0		



Ordering & Tech Info

	Description	Dealer Pkg. 1 Pc. Per Cd	Dealer Pkg. Pkg Qty	OEM Bulk Pkg.	OEM Bulk Pkg Qty	Ship Wt. DP/OEM Bulk
 <p>Page No R•61</p>	48 Inch 7/8" Dia. Pole Light	0390DP6MAR	5	0390006MAR	10	8.3/12.0
	48 Inch 7/8" Dia. Pole Light	-----	---	0390L06MAR	10	—/12.0
	54 Inch 7/8" Dia. Pole Light	0390DP7MAR	5	0390007MAR	10	10/15.0
	54 Inch 7/8" Dia. Pole Light	-----	---	0390L07MAR	10	—/15.0
	60 Inch 7/8" Dia. Pole Light	0390DP8MAR	5	0390008MAR	10	12/18.0
	60 Inch 7/8" Dia. Pole Light	-----	---	0390L08MAR	10	—/18.0
	7/8 Inch Pole Light Base"	0391DP0MAR	5	0391000MAR	10	2.0/3.6
	Heavy Duty Base	-----	---	0393000MAR	1	—/3.0
	Heavy Duty Base	-----	---	0394000MAR	1	—/3.0
	Heavy Duty Pole Light & Base	-----	---	0394000MAR	1	—/3.5
 <p>Page No R•179</p>	Fishing Rod Holder	0447DP1MAR	5	0447001MAR	10	5.0/9.2
	Fishing Rod Holder	0448DP1MAR	5	0448001MAR	10	5.8/11.0
 <p>Page No E•35</p>	1-1/2" Deck Fill-Unmarked	0528DP8MAR	5	0528008MAR	1	2.0/0.4
	2" Deck Fill-Unmarked	-----	---	0528009MAR	1	—/0.9
	3" Deck Fill-Unmarked	-----	---	0528011MAR	1	—/1.5
	2" Diesel Deck Fill	-----	---	0528D09MAR	1	—/0.8
	2" Gas Deck Fill	-----	---	0528G09MAR	1	—/0.8
	1-1/2" Deck Fill-Water	-----	---	0528W08MAR	1	—/0.4
 <p>Page No E•23 & E•31</p>	1-1/2" Angled Gas Fill	0540DPGMAR	5	0540G00MAR	25	3.2/10.7
	1-1/2" Angled Diesel Fill	0540DPDMAR	5	0540D00MAR	25	3.2/10.4
	1-1/2" Angled Water Fill	0540DPWMAR	5	0540W00MAR	25	3.2/10.7
 <p>Page No E•23 & E•31</p>	1-1/2" Straight Gas Fill	0541DPGMAR	5	0541G00MAR	25	3.3/10.9
	1-1/2" Straight Diesel Fill	0541DPDMAR	5	0541D00MAR	25	3.1/10.5
	1-1/2" Straight Water Fill	0541DPWMAR	5	0541W00MAR	25	3.2/10.6
 <p>Page No R•78</p>	Dome Light	-----	---	0555000MAR	1	—/2.5
 <p>Page No R•119</p>	8" Cleat	0572DP8MAR	5	0572008MAR	10	3.6/5.7
	10" Cleat	-----	---	0572010MAR	1	—/1.3
	12" Cleat	-----	---	0572012MAR	1	—/1.7
	15" Cleat	-----	---	0572015MAR	1	—/2.8
 <p>Page No E•30</p>	2" Diesel Deck Fill Straight	-----	---	0577D00MAR	1	—/1.0
	2" Gas Deck Fill Straight	-----	---	0577G00MAR	1	—/1.0
	2" Diesel Deck Fill Angled	-----	---	0579D00MAR	1	—/1.2
	2" Gas Deck Fill Angled	-----	---	0579G00MAR	1	—/1.2
 <p>Page No R•126</p>	Rope Deck Pipe	0750DP0MAR	5	-----	---	3.3/—
 <p>Page No R•125</p>	Hawse Hole Plate	-----	---	0752000MAR	1	—/0.7
	Hawse Hole Plate	-----	---	0755000MAR	1	—/1.4
 <p>Page No R•173</p>	Lifting Handle	0776DP1MAR	5	0776001MAR	25	1.0/5.0
	Lifting Handle	0776DP2MAR	5	0776002MAR	25	1.3/5.5
 <p>Page R•168</p>	Rectangular Hatch Dog	-----	---	0777000MAR	1	—/0.7
	Rectangular Hatch Dog	-----	---	0777001MAR	1	—/0.8
	Rectangular Hatch Dog	-----	---	0777002MAR	1	—/0.8
 <p>Page R•168</p>	Stern Light	0939DP1MAR	5	0939001MAR	20	2.2/8.0
	Stern Light	0946DP1MAR	5	0946001MAR	25	1.1/5.0
 <p>Pages R•44-45</p>	Cockpit Light	1146DP1MAR	5	1146001MAR	25	1.2/4.2
	Cockpit Light	1146DP2MAR	5	1146002MAR	25	1.2/4.2
	Cockpit Light	1146DP3MAR	5	1146003MAR	25	1.2/4.2
 <p>Page R•71</p>						



L.E.D. Navigation Lights



Pages C•10-11

L.E.D. Navigation Lights



Pages C•12-13

L.E.D. Navigation Lights



Pages C•14-15

L.E.D. Navigation Lights



Page C•16

L.E.D. Navigation Lights



Page C•17

Navigation Lights



Page C•18

Navigation Lights



Page C•19

Navigation Lights



Page C•20

Navigation Lights



Page C•21

Navigation Lights



Page C•24

Navigation Lights



Page C•26

Navigation Lights



Page C•27

Special Purpose Lights



Page C•28

Special Purpose Lights



Page C•29

Navigation Lights



Pages C•30-31

Navigation Lights



Page C•34

Dome Lights



Page C•36

Dome Lights



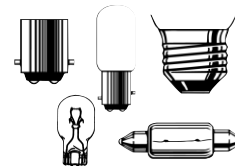
Page C•37

Dome Lights



Page C•38

Bulbs



Page C•39



Lenses & Spare Parts



Page C•40

XR-Series Searchlights



Pages C•41-43

XR-Series Searchlights Spare Parts



Pages C•44-46

19" Solar-Ray Searchlights



Pages C•47-49

Deck Control Searchlights



Pages C•52-53

Lever Control Searchlights



Pages C•54-55

Lever/Gear Control Searchlights



Pages C•56-57

Distant Electric Control Searchlights



Page C•58

Sealed Beam Searchlights



Pages C•62-63

Sealed Beam Searchlights



Page C•64

Compact Battery Switches



Page C•67

Selector & Disconnect Battery Switches



Pages C•68-69

Heavy Duty Battery Switches



Page C•70

Fog Bells



Page C•71

Heavy Duty Intake Water Strainer



Pages C•72-73

Intake Water Strainers



Pages C•74-75

Duplex Intake Water Strainer



Page C•76

Clear Body Intake Water Strainer



Page C•77

Flushing Intake Water Strainer



Page C•78

FlushPro™



Page C•79



Strainers



Page C-80

Garboard Drain Plugs



Page C-81

Seacocks




Page C-82

Valves & Adapters



Page C-83

Thru-Hulls



Page C-84

Determining the Hand of a Latch



Page C-85

Locks & Latches



Page C-86

Locks & Latches



Page C-87

Locks & Latches



Page C-88

Locks & Latches



Page C-89

Locks & Latches



Pages C-90-91

Rectangular Hatch Dog



Page C-92

Round Hatch Dog



Page C-93

Deck Plate & Cleats



Page C-94

Misc. Hardware




Page C-95

Clamps, Hasps & Barrel Bolts



Page C-96

Cabin Door & Utility Hooks



Page C-97




Carbon Canister Overview



Page E•4

Carbon Canister Sizing



Page E•5

Carbon Canister Ordering Information



Page E•7

In-Hose Inlet Check Valve



Page E•8

Special Application ICV's



Page E•9

Inlet Check Valves



Page E•10

Surge Protector



Page E•11

Threaded Fill Limit Valves



Page E•12

Threaded Fill Limit Valves




Page E•13

Swivel Fill Limit Valves



Page E•14

Custom Fill Limit Valves



Page E•15

Threaded Tank Vent Valves



Page E•16

Threaded & Swivel Tank Vent Valves



Page E•17

Air/Fuel Separator



Page E•18

P-Traps



Page E•19

Angled Tank Line Vents



Page E•20

Straight Tank Line Vents



Page E•21

Tank Line Vents



Page E•22

EPA Gas Fills and Matching Diesel, Water & Waste Fills



Page E•23

EPA Gas Fills and Matching Diesel & Water Fills



Page E•24



EMISSIONS RELATED PRODUCTS AND DECK FILLS CATALOG 315-E

Diesel, Water & Waste Fills



Page E•25

EPA Gas Fills and Matching Diesel & Water Fills



Page E•26

Diesel, Water & Waste Fills



Page E•27

EPA Gas Fills and Matching Diesel, Water & Waste Fills



Page E•28

EPA Gas Fills and Matching Water Fills



Page E•29

Vented Fills for 2" Hose



Page E•30

Non-EPA Gas Fills



Page E•31

Non-EPA Gas Fills & Vented Water Fills



Page E•32

Non-EPA Gas Fills & Diesel, Water & Waste Fills



Page E•33

Non Vented Fills



Page E•34

Non-EPA Gas, Diesel, Water & Waste Deck Plates



Page E•35

Locking Insert, Caps & Accessories



Page E•36

Deck Plate Keys



Page E•37

Replacement Caps for Non-EPA Systems



Page E•38

Replacement Caps for EPA Compliant Systems




Page E•39



Quality Marine Hardware and Accessories Made in America for Over 100 Years

Look for the complete line of PERKO® products


Catalog 315-R For Recreational & Pleasure Boats



- Navigation Lights for Vessels Under 20m
- Battery Switches
- Interior & Utility Lights
- Locks & Latches
- Cabinet Hardware
- Deck Hardware
- Underwater Hardware
- Underwater Lighting
- Fishing Equipment




Catalog 315-C Commercial Products



- Navigation Lights Vessels over 20m
- Searchlights
- Battery Switches
- Interior & Utility Lights
- Cabinet Hardware
- Deck Hardware
- Heavy Duty-Underwater Hardware



Catalog 315-E For Emissions Related Products and Deck Fills



- Carbon Canisters
- Fuel Tank Valves
- EPA Compliant Fuel Fills
- Deck Plates & Fills
- Surge Protector
- P-Traps
- Air/Fuel Separator





NUMERIC INDEX FOR CATALOGS 315-C, 315-E & 315-R

Fig. No.	Cat. Type	Page No.
C= Commercial Cat. 315-C E= Emissions Cat. 315-E R= Recreational Cat. 315-R		
0004	C	27
0005	C	27
0007	C	27
0024	C	38
0024	R	44,73
0030	E	38
0030	R	68
0042	R	93
0052	C	38
0061	R	82
0063	C	83
0063	R	109
0064	R	31
0065	C	80
0065	R	107
0066	C	80
0066	R	107
0067	C	39
0067	R	67
0068	R	42
0069	C	39
0069	R	67,79
0070	C	39
0070	R	67,79
0071	C	39
0071	R	67
0072	C	39
0072	R	67
0074	R	66
0075	R	115
0076	C	83
0076	R	109
0077	R	82
0078	R	82
0082	R	139
0086	C	80
0086	R	107
0093	R	22
0095	R	22
0106	C	40
0106	R	20
0108	R	20
0109	R	20
0110	R	20
0111	R	20
0112	C	29
0113	R	96
0114	R	14,15
0119	R	123

Fig. No.	Cat. Type	Page No.
0119MAR	R	183
0120	R	146
0124	R	116
0125	R	39,57,58
0126	E	34
0127	C	71
0127	R	96
0131	C	27
0132	C	36
0132	R	75
0133	C	28
0134	C	40
0134	R	25
0135	R	26
0136	R	28
0137	R	70
0139	R	28
0140	R	70
0142	R	115
0143	C	25
0144	C	71
0144	R	96
0145	R	70
0148	R	177
0149	R	147
0150	C	71
0150	R	96
0152	R	147
0155	R	138
0158	C	71
0158	R	97
0159	R	97
0162	R	95
0163	R	94
0164	R	94
0165	R	94
0166	R	96
0170	C	34
0170	R	18
0170BMD	R	42
0170LED	C	17
0170SWB	R	36
0171	C	71
0171	R	96
0172	C	71
0172	R	96
0174	R	82
0175	R	83
0176	R	82
0178	R	80
0179	C	71
0179	R	97
0181	R	81

Fig. No.	Cat. Type	Page No.
0197	R	146
0200	C	30
0200	R	22
0201	R	66
0202	R	69
0202MAR	R	183
0203	R	69
0203MAR	R	185
0210	C	16
0210	R	21
0212	R	147
0217	R	76
0218	R	133
0218MAR	R	183
0219	R	133
0219MAR	R	183
0220	R	133
0220MAR	R	183
0221	R	133
0221MAR	R	183
0222	R	23
0224	R	23
0227	R	17
0228	R	16
0229	R	13
0232	R	13
0233	R	131
0238	R	66
0239	R	66
0240	R	66
0241	R	66
0244	C	38
0244	R	73
0245	C	38
0245	R	73
0247	R	66
0248	R	66
0249	C	40
0249	R	25
0252	R	15
0253	R	14
0254	R	12
0256	C	40
0256	R	20
0257	C	36
0257	R	73,75
0258	R	147
0259	C	40
0259	R	66
0260	R	66
0261	C	40
0261	R	66
0264	R	29

Fig. No.	Cat. Type	Page No.
0265	R	78
0266	C	81
0266	R	116
0268	R	66
0269	C	40
0269	R	20
0271	R	146
0272	R	146
0273	R	66
0274	R	12
0276	C	38
0277	R	66
0278	R	66
0280	R	78
0281	R	66
0283	R	66
0284	R	66
0285	R	115
0290	C	27
0294	C	40
0295	R	66
0296	R	66
0297	R	66
0298	R	66
0300	C	38
0300	R	73
0301	R	112
0303	C	40
0305	C	62
0309	C	29
0313	C	62
0314	C	63
0315	R	100
0318	C	37
0318	R	76
0322	C	84
0322	R	111
0323	R	113
0325	C	95
0325	R	136
0326	R	115
0327	R	113
0328	R	112
0329	R	77
0330	R	98
0331	R	111
0333	R	113
0334	R	99
0335	R	99
0336	R	99
0337	C	39
0337	R	67,79
0338	C	39



NUMERIC INDEX FOR CATALOGS 315-C, 315-E & 315-R

Fig. No.	Cat. Type	Page No.	Fig. No.	Cat. Type	Page No.	Fig. No.	Cat. Type	Page No.	Fig. No.	Cat. Type	Page No.
0338	R	67	0433	R	86	0518	E	20,21	0574	R	150
0339	R	100	0440	C	64	0520	E	33	0575	R	174
0340	C	39	0440	R	86	0524	E	35	0576	E	30
0340	R	67,79	0441	R	95	0525	E	36	0577	E	30
0341	C	24,25	0443	C	77	0526	C	94	0577MAR	R	184
0342	C	40	0443	R	103	0526	R	118	0578	R	178
0343	R	113	0447	R	179	0527	E	34	0579	E	30
0344	R	127	0447MAR	R	184	0528	E	34,35	0579MAR	R	184
0347	C	40	0448	R	179	0528MAR	R	184	0580	E	24,31
0348	C	84	0452	R	179	0530	C	94	0581	E	24,31
0348	R	111	0454	C	28	0530	R	121	0582	E	26,31
0349	R	95	0455	C	34	0534	C	64	0583	E	26,31
0350	C	84	0455	R	43	0534	R	86	0584	E	9,10
0350	R	110	0456	C	79	0535	C	64	0586	E	12,13,14
0351	R	127	0456	R	101	0535	R	86	0588	E	16,17
0354	C	62	0457	C	79	0537	E	30,36	0590	E	29,31
0355	C	62	0457	R	101	0538	C	64	0591	E	29,31
0357	R	124	0461	R	95	0538	R	86	0593	C	78
0361	R	114	0462	C	68,69	0539	C	94	0593	R	102
0362	R	44	0462	R	90	0540	E	23,29,31,36	0594	C	76
0363	C	81	0465	C	71	0540MAR	R	184	0597	E	21
0363	R	116	0465	R	96	0541	E	23,31	0598	E	20
0365	R	115	0466	R	43	0541MAR	R	184	0599	E	34
0367	C	40	0477	R	68	0542	E	29,31	0602	R	12
0370	C	81	0480	R	182	0543	E	29,31	0606	R	69
0371	R	44	0481	R	182	0544	R	120	0607	R	69
0372	R	77	0482	R	182	0545	C	94	0608	R	125
0372MAR	R	183	0483	R	182	0545	R	120	0609	R	70
0373	C	40	0484	R	182	0547	C	94	0610	C	97
0374	C	40	0485	E	4 to 7	0550	R	98	0610	R	177
0375	C	39	0488	E	18	0551	E	25,31	0615	R	11
0375	R	67	0492	R	137	0552	E	27,31	0616	R	11
0377	R	114	0493	C	74	0553	E	11	0617	R	11
0378MAR	R	183	0493	R	104	0554	R	151	0619	R	13
0380	C	95	0494	C	64	0555	C	36	0622	R	13
0380	R	124	0494	R	86	0555	R	75	0627	R	17
0390	R	61	0495	R	133	0556	E	23	0628	R	16
0390MAR	R	184	0499	R	118	0557	E	23,31	0630	E	19
0391	R	61	0500	C	74	0559	R	151	0634	R	135
0391MAR	R	184	0500	R	104	0561	E	20	0635	E	8
0392	R	61	0501	R	127	0562	R	137	0640	E	23
0393	R	61	0502	R	137	0563	E	28	0641	E	23
0393MAR	R	184	0503	E	22	0564	E	29,31	0642	E	29
0394	R	60	0504	R	118	0565	R	135	0643	E	29
0394MAR	R	184	0505	E	22	0566	R	121	0652	R	15
0403	C	29	0506	E	21	0567	C	89	0653	R	14
0404	R	180	0507	E	33	0567	R	167	0660	E	23
0412	C	29	0509	E	22	0568	E	25	0661	E	23
0420	R	96	0510	R	100	0569	E	27	0662	E	29
0424	R	94	0513	E	33,34,35	0570	E	21	0662	E	29
0427	R	132	0514	C	36	0571	E	20	0675	R	157
0428	R	132	0514	R	93	0572	R	119	0680	E	24
0432	R	79	0515	E	22	0572MAR	R	184	0681	E	24



NUMERIC INDEX FOR CATALOGS 315-C, 315-E & 315-R

Fig. No.	Cat. Type	Page No.	Fig. No.	Cat. Type	Page No.	Fig. No.	Cat. Type	Page No.	Fig. No.	Cat. Type	Page No.
0682	E	26	0771	R	140	0860	C	50,60	0928	R	164
0683	E	26	0775	R	128	0866	C	49	0929	R	165
0688	R	93	0776	R	173	0869	R	178	0930	R	164
0690	E	28	0776MAR	R	184	0870	R	100	0931	R	155
0691	E	28	0777	C	92	0872	C	49,61	0932	R	155
0693	C	72	0777	R	168	0873	C	49,61	0934	R	176
0697	R	136	0777MAR	R	184	0874	C	61	0935	R	176
0701	C	36,38	0778	C	93	0875	C	61	0937	R	176
0701	R	93	0778	R	169	0876	C	61	0938	R	171
0706	C	86	0780	E	24	0878	C	61	0939	R	44
0706	R	160	0781	E	24	0879	C	61	0939MAR	R	184
0707	R	98	0782	E	26	0880	C	49,61	0941	R	142
0709	C	80	0783	E	26	0883	C	53	0942	R	143
0709	R	107	0786	R	93	0884	C	55	0945	R	45
0710	C	86	0790	E	28	0885	C	57	0946	R	45
0710	R	160	0791	E	28	0887	C	58	0946MAR	R	184
0711	C	88	0797	R	138	0889	C	50	0947	C	96
0711	R	162	0805	C	82	0889	C	59	0947	R	148
0712	C	87	0805	R	108	0890	C	50,59	0948	R	170
0712	R	161	0806	C	50,60	0891	C	59	0949	R	143
0714	C	81	0807	C	50,60	0893	C	49	0951	R	144
0714	R	116	0808	R	144	0894	C	49	0952	R	143
0715	C	88	0809	C	50,60	0895	C	49	0953	C	89
0715	R	162	0810	C	50,60	0896	R	178	0953	R	166
0716	C	87	0811	C	60	0897	C	49	0954	R	175
0716	R	161	0816	C	60	0898	R	178	0955	R	27
0719	R	176	0817	C	60	0899	C	49	0956	C	97
0721	C	80	0820	C	60	0901	R	178	0956	R	149
0721	R	107	0825	C	83	0902	C	59	0957	R	147
0722	C	80	0825	R	109	0903	R	124	0958	R	175
0722	R	107	0826	E	37	0904	R	27	0959	C	96
0730	C	86	0828	R	129	0905	C	50,59	0959	R	149
0730	R	160	0829	R	129	0907	R	178	0960	R	167
0731	C	88	0830	R	129	0908	C	59	0962	C	89
0731	R	162	0831	R	129	0912	C	89	0962	R	164,166,167
0737	C	81	0832	R	129	0912	R	163,164,165,166,167	0963	R	26
0737	R	116	0833	R	129	0913	C	89	0964	R	26
0740	R	158	0834	C	82	0913	R	166,167	0965	R	26
0742	C	81	0834	R	108	0915	R	27	0966	R	176
0743	R	158	0835	C	82	0918	C	89	0967	R	136
0744	R	158	0835	R	108	0918	R	166	0968	R	165
0750	R	126	0836	C	60	0918	R	166	0969	C	57,62
0750MAR	R	184	0837	C	50,60	0919	C	89	0972	R	26
0752	R	125	0839	C	50,60	0919	R	166	0975	C	97
0753	C	36	0841	R	174	0920	C	89	0975	R	177
0753	R	75	0844	C	50,60	0920	R	163,164,165,166	0976	R	164,166,170
0755	R	125	0845	C	50,60	0921	R	171	0977	R	165
0757	R	126	0846	C	50,60	0924	R	146	0978	R	170
0759	R	134	0847	C	50	0925	R	172	0980	R	171
0762	R	138	0848	C	50	0926	R	172	0984	C	89
0763	R	138	0851	C	55,62	0926	R	172	0984	R	163,164,165,166,170
0769	R	136	0852	C	57,62	0927	C	89	0987	R	145
0770	R	136	0859	C	50	0927	R	167			



NUMERIC INDEX FOR CATALOGS 315-C, 315-E & 315-R

Fig. No.	Cat. Type	Page No.	Fig. No.	Cat. Type	Page No.	Fig. No.	Cat. Type	Page No.	Fig. No.	Cat. Type	Page No.
0988	R	145	1078	C	11	1134	R	36	1215	R	181
0991	R	163	1079	C	11	1137	R	36	1216	R	150
0992	R	163	1080	C	11	1138	R	36	1217	R	150
0994	R	178	1081	R	156	1143	C	20,21,23,29	1218	R	29
0995	R	163,165	1082	R	156	1146	R	71	1220	R	173
0996	R	178	1085	R	154	1146MAR	R	184	1221	R	173
0997	R	178	1089	R	155	1149	R	71	1222	R	128
0998	C	96	1091	C	90,91	1150	C	24	1223	R	123
0998	R	141	1091	R	152	1151	C	24	1226	R	135
0999	R	145	1092	C	90,91	1152	C	24	1227	R	130
1002	R	142	1092	R	152	1153	C	24	1230	C	71
1004	R	142	1093	R	152	1156	R	70	1230	R	96,123
1008	C	95	1097	R	157	1157	R	74	1231	R	128
1008	R	140	1099	R	180	1158	R	39,57	1232	R	174
1015	R	127	1100	R	180	1161	R	28	1234	R	128
1016	R	175	1101	R	170	1164	C	21	1235	R	125
1017	C	95	1102	R	170	1165	C	21	1236	R	37
1017	R	137	1103	R	174	1166	C	21	1238	R	98
1021	R	171	1104	R	180	1167	C	21	1239	R	165
1028	R	164	1105	C	20,21,23,24,25,26	1168	C	21	1240	R	165
1029	R	165	1105	R	25	1169	C	20	1241	E	37
1030	R	164	1106	C	97	1170	C	20	1242	R	137
1031	R	155	1106	R	177	1172	C	20	1243	R	135
1032	R	155	1108	R	140	1173	C	20	1244	R	148
1033	R	72	1109	C	38	1174	C	20	1246	R	134
1040	R	78	1110	R	175	1177	R	150	1247	E	37
1043	R	127	1111	C	28	1178	R	39	1248	C	94
1044	R	72	1112	C	96	1179	R	139	1248	E	37
1045	R	62	1112	R	140	1180	R	139	1249	R	178
1046	R	62	1113	C	21,96	1181	R	39	1252	R	121
1047	R	62	1113	R	140	1183	R	39	1253	C	38
1048	R	62	1116	R	139	1184	R	39	1253	R	73
1049	R	62	1118	R	181	1185	R	131	1254	R	73
1050	R	127	1119	C	20,21,23,24,25,26,28	1186	R	131	1256	R	135
1051	R	172	1119	R	25	1187	R	131	1258	C	38
1052	R	41	1123	R	57	1188	R	119	1258	R	73
1053	R	148	1123-99A	R	64	1189	R	93	1260	C	38
1054	R	41	1124	R	57	1190	R	93	1260	R	73
1056	R	171	1124-99A	R	64	1191	R	94,149	1261	R	135,149
1057	R	126	1125	R	58	1192	R	68	1262	R	130
1058	R	41	1125-99A	R	64	1194	R	141	1263	C	36
1059	R	62	1127	C	26	1196	R	39	1263	R	75
1059T	R	64	1127	R	25	1197	R	39	1264	R	29
1060	R	62	1128	C	26	1198	R	141	1267	R	130
1060T	R	64	1128	R	25	1201	R	39	1269	E	33
1065	R	150	1129	C	26,28	1205	R	180	1270	E	33
1068	R	165	1129	R	25	1209	R	58	1271	R	98
1071	R	156	1130	C	26	1209-99A	R	64	1273	R	57
1072	R	156	1130	R	25	1210	R	119	1274	R	57
1074	R	72	1131	R	58	12111	R	31	1277	R	132
1075	C	91	1133	C	20,23	1212	R	31	1278	R	132
1075	R	151				1213	R	145	1279	R	166
1077	C	11				1214	R	145	1280	R	166



NUMERIC INDEX FOR CATALOGS 315-C, 315-E & 315-R

Fig. No.	Cat. Type	Page No.	Fig. No.	Cat. Type	Page No.	Fig. No.	Cat. Type	Page No.	Fig. No.	Cat. Type	Page No.
1281	R	37	1358	R	74	1459	R	49	8503	R	90
1283	R	37	1363	C	15,18,19,22	1460	R	53	8504	C	68
1284	R	37	1364	C	19	1461	R	53	8504	R	90
1287	R	149	1365	C	19	1465	R	53	8511	C	67
1289	R	134	1366	C	19	1470	R	52	8511	R	89
1291	R	139	1367	C	19	1601	R	28	8512	C	67
1293	R	144	1368	C	19	1602	R	28	8512	R	89
1299	R	134	1369	C	18	1604	R	35	8603	C	70
1301	R	36	1370	C	18	1607	R	35	8603	R	92
1302	R	133	1372	C	18	1608	R	34	9304	C	42
1303	R	76	1373	C	18	1609	R	34	9501	C	44
1304	R	132	1374	C	18	1611	R	55	9504	C	44
1305	R	122	1377	C	12	1612	R	30	9506	C	44
1306	R	122	1377	R	24	1613	E	32	9508	C	44
1309	R	134	1378	C	12	1614	R	30	9510	C	45
1310	R	28	1378	R	24	1617	R	30	9511	C	44
1311	R	58	1379	C	12	1619	R	30	9512	C	44
1312	R	100	1379	R	24	1622	R	56	9514	C	44
1313	E	32,34	1380	C	12	1622L	R	51	9521	C	44,45
1316	R	122	1380	R	24	1624	R	49	9530	C	44
1318	E	32	1381	C	12	1625	R	58	9551	C	44
1319	E	32	1381	R	24	1627	R	65	9560	C	46
1322	R	133	1384	C	14	1628	R	65	9563	C	46
1323	C	36	1385	C	14	1634	R	35	9565	C	46
1323	R	75	1386	C	14	1636	R	34	9566	C	46
1324	E	34,36	1387	C	14	1637	R	35	9581	C	45
1325	R	127	1388	C	14	1638	R	35	9582	C	45
1326	R	122	1399	E	34	1639	R	34	9601	C	69
1327	R	132	1400	R	54	1642	R	34	9601	R	91
1330	R	58	1401	R	55	1656	R	53	9602	C	69
1331	R	44	1403	R	55	1673	R	57	9602	R	91
1332	R	44	1404	R	55	1674	R	57	9603	C	69
1336	R	128	1418	E	29	1678	R	39	9603	R	91
1342	C	17	1419	E	29	1680	R	39, 57 & 58	9604	C	69
1343	R	50	1421	R	31	1681	R	39	9604	R	91
1344	R	43	1422	R	31	1683	R	39	9611	C	67
1345	C	17	1440	R	56	1684	R	39	9611	R	89
1345	R	43	1440L	R	51	1696	R	39	9612	C	67
1346	R	128	1441	R	56	1697	R	39	9612	R	89
1347	R	48	1441L	R	51	1901	C	48	9703	C	70
1348	R	50	1442	R	49	1902	C	48	9703	R	92
1349	R	48	1443	R	49	1921	C	48	9854	C	43
1353	C	96	1445	R	56	1922	C	48			
1353	R	148	1445L	R	51	1925	C	48			
1354	C	96	1447	R	49	1930	C	49			
1354	R	148	1450	R	56	1931	C	49			
1355	C	37	1450L	R	51	1932	C	50			
1355	R	74	1451	R	52	1936	C	50			
1356	C	37	1452	R	53	8501	C	68			
1356	R	74	1454	R	49	8501	R	90			
1357	C	37	1455	R	56	8502	C	68			
1357	R	74	1455L	R	51	8502	R	90			
1358	C	37	1456	R	53	8503	C	68			



	PAGE
A	
Adapter - Pipe to Hose	R•107
Adjusters - Hatch	R•138
Windshield	R•139
Air/Fuel Separator	Emissions Cat. 315-E
Alpha Series Lights	R•54, 55
All-Round Lights	"R•20-25,47-61"
Anchor Chocks	R•124
Anchor Lights	R•20-25,47-61
Arch Tower Mount Lights	R•34,35
Axe Bracket	R•136
B	
Bass Boat Lights	R•28,30,31
Bases, Pole Light	R•40,61,62-65
Battery - Switches	R•88-92
Cable Spacer	90-91
Bells, Fog	R•96,97
Berth Lights	R•69-71
Bi-Color Lights	11,13,15,17,19,23,26,28,31
Bitts	R•125
Boarding Steps	R•127
Bolts - Barrel	R•148
Cupboard	R•170
Bow - Lights	R•11-31
Anchor Lights	R•20-25,47-61
Combination Lights	R•11,13,15,17,19,22, 26-31,37-39,42,57,75,77
Eyes	125
Brackets - Axe	R•136
Table	R•177
Breakdown Lights	R•20-25
Bulbs, Electric	R•67,79
Butt Hinges	R•124-144
Buttons - Door	R•150
Horn Push	R•93
C	
Cabin Door Hooks	R•149
Cabinet Hinges	R•142-147
Cable - Outlet	R•94
Spacer	R•90,91
Straps	R•94
Caps, Gas Tank	R•117
Carbon Canisters	Emissions Cat. 315-E
Catches, Door	R•170-172
Certification of Lights	R•10
Chain - Deck Pipe	R•126

	PAGE
C CONTINUED	
Portlight	R•95
Chocks	R•126
Chocks, Anchor	R•95
Choosing a Pole Light	R•123
Clam Shell Ventilators	R•124
Clamps - Hatch Hold-Down	R•140,141
Spring	R•137
Rope	R•135
Security	R•140
Clear Back Utility Light	R•71
Cleats	R•119-122
Clips - Line Support	R•94
Coat & Hat Hooks	R•177
Cockpit Scupper	R•113-115
Color Coded Deck Plates & Fills	R•117
Collar Set	R•68
Combination - Bow & Anchor Lights	R•11,13,15,17,19,22,26-31, 37-39,42,57
Masthead/White All-Round	R•37,38,42,57
Side Lights	R•11-14,16,18-29
Connections - Electric	R•93,94
Thru Hull	R•110-112
Watertight, Deck	R•93
Connectors, Electric	R•93-94
Connectors, Garden Hose	R•118
Continuous Hinge	R•147
Courtesy Lights	R•69-72
Cowl Ventilators	R•100
Cupboard - Bolts	R•148
Catches	R•151,170,171
Turns	R•170
Curtain Fasteners	R•178
D	
Deck - Connection, Watertight	R•93
Diesel Fills	Emissions Cat. 315-E
Fills	Emissions Cat. 315-E
Gas Fills	Emissions Cat. 315-E
Lights	R•34,35-38,40-42,77-78
Pipes, Rope & Chain	R•126
Plates	R•118
Water Fills	Emissions Cat. 315-E
Waste Fills	Emissions Cat. 315-E
Deck Plate Keys	Emissions Cat. 315-E
Delta Series Pole Lights	R•52
Dock Line Springs	R•134
Docking Lights	R•69
Dome Lights	R•73-76
Door - Buttons	R•150
Catches	R•151,170-172
Fasteners	R•140,141,148-151



D CONTINUED	PAGE
Hinges.....	R•142-147
Holders.....	R•176
Hooks.....	R•149
Stops.....	R•150,176
Dorada Ventilator.....	R•100
Drain Plugs.....	R•116
Drawer -	
Knobs.....	R•172
Pulls.....	R•172-175
E	
Elbow Catches.....	R•171
Electric -	
Bulbs.....	R•67,79
Cabin Fixtures.....	R•69-76
Connections.....	R•93,94
Lamps.....	R•73-76
Switches.....	R•93
European Representative.....	R•5
Eyes -	
Bow.....	R•125
Straps.....	R•137
F	
Fasteners -	
Curtain.....	R•178
Door.....	R•140,141,148-151
Hatch.....	R•136,138,140,141
Table Leg.....	R•176
Fender-	
Hooks.....	R•134
Locks.....	R•134
Filler, Tank.....	R•117
Fill Limit Valves.....	Emissions Cat 315-E
Filters, Water.....	R•101-107
Fishing Rod Holders.....	R•179-181,184
Fittings -	
For Rails.....	R•124
Waste.....	R•117
Fixtures, Light -	
Bulkhead, Electric.....	R•69-76
Electric Cabin.....	R•72-76
Flag Pole Sockets.....	R•133,183
Flag Staffs.....	R•132,133
Flush Pro.....	R•101
Flush -	
Hatch Lifting Handles.....	R•173
Hatch Lifting Rings.....	R•174
Locks & Latches.....	R•152-169
Pulls.....	R•174
Ring Catch.....	R•172
Fog Horn.....	R•95
Fold Down Mount Lights.....	34-40,60,65
Fuel Tank Filler.....	R•117
Fuse Holder.....	R•93
G	
Garboard Drain Plugs.....	R•116

G CONTINUED	PAGE
Gas Fills.....	Emissions Cat. 315-E
Gasket Kit.....	R•182
Glare Shield.....	R•68
Globe Styles.....	R•32,47
Grab Rail Posts.....	R•124
Guides, Tiller Rope.....	R•135
H	
Halyard Mount Lights.....	R•22,23
Handles -	
Daysailer.....	R•128
Flush Lifting.....	R•168,169,173
Sliding Window.....	R•175
Various.....	R•128
Hasps.....	R•141
Hatch -	
Adjusters.....	R•138
Dog.....	R•168,169
Fasteners.....	R•136
Hinges.....	R•142-147
Hold-Down Clamps.....	R•140
Lifting Handles.....	R•168,169,173
Lifting Rings.....	R•174
Trim.....	R•147
Support Braces.....	R•138
Hawse Hole Plates.....	R•125
Heavy Duty Pole Lights.....	R•60-61
Hinges -	
Butt.....	R•142-144
Cabinet.....	R•142-147
Continuous.....	R•147
Cuddy Door.....	R•142-147
Hatch.....	R•142-147
Hatch Support.....	R•138
Non-Mortised.....	R•147
Piano.....	R•147
Pull Apart.....	R•147
Semi-Concealed.....	R•146
Shortside.....	R•145
Strap.....	R•146
“T”.....	R•146
Holders -	
Boat Hook.....	R•137
Door.....	R•150
Fishing Pole.....	R•179-181,184
Ring Buoy.....	R•137
Hooks -	
Cabin Door.....	R•149
Coat Hook.....	R•177
Fender.....	R•134
Lashing.....	R•134,180
Snap.....	R•134
Utility.....	R•177
Wardrobe.....	R•177
Horn, Fog.....	R•95
Horns for Rowlocks.....	R•129-130
Hull Connections.....	R•110-112



	PAGE
I	
Information -	
Certification of Navigation Lights.....	R•10
Determining the Hand of a Lock or Latch Set	R•159
Electrical Standards.....	R•88
Emissions Components	Emissions Cat. 315-E
Light, Vertical Heights.....	www.perko.com
Lock Bevels	R•159
Lock & Latch	R•152-169
Representatives	R•5
Sales Policy & Terms	R•4
Searchlights.....	Commercial Cat 315C
Warranty.....	R•4
Inlet -	
Check Valves	Emissions Cat. 315-E
Fittings for Fresh Water.....	R•118
Strainer	R•101-107
Intake Strainers -.....	
Clear Body.....	R•103
Duplex.....	Commercial Cat 315C
Flushing.....	R•102
Heavy Duty	Commercial Cat 315C
Intake	R•101-107
Pump	R•107
Round	R•107
Scoop.....	R•107
K	
Keys, Deck Plate	Emissions Cat. 315-E
Knobs, Drawer	R•172
L	
Lamps -	
Cabin	R•69-76
Wall.....	R•70,76
Lashing Hooks	R•134,178
Latches -	
Doors	R•152-169
Flush.....	R•155,156,162,163,165,168,169
Mortise Latch Sets	R•160,161,167
Rim Latch Sets	R•164,166
Slam	R•157
Slam Cam Bar	R•151-154
Leathers, Oar	R•131
L.E.D.	
Berth Lights.....	R•70,72,74,75
Deck Lights	R•42,77,78
Docking Lights.....	R•69
Dome Lights	R•73-75
Navigation Lights.....	R•11-67
Underwater Lights	R•80-83
Utility Lights	R•69-72
Light Chart, Vertical Heights	www.perko.com
Lights -	
Alpha	R•54,55
Arch/Tower.....	R•34,35
All-Round Lights.....	R•20,21,25,47-61

L CONTINUED	PAGE
Anchor Lights	R•20-25,47-61
Bases - Polelights	R•40,61-65
Bass Boat	R•28,30,31
Berth	R•70,72,74,75
Bi-Color	R•11,13,15,17,19,23,26,28,31,
Breakdown	R•20-25
Coastal Series.....	R•53
Combination	R•11,13,15,17,19,22,26-31,37-39,
.....	42,57,75,77
Courtesy.....	R•66-72
Deck.....	R•34,35-38,40-42,77,78
Delta Series	R•52
Dredging.....	Commercial Cat 315C
Dome.....	R•73-76
Flashing	Commercial Cat 315C
Fold Down	R•30-40,60,65
Inland Series	R•56
L.E.D	R•11,19,21,24,30,34,42,48-51,61,
.....	70,72-75,77,78
Masthead.....	R•20-26,34-39,42-44,48-61
Meal & Absent.....	R•77
Omega Series	R•50-51
Pole.....	R•30-43,46-63
Range	Commercial Cat 315C
Searchlights	R•84-86 & Commercial Cat 315C
Side	R•11-14,16,18-29
Signal	R•18-29
Spreader	R•42,77,78
Stealth Series	R•11,34,48,49
Stern	R•18-26,34-38,42-45,48-61
Surface Mount.....	R•80-81
Telescoping	R•58
Towing.....	R•18-25
Tri-Color	R•22,39
Trim Tab Mount.....	R•80
Underwater	R•80-83
Utility	R•69-72
Vessels under 20 Meters (65.6 Ft.) in Length	R•11-69
Vessels over 20 Meters (65.6 Ft.) in Length.....	R•24, 25 &
.....	Commercial Cat 315C
Line Support Clips.....	R•94
Locks -	
Doors	R•156-159,160-167
Fender	R•134
Flush	R•155,156,162,163,165,168-169
Mortise	R•160,161,167
Rim	R•164,167
Window	R•176
Lock and Latch Cover	R•155
Locker Ventilators	R•98
Louver Ventilators.....	R•99
Louver Cockpit Light.....	R•72
M	
Marinium	183-184
Masthead	R•20-26,34-39,42-44,48-61
Meal & Absent	R•77



M CONTINUED	PAGE
Mooring Bitts.....	R•125
N	
Navigation Lights - For Vessels: Under 20 Meters (65.6 Ft.) in Length.....	R•11-61
Over 20 Meters (65.6 Ft.) in Length	R•24,25 &Commercial Cat. 315-C
O	
Oar - Leathers & Buttons	R•131
Locks	R•129-131
OEM Packaged Pole Lights.....	R•49,51,53,55,56
Omega Series	R•50,51
Outlets - Cable.....	R•94
Water	R•118
P	
Piano Hinge	R•147
Pipes, Rope Deck.....	R•126
Plates -	
Deck.....	R•118
Hawse Hole	R•125
Step.....	R•127
Plugs, Drain	R•116
Pole Holders -	R•179-181,184
Replacement Bases.....	R•40,41,62-64
Replacement Poles.....	R•47-61
Pole Lights	R•47-61
Pole Lights, Heavy Duty	R•60,61
Pole Light Bases	R•40,41,62-64
Pole Sockets, Flag	R•133,183
Poles - Flag.....	R•132,133
Posts - Grab Rail.....	R•124
Stanchion	R•124
Pulleys.....	R•135
Pulls - Drawer	R•172
Pump Strainers.....	R•107
R	
Rail Fittings.....	R•124
Representatives.....	R•5
Retail Packaged Pole Lights	R•48,50,52,54
Remote Control Searchlights	R•84,85
Rigging Tube	R•124
Rim Locks	R•164,167
Rim Latches.....	R•164,167
Ring - Buoy Holders	R•137
Catches, Flush	R•172
Pulls.....	R•174,175

R CONTINUED	PAGE
Rings, Hatch Lifting	R•173
Rope - Clamps.....	R•135
Guides	R•135
Pulleys	R•135
Rowlocks	R•129-131
S	
Scuppers - Cockpit	R•115
Thru-Hull.....	R•113,114
Valve Assembly.....	R•108
Seacocks	R•108
Searchlights - Bulbs	Commercial Cat. 315-C
Incandescent	R•84-86
Sealed Beam	R•86
Remote Control	R•84-86
Spare Parts	Commercial Cat. 315-C
Xenon.....	Commercial Cat. 315-C
Self Adjusting Slam Latch	R•175
Shield, for Pole or Mast Lights	R•68
Shower Drain.....	R•114
Shower Latches	R•158
Side Lights.....	R•11-14,16,18-29
Signal Lights, Portable or Fixed.....	R•18-25
Snap Hooks.....	R•134
Sockets -	
Boat Cover.....	R•178
Sockets	R•40,41,62-64
Fishing Rod	R•179-181,184
Flag Pole	R•132,133
Rowlock	R•129-131
Searchlight	Commercial Cat. 315-C
Spreader Lights.....	R•42,77,8
Spotlights	R•86
Spring Clamps	R•137
Springs for Dock Line.....	R•134
"Staffs, Flag"	R•132,133
Steps - Boarding	R•127
Folding	R•127
Stern - Lights	R•18-26,34-38,42-45,48-61
Pole Lights.....	R•34-38,42-45,48-61
Stops - Door	R•150,176
Window	R•176
Strainers - Clear Body.....	R•103
Duplex	Commercial Cat. 315-C
Flushing.....	R•102
Heavy Duty.....	Commercial Cat. 315-C
Inlet.....	R•102-107
Pump	R•107
Thru-Hull.....	R•107,108



S CONTINUED	PAGE
Water.....	R•102-107
Strap Hinges	R•146
Strap Cable	R•94
Switches -	
Battery	R•88-92
Electric	R•88-93
Master	R•88-92
Panel.....	R•93
Surge Protector	Emissions Cat. 315-E
Swivel -	
Eye Pulleys	R•135
Eye Snaps	R•134
Valves	Emissions Cat. 315-E
T	
"T" Hinges.....	R•146
Table Brackets	R•177
Table Leg Fasteners	R•176
Tank Vent Valves.....	Emissions Cat. 315-E
Thru-Hull Connections.....	R•110-112
Tower/Arch Mount Lights.....	R•34,35
Towing Lights.....	R•18-25
Transom -	
Eyes.....	R•125
Stern Lights.....	R•44,45
Ventilators	R•98-100
Trim, Hatch	R•147
Tube, Rigging	R•124
Tri-Color Lights.....	R•22,39
Turns, Cupboard.....	R•170
U	
Underwater Lights	
L.E.D.	R•80-82
Incandescent	R•82,83
Surface Mount	R•81
Thru-Hull Mount.....	R•82,83
Trim Tab Mount.....	R•80
Universal Replacement Pole Light	R•48,50,52,54
Utility Hooks	R•77
Utility Lights	
Clear Back.....	R•71
L.E.D	R•69,70,72,73
Louver.....	R•72
Red/White	R•69
V	
Valves	
Fuel Limit.....	Emissions Cat. 315-E
Inlet Check	Emissions Cat. 315-E
Swivel	Emissions Cat. 315-E
Tank Vent.....	Emissions Cat. 315-E
Ventilator -	
Cowl	R•100
Dorade.....	R•100
Gas Tank	Emissions Cat. 315-E
Locker	R•98

V CONTINUED	PAGE
Louver.....	R•99
Clam Shell Type.....	R•100
Transom.....	R•98
W	
Wardrobe Hooks	R•177
Warranty Information	R•4
Waste Fittings.....	Emissions Cat. 315-E
Water Tight Deck Connection	R•93
Water Strainers.....	R•100-107
Water Strainer Graphs	R•101,103,107
Whistle	R•95
Window -	
Anti-Rattler	R•176
Handle, Sliding	R•175
Lock	R•176
Stop	R•176
Windshield -	
Adjusters	R•139
Keeper Plate.....	R•139
Weatherstripping.....	R•95

WE ARE MEMBERS OF THE FOLLOWING ASSOCIATIONS:


American Boat & Yacht Council, Inc.
Charter Member



National Marine
Manufacturers Association



National Marine Distributors As-
sociation



Marine Industries
Association of South Florida



Manufacturer of Marine Lights, Hardware and Accessories

Street Address:

16490 Northwest 13th Avenue
Miami, Florida 33169-5707

Telephone Number: (305) 621-7525

Fax Number: (305) 620-9978

Mailing Address:

P.O. Box 64000D
Miami, Florida 33164-0510

e-mail: sales@perko.com

Website: www.perko.com

A large, white, rectangular sign is mounted on a metal post. The sign features the word "PERKO" in a large, bold, blue, sans-serif font. Below the word is a stylized blue graphic consisting of two thick, wavy horizontal lines that resemble a stylized wave or a boat's hull. The sign is set against a background of a grassy area and a building in the distance.

PERKO

Manufacturer of Marine Lights, Hardware and Accessories

